



NeutralPosture



2015 Seating Price List

Women Owned Small Business

Contents

Chair Uses Matrix	iv – v
Ordering	2
Warranty	5

High Performance

Back Options/Seat Options/Headrest Options	6
Mechanism Options/Arm Options	7

High Performance

1000 Series	8 – 9
2000 Series	10 – 11
5000 Series	12 – 13
6000 Series	14 – 15
8000 Series	16 – 17
Big & Tall	18 – 19
XSM™ Extra Small	20 – 21

Multi-purpose (Conference, Executive, Task)

Arm Options	22
Mechanism Options	23
Balance™	22 – 23
Balance Ergo™	24 – 25
Balance Ergo™ Stool	26 – 27
Cozi®	28 – 29
Cozi® Stool	30 – 32
Cozi® Guest	33
E-Series™	34 – 35
Embrace™	36 – 37
Embrace Ergo™	38
Embrace Guest™	39
Guardian® Chair	40
Guardian® Chair 24/7	41
N-dure™	42 – 43
N-dure™ 400	44 – 45
NV™	46 – 48
NV™ Guest	49
ONGO®	50 – 51
Right Chair®	52 – 53
Right Chair® Stool	54 – 56
Right Chair® Guest	57
U4ia®	58 – 59
U4ia® Stool	60 – 63
U4ia® Guest	64 – 65

Guest Seating

Dice™	66
N-side™	67

Industrial/Healthcare

AbChair®	68 – 69
Adapta™ Stool	70 – 71
Geo™	72
Graphite™	73
Stratus™ Upholstered	74
Stratus™ Urethane	75

Stool Options

N-tune® Seating System	76
Stool Options	77


















Workplace Accessories

Keyboard Trays/Arms	78 – 79
Workplace Accessories	80 – 81
General Information	82 – 83
ESD Order Form	84
Customer's Own Material (COM) Form	85

Upholstery options


















Upholstery	88 – 89
----------------------	---------

Chair Uses Matrix

			High Performance	Work/Task	Executive	Conference/ Training Room	Guest	Stools
		1000 Series <i>pp. 8 - 9</i>	✓	✓	✓			✓
		2000 Series <i>pp. 10 - 11</i>	✓	✓	✓			✓
		5000 Series <i>pp. 12 - 13</i>	✓	✓				✓
		6000 Series <i>pp. 14 - 15</i>	✓	✓	✓			
		8000 Series <i>pp. 16 - 17</i>	✓	✓	✓			✓
		Balance™ <i>pp. 22 - 23</i>		✓	✓	✓		
		Balance Ergo™ <i>pp. 24 - 27</i>		✓	✓	✓		✓
		Big & Tall <i>pp. 18 - 19</i>	✓	✓	✓			
		Cozi® <i>pp. 28 - 31</i>		✓		✓	✓	✓
		Dice™ <i>pp. 68</i>					✓	
		E-Series™ <i>pp. 34 - 35</i>		✓	✓	✓		✓

✓ Standard

Chair Uses Matrix

High Performance	Work/Task	Executive	Conference/ Training Room	Guest	Stools				
		✓	✓	✓		Embrace™ pp. 36 - 37			
	✓	✓	✓	✓		Embrace Ergo™ pp. 38 - 39			
	✓		✓			Guardian® Chair pp. 40 - v			
	✓				✓	N-dure™ pp. 42 - 43			
		✓	✓	✓		NV™ pp. 46 - 47			
				✓		N-side™ p. 69			
			✓	✓	✓	ONGO® pp. 50 - 51			
	✓	✓	✓	✓	✓	Right Chair® pp. 52 - 55			
	✓	✓	✓	✓	✓	U4ia® pp. 58 - 59			
✓	✓	✓			✓	XSM™ pp. 20 - 21			

✓ Standard

Terms and Conditions

For all non-rated or new accounts, payment terms are Cash in Advance (C.I.A.) until credit has been approved or rated. Please send full credit information and references and allow time for Credit Department approval.

For all established accounts, payment is due within thirty (30) days from the invoice date. Neutral Posture (NP) reserves the right to change or cancel the terms of sale based on volume, credit rating and/or credit information. Prepayment, whole or in part, may be requested at any time at the discretion of the corporate office. For orders greater than \$100,000 net, a fifty percent (50%) deposit is due at the time of order placement, with the remainder due within thirty (30) days of the date of invoice.

Past due accounts are subject to a 1.5% late charge or maximum amount permitted under local law, for each thirty (30) days the outstanding balance remains open after the due date.

Withholding of payments based on carrier damages, shortages or other disputes is illegal and subject to charges.

Neutral Posture does not accept credit cards.

Ordering

All orders must be in writing; faxed, e-mailed or mailed. The product pattern number(s) contained in the order acknowledgement shall be the final expression of the order. A purchase order is not binding on NP until customer has received NP's order confirmation or acknowledgement. Orders must have a contact name and phone number. Orders may not be cancelled without written consent of Neutral Posture.

To expedite complete/correct entry of your order, be certain all pattern numbers, quantities, colors and area identifications are completely specified. Also, include complete purchase order number(s), bill-to and ship-to addresses, a contact name and specific factory shipping dates required.

For expedited processing, please email the Legacy CAPSIF file with your PDF order.

Orders should be sent to:

Neutral Posture, Inc
3904 N Texas Avenue Bryan, TX 77803
979 778 0502 (Option 2)
800 446 3746
979 778 0408 FAX
E-mail: oe@neutralposture.com

When an order is received, it is assigned a scheduled ship date. That date is shown on the customer's acknowledgement.

Purchase orders may not be changed or cancelled, in whole or in part, without prior written consent of NP. Changes may affect delivery dates. Expenses incurred because of changes shall be charged to customer. In the event of cancellations, customer will be liable for reasonable cancellation charges established by NP. Orders for special product, orders including customer's own material (COM) and orders pursuant to expedited delivery programs, may not be canceled.

A 3% of net expedite fee will be charged for orders requiring less than standard lead times.

Prices

Prices are subject to change without notice. List prices shall be those in effect on the date of receipt of purchase order unless shipment is requested more than ninety (90) days after order entry in which case prices in effect on the date of shipment apply. Prices in effect at time of shipment prevails in the event of a discrepancy.

Taxes

All sales, use, excise and other taxes applicable to the sale of the products shall be paid by customer. If customer claims an exemption from any tax, customer shall submit to NP the appropriate exemption certificates.

Lead Time

Quick Ship lead time is five (5) days for products noted with Quick Ship in the price list for quantities of 25 chairs or less. 5 day Quick Ship must be requested on purchase order and is not guaranteed until acknowledged by corporate office. Lead times can vary due to fluctuation in production capacity. It is always best to confirm lead time with Sales Support. Standard lead time is 3 - 4 weeks for orders that are not Quick Ship and/or Quick Ship quantities of 26 - 300 units. For larger orders contact Sales Support for lead time.

A 3% of net expedite fee will be charged for orders requiring less than standard lead times. Less than standard lead time is clarified as less than 5 days for Quick Ship models/quantities or less than 3 - 4 weeks on non-Quick Ship models. Customer to contact NP Sales Support prior to submitting the order to confirm expediting is available for their specific order.

Storage Fee

Any changes made by the customer to postpone the delivery date on orders which have already gone into production, will be charged a storage fee. This fee will be applied to both partially and fully built orders. NP will advise of fee prior to applying charge.

Shipping

Most NP products include free shipping. All standard discount orders are F.O.B destination delivered by parcel or prepaid freight to commercial shipping points located within the forty-eight (48) contiguous United States, District of Columbia and within Canada, excluding the Yukon, Northwest Territories, Nunavut and Newfoundland. NP will designate the shipping mode and carrier based on geographical location and best service defined by our Logistics Department.

For orders shipping outside the forty-eight (48) contiguous United States, District of Columbia and within Canada, excluding the Yukon, Northwest Territories, Nunavut and Newfoundland, customer pays shipping from port of embarkation to destination and order will be shipped "best way". Customer will incur additional charges if they choose to specify a freight carrier.

Even though free shipping does apply to most domestic orders, in some cases accessorial charges may apply for specialized freight services beyond normal pick up, transport, and delivery such as limited access, high security, re-consignment and unusual wait times. Consignee will be responsible for paying accessorial charges relating to their orders. The following list includes, but is not limited to, accessorial charges that will apply to domestic orders.

Accessorial Charges (NET)

The following items will have separate charges. Please contact Sales Support at customerservice@neutralposture.com for a quote.

- Inside Delivery/Pick Up
- Lift Gate Required
- Limited Access Delivery
- Notification/CBD
- Residential Delivery
- Ship Fully Assembled
- Pre-delivery Notification
- Re-delivery/Return Trip

Freight Damage

Upon receipt of shipment, check delivery for shortages or signs of damage. If a problem is discovered, bring it to the driver's attention immediately. If any of the goods called for on the Bill of Lading are shorted or damaged, consignees should not accept them until the carrier makes a notation on the freight bill of the shorted or damaged goods. The more precise your notation, the easier the claim can be resolved. NP's responsibility ceases when the consignee signs the freight delivery receipt as received in good condition. Shipping claims must be made within thirty (30) days of shipment delivery.

Returns

The return of product without written authorization by NP shall not be accepted. All merchandise returns must be pre-approved by the corporate office and sent freight prepaid. Contact the Warranty Department, warrantyrequest@neutralposture.com, to receive a Return Merchandise Authorization (RMA) number for any return. RMAs are valid for thirty (30) days and any returned merchandise without a RMA number will be refused.

No deductions from any NP invoices can be made for return merchandise until it is approved by the corporate office. No deductions will be honored until returned goods are processed through our Quality Control Audit.

All returns for cancelled orders must be pre-approved by the corporate office and sent freight prepaid. No returns will be authorized unless our inventory allows it, the parts are in good reusable condition and it was sold within the last thirty (30) days. Authorized seating returns will be charged a thirty percent (30%) (twenty percent (20%) for GSA) restocking fee, by agreement, to cover handling, inspection, stocking and repackaging. Authorized Equity returns are subject to a twenty-five percent (25%) of list restocking charge. Products not currently offered for sale by NP (including COM) shall not be authorized for return. All returned products must be unused, in original condition and in the original NP packing cartons. No refund or credit will be given for damaged products.

Warranty Claims

Repair or replacement of defective parts under warranty will be made through NP at no cost to the customer, except for labor. Freight for products and parts covered under warranty will be covered for the forty-eight (48) contiguous states, the District of Columbia and Canada with the method of shipping at NP's discretion. All claims must include the product serial number. NP will have no warranty obligation if the product was subjected to abuse, alteration, misuse, negligence or accident or if the user fails to perform the proper maintenance for the product.

Customer's Own Material

A customer who requests a fabric or other surface material not standard to NP's line of products (COM), must submit samples of the requested material to NP prior to entry of a customer order. NP shall determine if the material is suitable to its manufacturing processes and meets any requirements of Underwriters Laboratories and/or Canadian Standards Association. If the COM is acceptable, NP will then establish a price for using the COM. For a description of the procedures for submitting samples and testing, contact Sales Support. NP shall have no responsibility for the appearance, condition, performance, durability, colorfastness or any other physical attribute of the COM. Customer shall indemnify and hold NP harmless for any damages, injuries or losses arising out of or related to use of the COM on the product.

Delay/Force Majeure

Neutral Posture shall not be liable for failure to perform or for delay in performance due to fire, flood, strike or other labor difficulty, act of God, act of any governmental authority or of the customer, riot, embargo, fuel or energy shortage, wrecks or delay in transportation, inability to obtain necessary labor, materials or manufacturing facilities from usual sources or failure of suppliers to meet their contractual obligations, or due to any cause beyond its reasonable control. If any such event occurs, Neutral Posture may extend delivery dates by a period of time necessary to overcome the effect of such delay, allocate available product or cancel any purchase order.

Compliance with Law

Customer is solely responsible for compliance with all applicable federal, state and local laws, ordinances, regulations, rules and standards relating to the installation, maintenance, use and operation of the products.

Lifetime Single Shift Warranty

Effective January 2013

All Neutral Posture seating and accessories are warranted to the original customer to be free from defects in workmanship and materials under normal use for the product's lifetime.

Normal use is defined as wear which occurs in an office environment during the course of a normal single-shift usage workday (8 hours per day/5 days per week).

This lifetime warranty shall be for all lines and components except as noted: accessories, chair controls, arms and plastic components are warranted for ten (10) years; inflatable lumbar is warranted for five (5) years; the ONGO® is warranted for three (3) years; upholstery is warranted for three (3) years. The upholstery warranty does not include leather, Ultraleather™, NovaSuede®, UltraSuede®, Finesse®, COM or COL.

NP's warranty obligation is limited to the replacement or repair, at NP's discretion, of defective products which have been reported by the original customer to be defective in workmanship or material and which are found to be so by NP upon inspection. Defective products shall be returned at the discretion of the corporate office and all returns must be authorized in advance. NP will assume no responsibility for any labor charges.

Freight for products and parts covered under warranty will be covered for the forty-eight (48) contiguous states and the District of Columbia with the method of shipping at NP's discretion.

The user shall be responsible for all maintenance service, which includes: lubricating and cleaning of the product, assembly, adjustment and performing operation checks.

NP will have no warranty obligation if the product was not purchased new from NP, if the product was subjected to abuse, alteration, misuse, negligence or accident or if the user fails to perform the proper maintenance for the product.

The warranty printed above is the only warranty applicable to these products. All other warranties expressed or limited, including but not limited to the implied warranties of merchantability and fitness for a particular purpose are disclaimed.

Seating Continuous-shift/ Intensive Use Warranty

Effective January 2013

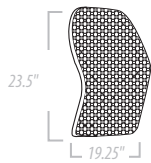
Certain Neutral Posture seating models, such as the N-dure™ and Big & Tall Series, come standard with the benefits of the following continuous-shift warranty. Other Neutral Posture products may be warranted for continuous-shift through the purchase of the continuous-shift warranty (\$290 List). The continuous-shift warranty covers all components of the chair for a period of five (5) years from the date of purchase except for upholstery and inflatable lumbar. Only upholstery with a double rub rating of over 1M is warranted for the complete 5-year period. NP products not subject to the terms of our continuous-shift warranty, but used in such an environment (exceeding 8 hours per day/5 days per week), are to be free from defects in workmanship and materials for a period of two (2) years. NP shall have no warranty obligation if the product is subjected to abuse, alteration, misuse, negligence or accident or if the user fails to perform the proper maintenance service for the product. All other terms and conditions of the lifetime single-shift warranty apply.

Availability:

Big & Tall Series	Included in Price
N-dure	Included in Price
N-dure 400	Included in Price
NP Series	\$290 List Up Charge
All other chairs	Contact Sales Support, customerservice@neutralposture.com

Always confirm pricing/availability with Sales Support.

Back Options



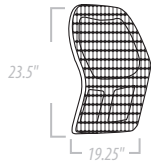
1 Back

- Not height adjustable
- Mesh back
- Independent lumbar adjustment
- Easily converts to an upholstered back with optional skin



6 Back

- Height adjustable
- High back with minimal lateral contour
- Excellent upper & lower back support with inflatable lumbar
- Tallest, widest backrest
- Good choice for large users



2 Back

- Height adjustable
- Mesh back
- Independent lumbar adjustment
- Easily converts to an upholstered back with optional skin



8 Back

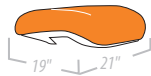
- Height adjustable
- High back with moderate lateral contour
- Excellent upper & lower back support with inflatable lumbar
- Excellent choice for all applications



5 Back

- Height adjustable
- Mid back with minimal lateral contour
- Excellent lower back support with inflatable lumbar
- Small profile
- Good choice for tight areas

Seat Options



5 Seat

Medium Seat, Minimal Contour

- 3" thick foam eliminates "bottoming out"
- Fits widest range of population



8 Seat

Large Seat, Minimal Contour

- Large dimension accommodates larger users
- 3" thick foam eliminates "bottoming out"



6 Seat

Medium Seat, Moderate Contour

- Contoured seat design
- 3" thick foam & increased surface contact minimize seated pressure
- Arm post notches reduce armrest width by 2"



9 Seat

Large Seat, Deep Contour

- Largest contoured seat
- Designed for larger users & to support forward tilt (i.e. neutral posture)
- Maximizes surface contact to disperse seated pressure



7 Seat

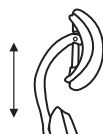
Medium Seat, Deep Contour

- Most contoured seat design
- Designed to support forward tilt (i.e. neutral posture)
- Maximizes surface contact to disperse seated pressure

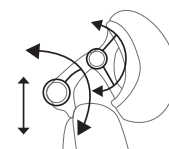
Headrest Options



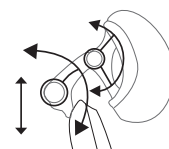
- HE Headrest**
Black Vinyl
For mesh back
• Height

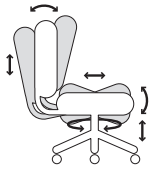


- H4 Headrest**
Matching Upholstery
• Height
• Depth
• 2 Pivot points



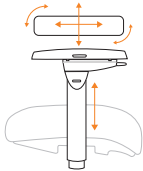
- H5 Headrest**
Black Faux Leather
For mesh back
• Height
• Depth
• 2 Pivot points



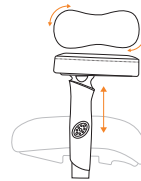
**0 Mechanism****Multi-function**

- Center pivot
- Swivel 360°
- Pneumatic seat height
- Back height
(not available on 1000 Series)
- Seat angle
- Seat tension
- Independent back angle
- Forward tilt-stop
- Seat slider

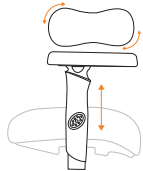
Arm Options

**0 Arm****5-way 360°**

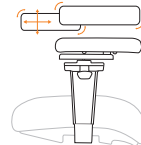
- Height, width, depth & pivot adjustable
- 24 positive-lock angle positions in 360° range
- Arm pads slide in & out for additional width adjustment
- Arm pads slide back & forth allowing closest access to work

**7 Arm****Oversized Fabric/
Leather Arm Pads**

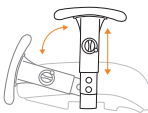
- Height, width & pivot adjustable
- Oversized, padded arm pads provide large, extra soft surface
- 22 positive-lock angle positions in 360° range
- 180° rotation alternates long/short end positioning for access to work

**3 Arm****360° Swivel w/
Oversized Urethane**

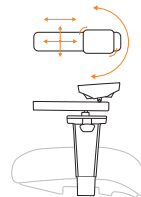
- Height, width & pivot adjustable
- Oversized arm pads provide large, soft surface
- 22 positive-lock angle positions in 360° range
- 180° rotation alternates long/short end positioning for access to work

**8 Arm****Friction Tracker**

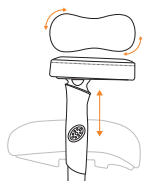
- Pivots on two axes for the largest depth range possible
- Provides the widest range of positioning inward & outward
- Oversized, padded & upholstered arm pads provide large, extra soft surface

**4 Arm****Swing**

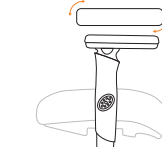
- Unique design swings arm down & out of the way
- Height, width & swing-down adjustable
- Excellent for multi-user applications where not all want armrests

**9 Arm****Ball Bearing Tracker**

- Unique design supports the arm "in-task" through full range of motion
- Forearm cuff comfortably supports user's arm weight
- Exceptional for intensive arm movement tasks
- Not recommend for general use

**6 Arm****Oversized Black Vinyl Arm Pads**

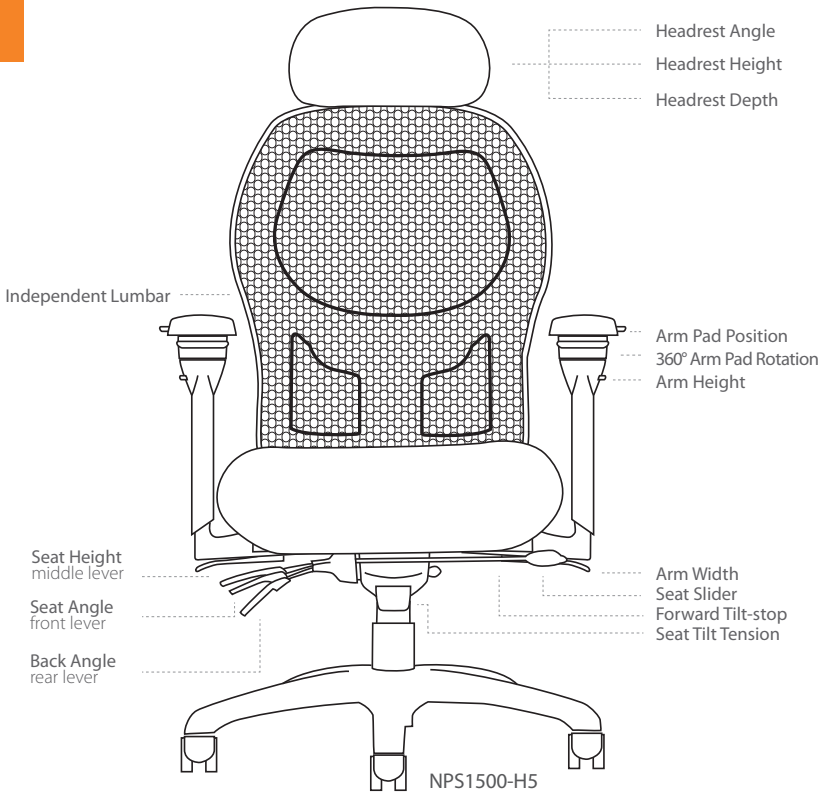
- Height, width & pivot adjustable
- Oversized, padded arm pads provide large, extra soft surface
- 22 positive-lock angle positions in 360° range
- 180° rotation alternates long/short end positioning for access to work

**P Arm****360° Swivel**

- Height, width & pivot adjustable
- 22 positive-lock angle positions in 360° range
- 180° rotation alternates long/short end positioning for access to work



1000 Series



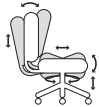
Features

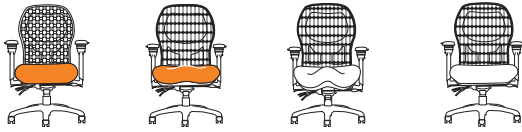
- Up to 14 active adjustments
- Mesh backrest
- Independent lumbar
- Generous foam for optimal comfort
- Convert mesh back to upholstered w/optional skin
- 2 headrest options

Multi-function Standard Features

- C0** Carpet Casters
- B0** 26" Black Base
- L3** 5" Cylinder
- 0** 5-way 360° Arms
- S** Seat Slider

How to Specify

Series Code	Back <small>pg 6</small>	Select a Seat <small>pg 6</small>	Select an Arm <small>pg 7</small>	Mech <small>pg 7</small>
NPS Neutral Posture® Series	1 Mesh Back <i>Not height adjustable (23.5h x 19.25w)</i>	5 Medium Seat, Minimal Contour (21w x 19d) 6 Medium Seat, Moderate Contour (23w x 20d) 7 Medium Seat, Deep Contour (23w x 20d) 8 Large Seat, Minimal Contour (23w x 21d)	0 5-way 360° \$0 3 360° Swivel w/Oversized Urethane \$75 4 Swing \$155 5 No Arms (\$140) 6 Oversized Black Vinyl Arm Pads \$225 7 Oversized Fabric/Leather Arm Pads \$265 8 Friction Tracker \$420 9 Ball Bearing Tracker \$420 P 360° Swivel \$0	0 Multi-function 
NPS	1	5	0	0



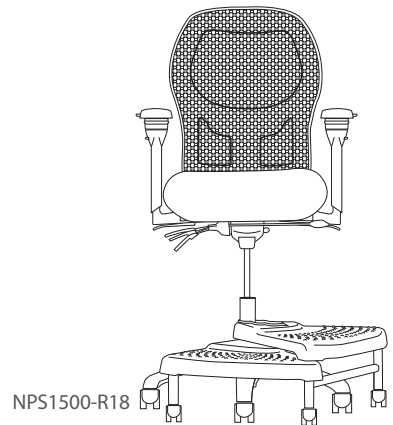
NPS1500	NPS1600	NPS1700	NPS1800
\$1,180	\$1,245	\$1,255	\$1,255
\$1,190	\$1,255	\$1,265	\$1,265
\$1,240	\$1,305	\$1,315	\$1,315
\$1,290	\$1,355	\$1,365	\$1,365
\$1,340	\$1,405	\$1,415	\$1,415
\$1,490	\$1,555	\$1,565	\$1,565
\$1,890	\$1,955	\$1,965	\$1,965

- Grade C
- Grade 1
- Grade 2
- Grade 3
- Grade 4
- Grade 5
- Grade 6



40 x 26 x 26	40 x 26 x 26	40 x 26 x 26	40 x 26 x 26	Chair (H x W x D)
28 x 26 x 24	28 x 26 x 24	28 x 26 x 24	28 x 26 x 24	Box (L x W x H)
56 lbs	56 lbs	61 lbs	61 lbs	Chair Weight
66 lbs	66 lbs	71 lbs	71 lbs	Shipping Weight
21	23	23	23	Seat Width
17.5 - 22.5	17.5 - 22.5	17.5 - 22.5	18.25 - 23.25	Seat Height
15.5 - 18	16 - 18.5	16 - 18.5	18 - 20.5	Seat Depth
F3° - R11°	F9° - R6°	F10° - R3°	F5° - R7°	Seat Angle
19	19	19	19	Back Width
21	21	21	21	Back Height
95° - 114°	100° - 126°	103° - 123°	102° - 109°	Back Angle
3	3	3	3	Lumbar Range
7 - 11	7 - 11	7 - 11	6.5 - 10.5	Arm Height
15.75 - 22.25	15.75 - 22.25	18 - 22.25	18 - 22.25	Arm Width
26	26	26	26	Base Diameter
1 yd	1 yd	1 yd	1 yd	COM Yardage

All measurements are nominal and shown in inches. Specs may differ for stools.



NPS1500-R18

Add option code after model NPS1500 - _ _ - _ _

General

CR Cleanroom to Class 100	\$120
CX Coccyx Cutout <i>Only available in Cloud 9™ & Revive™</i>	\$215
F Fring® Footrest <i>Only available on (B0)</i>	\$50
N N-dulgent® Memory Foam	\$75
N2 TheraGel™ Memory Foam	\$150
Z1 Connexion® Arm <i>Only available on (5) & (6) seat</i>	\$750

Skins not available on Quick Ship

S1 Grade C or 1	\$95
S2 Grade 2	\$135
S5 Ultraleather™	\$250

Casters/Glides

C0 Carpet Casters	\$0
C1 Hard Floor Casters	\$25
C2 Glides	\$25
C3 Hard Floor Brake/In	\$185
C4 Hard Floor Brake/Out	\$60
C8 Chrome Carpet Casters	\$90
C9 Chrome Hard Floor Casters	\$100

Bases

B0 26" Black	\$0
B6 26" Polished Aluminum	\$140
B8 27" Brushed Aluminum <i>Comes standard with (L1)</i>	\$140
B12 28" Black	\$110

Chair Cylinders

L1 3" Cylinder	\$0
L3 5" Cylinder	\$0

Headrests

HE Height Adjustable <i>Black Vinyl</i>	\$60
H5 Dual Pivot <i>Black Faux Leather</i>	\$280

pg 6

Stool Options

Stool Cylinders

L4 8" Cylinder	\$55
L5 10" Cylinder	\$55
L7 7" Cylinder	\$55

Footrings for stool cylinders only

R1 18" Black Plastic	\$60
R2 20" Chrome	\$80

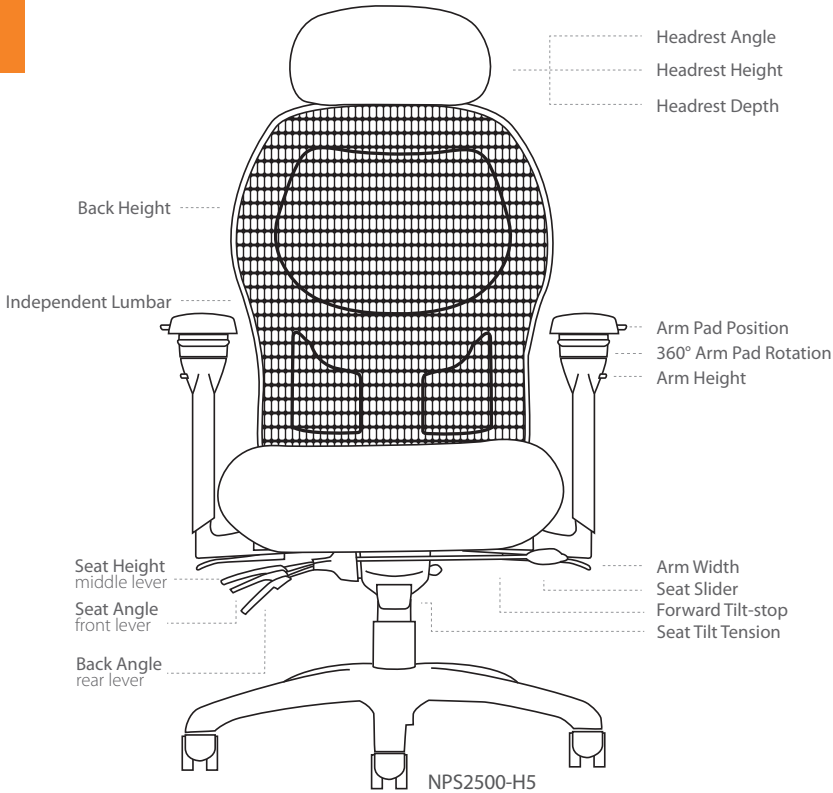
NeXtep® for stool cylinders only

R8 8" w/Casters	\$185
R10 10" w/Casters	\$185
R18 8"/10" w/Casters	\$295
RW8 Wide 8" w/Casters	\$295
RW10 Wide 10" w/Casters	\$295

Also available w/glides.

For additional stool options see page 75.

2000 Series



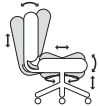
Features

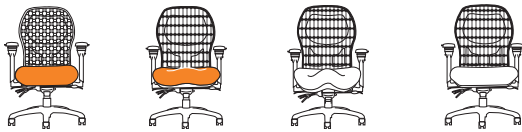
- Up to 15 active adjustments
- High performance mesh back
- Height adjustable mesh back
- Independent lumbar
- Generous foam for optimal comfort
- Convert mesh back to upholstered w/optional skin
- 2 headrest options

Multi-function Standard Features

- C0** Carpet Casters
- B0** 26" Black Base
- L3** 5" Cylinder
- 0** 5-way 360° Arms
- S** Seat Slider

How to Specify

Series Code	Back <small>pg 6</small>	Select a Seat <small>pg 6</small>	Select an Arm <small>pg 7</small>	Mech <small>pg 7</small>
NPS Neutral Posture® Series	2 Mesh Back (23.5h x 19.25w)	5 Medium Seat, Minimal Contour (21w x 19d) 6 Medium Seat, Moderate Contour (23w x 20d) 7 Medium Seat, Deep Contour (23w x 20d) 8 Large Seat, Minimal Contour (23w x 21d)	0 5-way 360° \$0 3 360° Swivel w/Oversized Urethane \$75 4 Swing \$155 5 No Arms (\$140) 6 Oversized Black Vinyl Arm Pads \$225 7 Oversized Fabric/Leather Arm Pads \$265 8 Friction Tracker \$420 9 Ball Bearing Tracker \$420 P 360° Swivel \$0	0 Multi-function 
NPS	2	5	0	0



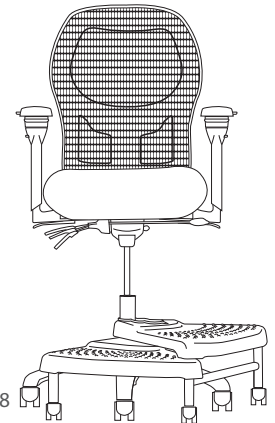
NPS2500	NPS2600	NPS2700	NPS2800
\$1,355	\$1,420	\$1,430	\$1,430
\$1,365	\$1,430	\$1,440	\$1,440
\$1,415	\$1,480	\$1,490	\$1,490
\$1,465	\$1,530	\$1,540	\$1,540
\$1,515	\$1,580	\$1,590	\$1,590
\$1,665	\$1,730	\$1,740	\$1,740
\$2,065	\$2,130	\$2,140	\$2,140

- Grade C
- Grade 1
- Grade 2
- Grade 3
- Grade 4
- Grade 5
- Grade 6

39 x 26 x 26	39 x 26 x 26	39 x 27 x 26	39 x 27 x 26
28 x 26 x 24	28 x 26 x 24	28 x 26 x 24	28 x 26 x 24
56 lbs	56 lbs	61 lbs	61 lbs
66 lbs	66 lbs	71 lbs	71 lbs
21	23	23	23
17.5 – 22.5	17.5 – 22.5	17.5 – 22.5	18.25 – 23.25
15.5 – 18	16 – 18.5	16 – 18.5	18 – 20.5
F3° – R11°	F9° – R6°	F10° – R3°	F5° – R7°
19	19	19	19
21 – 25	21 – 25	22 – 26	21 – 25
95° – 114°	100° – 126°	103° – 123°	102° – 109°
4	4	4	4
7 – 11	7 – 11	7 – 11	6.5 – 10.5
15.75 – 22.25	15.75 – 22.25	18 – 22.25	18 – 22.25
26	26	26	26
1 yd	1 yd	1 yd	1 yd

- Chair (H x W x D)
- Box (L x W x H)
- Chair Weight
- Shipping Weight
- Seat Width
- Seat Height
- Seat Depth
- Seat Angle
- Back Width
- Back Height
- Back Angle
- Lumbar Range
- Arm Height
- Arm Width
- Base Diameter
- COM Yardage

All measurements are nominal and shown in inches. Specs may differ for stools.



NPS2500-R18

Add option code after model NPS2500 - _ - _ - _

General

CR Cleanroom to Class 100	\$120
CX Coccyx Cutout <i>Only available in Cloud 9™ & Revive™</i>	\$215
F Fring® Footrest <i>Only available on (B0)</i>	\$50
N N-dulgent® Memory Foam	\$75
N2 TheraGel™ Memory Foam	\$150
Z1 Connexion® Arm <i>Only available on (5) & (6) seat</i>	\$750

Skins not available on Quick Ship

S1 Grade C or 1	\$95
S2 Grade 2	\$135
S5 Ultraleather™	\$250

Casters/Glides

C0 Carpet Casters	\$0
C1 Hard Floor Casters	\$25
C2 Glides	\$25
C3 Hard Floor Brake/In	\$185
C4 Hard Floor Brake/Out	\$60
C8 Chrome Carpet Casters	\$90
C9 Chrome Hard Floor Casters	\$100

Bases

B0 26" Black	\$0
B6 26" Polished Aluminum	\$140
B8 27" Brushed Aluminum <i>Comes standard with (L1)</i>	\$140
B12 28" Black	\$110

Chair Cylinders

L1 3" Cylinder	\$0
L3 5" Cylinder	\$0

Headrests

HE Height Adjustable <i>Black Vinyl</i>	\$60
H5 Dual Pivot <i>Black Faux Leather</i>	\$280

Stool Options

Stool Cylinders

L4 8" Cylinder	\$55
L5 10" Cylinder	\$55
L7 7" Cylinder	\$55

Footrings for stool cylinders only

R1 18" Black Plastic	\$60
R2 20" Chrome	\$80

NeXtep® for stool cylinders only

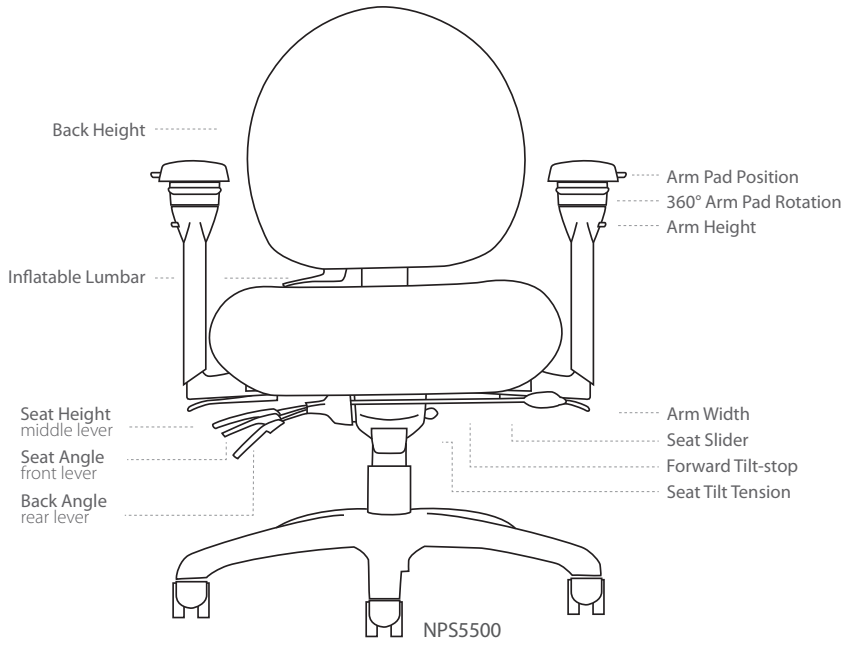
R8 8" w/Casters	\$185
R10 10" w/Casters	\$185
R18 8"/10" w/Casters	\$295
RW8 Wide 8" w/Casters	\$295
RW10 Wide 10" w/Casters	\$295

Also available w/glides.

For additional stool options see page 77.



5000 Series



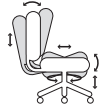
Features

- Up to 12 active adjustments
- Mid back & contoured seat designs
- Passive weight dispersion design
- Generous foam for optimal comfort

Multi-function Standard Features

- C0** Carpet Casters
- B0** 26" Black Base
- L3** 5" Cylinder
- 0** 5-way 360° Arms
- S** Seat Slider

How to Specify

Series Code	Back	Select a Seat	Select an Arm	Mech
NPS Neutral Posture® Series	5 Mid Back (18h x 17.5w)	5 Medium Seat, Minimal Contour (21w x 19d) 6 Medium Seat, Moderate Contour (23w x 20d) 7 Medium Seat, Deep Contour (23w x 20d) 8 Large Seat, Minimal Contour (23w x 21d) 9 Large Seat, Deep Contour (25w x 23d)	0 5-way 360° \$0 3 360° Swivel w/Oversized Urethane \$75 4 Swing \$155 5 No Arms (\$140) 6 Oversized Black Vinyl Arm Pads \$225 7 Oversized Fabric/Leather Arm Pads \$265 8 Friction Tracker \$420 9 Ball Bearing Tracker \$420 P 360° Swivel \$0	0 Multi-function 
NPS	5	5	0	0



NPS5500	NPS5600	NPS5700	NPS5800	NPS5900
\$1,225	\$1,290	\$1,300	\$1,300	\$1,335
\$1,235	\$1,300	\$1,310	\$1,310	\$1,345
\$1,285	\$1,350	\$1,360	\$1,360	\$1,395
\$1,335	\$1,400	\$1,410	\$1,410	\$1,445
\$1,385	\$1,450	\$1,460	\$1,460	\$1,495
\$1,535	\$1,600	\$1,610	\$1,610	\$1,645
\$1,935	\$2,000	\$2,010	\$2,010	\$2,045

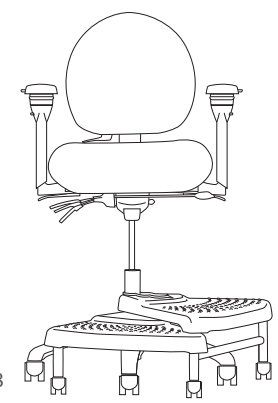
- Grade C
- Grade 1
- Grade 2
- Grade 3
- Grade 4
- Grade 5
- Grade 6



35.75 x26x26	35.75 x26x26	35.75 x26x26	35.75 x26x26	35.75 x26x26
28 x 26 x 24	28 x 26 x 24	28 x 26 x 24	28 x 26 x 24	28 x 26 x 24
52.5 lbs	52.5 lbs	57 lbs	57 lbs	57 lbs
62.5 lbs	62.5 lbs	67 lbs	67 lbs	67 lbs
21	23	23	23	25
17.5 – 22.5	17.5 – 22.5	17.5 – 22.5	18.25 – 23.5	17.5 – 22.5
15.5 – 18	16 – 18.5	16 – 18.5	18 – 20.5	19 – 21.5
F3° – R11°	F9° – R6°	F10° – R3°	F5° – R7°	F8° – R6°
17.5	17.5	17.5	17.5	17.5
17 – 21	17 – 21	16 – 20	17 – 21	16 – 20
102° – 122°	107° – 122°	107° – 124°	108° – 128°	102° – 118°
4	4	4	4	4
7 – 11	7 – 11	7 – 11	6.5 – 10.5	6.5 – 10.5
15.75 – 22.25	15.75 – 22.25	18 – 22.25	18 – 22.25	18.5 – 22.25
26	26	26	26	26
2yd	2yd	2yd	2yd	2yd

- Chair (HxWxD)
- Box (LxWxD)
- Chair Weight
- Shipping Weight
- Seat Width
- Seat Height
- Seat Depth
- Seat Angle
- Back Width
- Back Height
- Back Angle
- Lumbar Range
- Arm Height
- Arm Width
- Base Diameter
- COM Yardage

All measurements are nominal and shown in inches. Specs may differ for stools.



NPS5500-R18

Add option code after model NPS5500 - _ - _ - _

General

- A** Thoracic Support \$80
- CR** Cleanroom to Class 100 \$120
- QX** Coccyx Cutout \$215
Only available in Cloud 9™ & Revive™
- D1** No Inflatable Lumbar (\$50)
- E** ESD \$290
For availability contact cs@np-us.com
- F** Fring® Footrest \$50
Only available on (B0)
- N** N-dulgent® Memory Foam \$125
- N2** TheraGel™ Memory Foam \$150
- Z1** Connexion® Arm \$750
Only available on (5) & (6) seat

Finishes

- U** Upholstered Back Outer \$135
Grade C, 1, 2 & 3
- U4** Upholstered Back Outer \$200
Grade 4, 5 & 6

Casters/Glides

- C0** Carpet Casters \$0
- C1** Hard Floor Casters \$25
- C2** Glides \$25
- C3** Hard Floor Brake/In \$185
- C4** Hard Floor Brake/Out \$60
- C8** Chrome Carpet Casters \$90
- C9** Chrome Hard Floor Casters \$100

Bases

- B0** 26" Black \$0
- B6** 26" Polished Aluminum \$140
- B8** 27" Brushed Aluminum \$140
Comes standard with (L1)
- B12** 28" Black \$110

Chair Cylinders

- L1** 3" Cylinder \$0
- L3** 5" Cylinder \$0

Stool Options

Stool Cylinders

- L4** 8" Cylinder \$55
- L5** 10" Cylinder \$55
- L7** 7" Cylinder \$55

Footrings for stool cylinders only

- R1** 18" Black Plastic \$60
- R2** 20" Chrome \$80

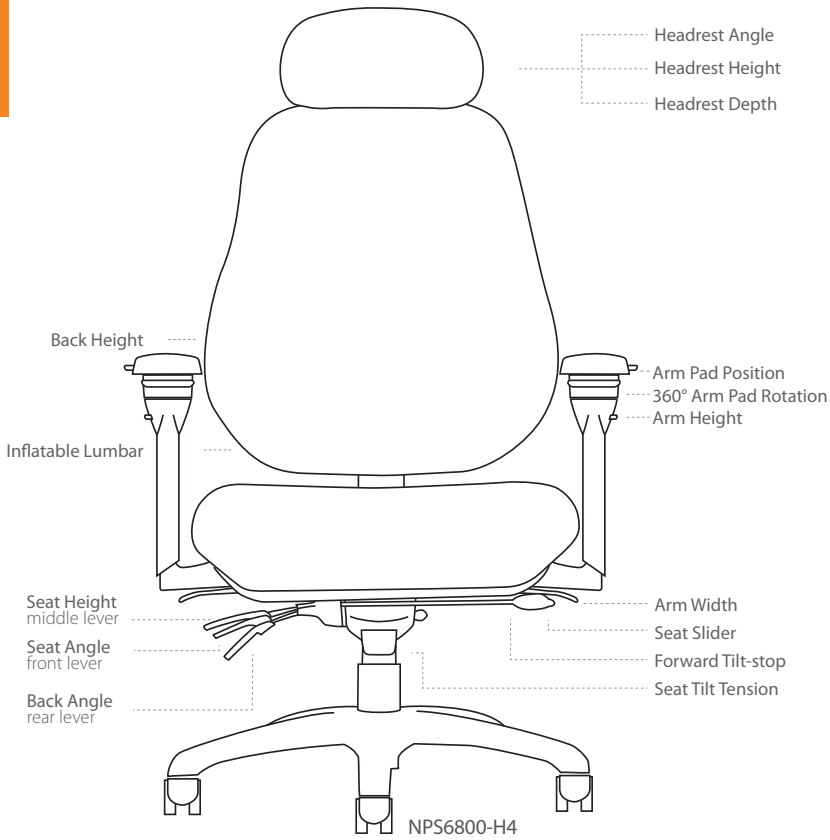
NeXtep® for stool cylinders only

- R8** 8" w/Casters \$185
- R10** 10" w/Casters \$185
- R18** 8"/10" w/Casters \$295
- RW8** Wide 8" w/Casters \$295
- RW10** Wide 10" w/Casters \$295

Also available w/glides.

For additional stool options see page 77.

6000 Series



Features

- Up to 15 active adjustments
- High back & contoured seat designs
- Passive weight dispersion design
- Generous foam for optimal comfort
- Optional headrest

Multi-function Standard Features

- C0** Carpet Casters
- B0** 26" Black Base
- L3** 5" Cylinder
- 0** 5-way 360° Arms
- S** Seat Slider

How to Specify

Series Code	Back <small>pg 6</small>	Select a Seat <small>pg 6</small>	Select an Arm <small>pg 7</small>	Mech <small>pg 7</small>
NPS Neutral Posture® Series	6 High Back (25h x 22.5w)	5 Medium Seat, Minimal Contour (21w x 19d) 6 Medium Seat, Moderate Contour (23w x 20d) 7 Medium Seat, Deep Contour (23w x 20d) 8 Large Seat, Minimal Contour (23w x 21d) 9 Large Seat, Deep Contour (25w x 23d)	0 5-way 360° \$0 3 360° Swivel w/Oversized Urethane \$75 4 Swing \$155 5 No Arms (\$140) 6 Oversized Black Vinyl Arm Pads \$225 7 Oversized Fabric/Leather Arm Pads \$265 8 Friction Tracker \$420 9 Ball Bearing Tracker \$420 P 360° Swivel \$0	0 Multi-function
NPS	6	8	0	0



NPS6500	NPS6600	NPS6700	NPS6800	NPS6900
\$1,405	\$1,470	\$1,480	\$1,480	\$1,515
\$1,415	\$1,480	\$1,490	\$1,490	\$1,525
\$1,465	\$1,530	\$1,540	\$1,540	\$1,575
\$1,515	\$1,580	\$1,590	\$1,590	\$1,625
\$1,565	\$1,630	\$1,640	\$1,640	\$1,675
\$1,715	\$1,780	\$1,790	\$1,790	\$1,825
\$2,115	\$2,180	\$2,190	\$2,190	\$2,225

- Grade C
- Grade 1
- Grade 2
- Grade 3
- Grade 4
- Grade 5
- Grade 6

41.5x26x26	41.5x26x26	41.5x26x26	41.5x26x26	41.5x26x26
28 x 26 x 24	28 x 26 x 24	28 x 26 x 24	28 x 26 x 24	37 x 30 x 52
63 lbs	63 lbs	67.5 lbs	67.5 lbs	67.5 lbs
73 lbs	73 lbs	77.5 lbs	77.5 lbs	77.5 lbs
21	23	23	23	25
17.5 – 22.5	17.5 – 22.5	17.5 – 22.5	18.25 – 23.25	17.5 – 22.5
15 – 17.5	15 – 17.5	16 – 18.5	18 – 20.5	19.5 – 22
F3° – R11°	F9° – R6°	F10° – R3°	F5° – R7°	F8° – R6°
22.5	22.5	22.5	22.5	22.5
21.5 – 25.5	21.5 – 25.5	22 – 26	22.5 – 26.5	22 – 26
97° – 112°	98° – 113°	97° – 113°	99° – 114°	99° – 115°
4	4	4	4	4
7 – 11	7 – 11	7 – 11	6.5 – 10.5	6.5 – 10.5
15.75 – 22.25	15.75 – 22.25	18 – 22.25	18 – 22.25	18.5 – 22.25
26	26	26	26	26
2.5 yd	2.5 yd	2.5 yd	2.5 yd	2.5 yd

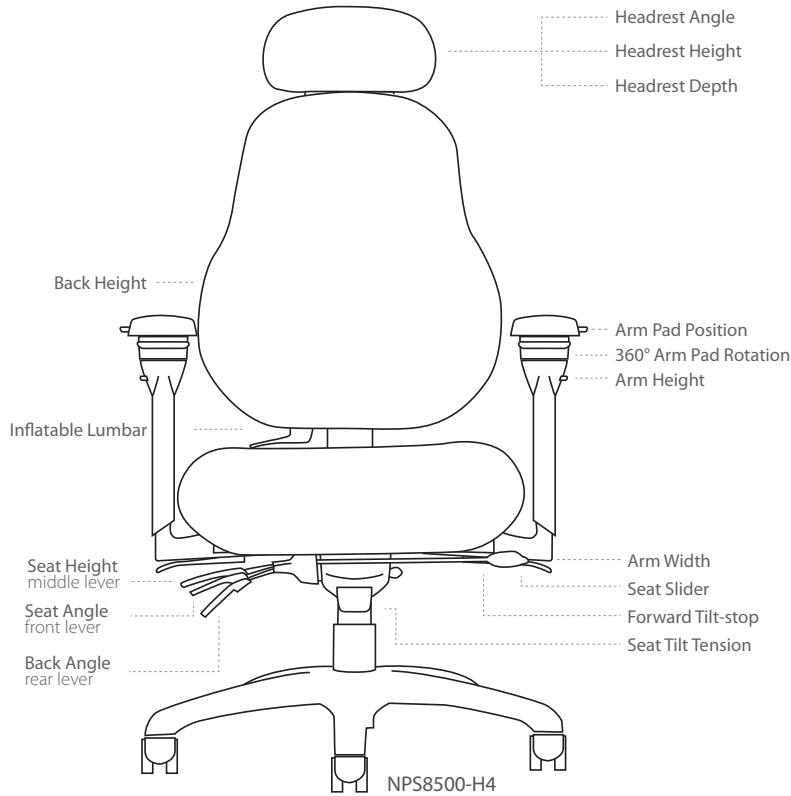
- Chair (HxWxD)
- Box (LxWxH)
- Chair Weight
- Shipping Weight
- Seat Width
- Seat Height
- Seat Depth
- Seat Angle
- Back Width
- Back Height
- Back Angle
- Lumbar Range
- Arm Height
- Arm Width
- Base Diameter
- COM Yardage

All measurements are nominal and shown in inches.

Add option code after model NPS6800 - _ - _ - _

General	Finishes	Bases	Cylinders
A Thoracic Support \$80	PT Pillow Top \$860 <i>Only available on (8) seat in Ultraleather™ or leather</i>	B0 26" Black \$0	L1 3" Cylinder \$0
CR Cleanroom to Class 100 \$120	SL Stitched Leather \$350 <i>Not available on (7) & (9) seat; Only in Ultraleather™ or leather</i>	B6 26" Polished Aluminum \$140	L3 5" Cylinder \$0
CX Coccyx Cutout \$215 <i>Only available in Cloud 9™ & Revive™</i>	U Upholstered Back Outer \$135 <i>Grade C, 1, 2 & 3</i>	B8 27" Brushed Aluminum \$140 <i>Comes standard with (L1)</i>	
D1 No Inflatable Lumbar (\$50)	U4 Upholstered Back Outer \$200 <i>Grade 4, 5 & 6</i>	B12 28" Black \$110	Headrests <i>pg 6</i>
E ESD \$290 <i>For availability contact cs@np-us.com</i>	Casters/Glides		H4 Dual Pivot \$280 <i>Matching Upholstery</i>
F Fring® Footrest \$50 <i>Only available on (B0)</i>	C0 Carpet Casters \$0		
N N-dulgent® Memory Foam \$125	C1 Hard Floor Casters \$25		
N2 TheraGel™ Memory Foam \$150	C2 Glides \$25		
Z1 Connexion® Arm \$750 <i>Only available on (5) & (6) seat</i>	C3 Hard Floor Brake/In \$185		
	C4 Hard Floor Brake/Out \$60		
	C8 Chrome Carpet Casters \$90		
	C9 Chrome Hard Floor Casters \$100		

8000 Series



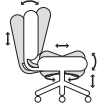
Features

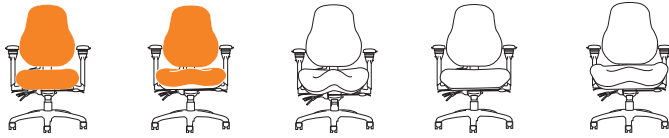
- Up to 15 active adjustments
- High back & contoured seat designs
- Passive weight dispersion design
- Generous foam for optimal comfort
- Optional headrest

Multi-function Standard Features

- C0** Carpet Casters
- B0** 26" Black Base
- L3** 5" Cylinder
- 0** 5-way 360° Arms
- S** Seat Slider

How to Specify

Series Code	Back <small>pg 6</small>	Select a Seat <small>pg 6</small>	Select an Arm <small>pg 7</small>	Mech <small>pg 7</small>
NPS Neutral Posture® Series	8 High Back (23.5h x 19.5w)	5 Medium Seat, Minimal Contour (21w x 19d) 6 Medium Seat, Moderate Contour (23w x 20d) 7 Medium Seat, Deep Contour (23w x 20d) 8 Large Seat, Minimal Contour (23w x 21d) 9 Large Seat, Deep Contour (25w x 23d)	0 5-way 360° \$0 3 360° Swivel w/Oversized Urethane \$75 4 Swing \$155 5 No Arms (\$140) 6 Oversized Black Vinyl Arm Pads \$225 7 Oversized Fabric/Leather Arm Pads \$265 8 Friction Tracker \$420 9 Ball Bearing Tracker \$420 P 360° Swivel \$0	0 Multi-function 
NPS	8	6	0	0



NPS8500	NPS8600	NPS8700	NPS8800	NPS8900
\$1,355	\$1,420	\$1,430	\$1,430	\$1,465
\$1,365	\$1,430	\$1,440	\$1,440	\$1,475
\$1,415	\$1,480	\$1,490	\$1,490	\$1,525
\$1,465	\$1,530	\$1,540	\$1,540	\$1,575
\$1,515	\$1,580	\$1,590	\$1,590	\$1,625
\$1,665	\$1,730	\$1,740	\$1,740	\$1,775
\$2,065	\$2,130	\$2,140	\$2,140	\$2,175

- Grade C
- Grade 1
- Grade 2
- Grade 3
- Grade 4
- Grade 5
- Grade 6



40 x 26 x 26	40 x 26 x 26	40 x 26 x 26	40 x 26 x 26	40 x 26 x 26
28 x 26 x 24	28 x 26 x 24	28 x 26 x 24	28 x 26 x 24	37 x 30 x 52
59.5 lbs	61 lbs	65 lbs	65 lbs	65 lbs
69.5 lbs	71 lbs	75 lbs	75 lbs	75 lbs
21	23	23	23	25
17.5 – 22.5	17.5 – 22.5	17.5 – 22.5	18.25 – 23.25	17.5 – 22.5
15.5 – 18	16 – 18.5	16 – 18.5	18 – 20.5	19 – 21.5
F3° – R11°	F9° – R6°	F10° – R3°	F5° – R7°	F8° – R6°
19.5	19.5	19.5	19.5	19.5
21.5 – 25.5	22 – 26	22 – 26	22.5 – 26.5	22 – 26
100° – 119°	100° – 115°	100° – 115°	100° – 121°	100° – 116°
4	4	4	4	4
7 – 11	7 – 11	7 – 11	6.5 – 10.5	6.5 – 10.5
15.75 – 22.25	15.75 – 22.25	18 – 22.25	18 – 22.25	18.5 – 22.25
26	26	26	26	26
2yd	2yd	2yd	2yd	2yd

Chair (HxWxD)

Box (LxWxH)

Chair Weight

Shipping Weight

Seat Width

Seat Height

Seat Depth

Seat Angle

Back Width

Back Height

Back Angle

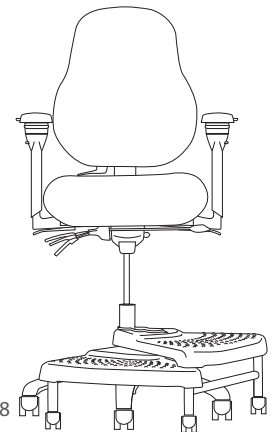
Lumbar Range

Arm Height

Arm Width

Base Diameter

COM Yardage



NPS8500-R18

All measurements are nominal and shown in inches. Specs may differ for stools.

Add option code after model NPS8600 - _ - _ - _

General

A Thoracic Support	\$80
CR Cleanroom to Class 100	\$120
CX Coccyx Cutout	\$215
<i>Only available in Cloud 9™ & Revive™</i>	
D1 No Inflatable Lumbar	(\$50)
E ESD	\$290
<i>For availability contact cs@np-us.com</i>	
F Fring® Footrest	\$50
<i>Only available on (B0)</i>	
N N-dulgent® Memory Foam	\$125
N2 TheraGel™ Memory Foam	\$150
Z1 Connexion® Arm	\$750
<i>Only available on (5) & (6) seat</i>	

Finishes

SL Stitched Leather	\$350
<i>Not available on (7) & (9) seat; Only in Ultraleather™ or leather</i>	
U Upholstered Back Outer	\$135
<i>Grade C, 1, 2 & 3</i>	
U4 Upholstered Back Outer	\$200
<i>Grade 4, 5 & 6</i>	
Casters/Glides	
C0 Carpet Casters	\$0
C1 Hard Floor Casters	\$25
C2 Glides	\$25
C3 Hard Floor Brake/In	\$185
C4 Hard Floor Brake/Out	\$60
C8 Chrome Carpet Casters	\$90
C9 Chrome Hard Floor Casters	\$100

Bases

B0 26" Black	\$0
B6 26" Polished Aluminum	\$140
B8 27" Brushed Aluminum	\$140
<i>Comes standard with (L1)</i>	
B12 28" Black	\$110

Cylinders

L1 3" Cylinder	\$0
L3 5" Cylinder	\$0

Headrests

H4 Dual Pivot	\$280
<i>Matching Upholstery</i>	

pg 6

Stool Options

Stool Cylinders

L4 8" Cylinder	\$55
L5 10" Cylinder	\$55
L7 7" Cylinder	\$55

Footrings for stool cylinders only

R1 18" Black Plastic	\$60
R2 20" Chrome	\$80

NeXtep® for stool cylinders only

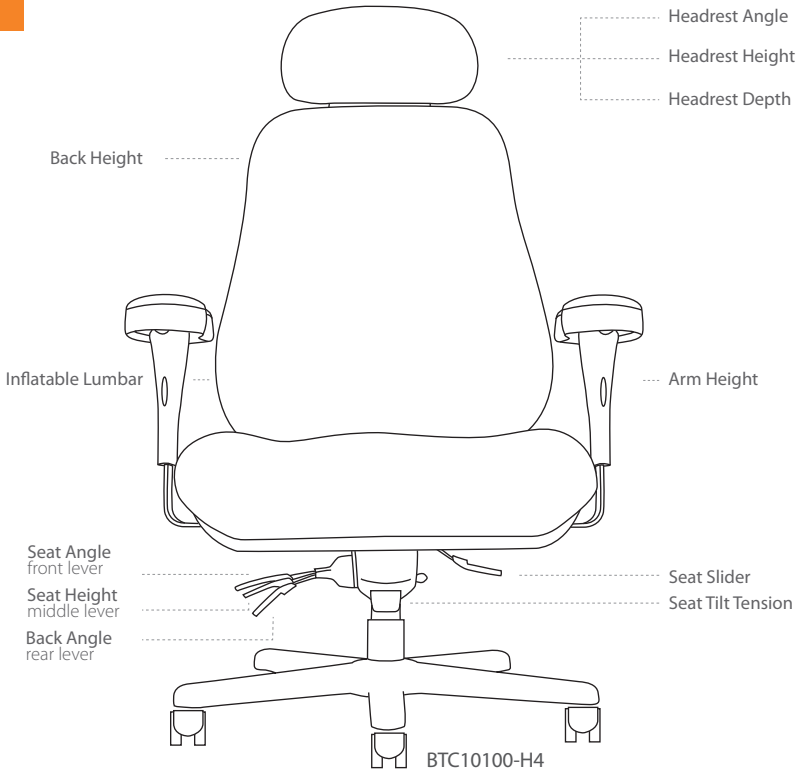
R8 8" w/Casters	\$185
R10 10" w/Casters	\$185
R18 8"/10" w/Casters	\$295
RW8 Wide 8" w/Casters	\$295
RW10 Wide 10" w/Casters	\$295

Also available w/glides.

For additional stool options see page 77.



Big & Tall



Features

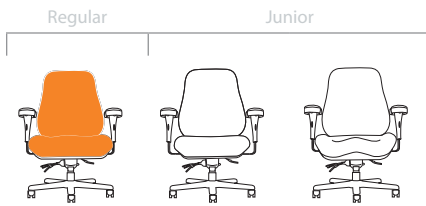
- Up to 11 active adjustments
- High back & contoured seat designs
- 24/7 Continuous-shift w/5-year warranty
- Available in both regular & junior sizes
- Supports users up to 500 lbs and/or 7 ft tall
- Optional headrest
- Optional leather pillow top

Multi-function Standard Features

- 00** Carpet Casters
- B14** 28" Intensive Use Black Base
- L3** 5" Cylinder
- 0** Oversized Padded Arms
- S** Seat Slider

How to Specify

Series Code	Select a Back	Select a Seat	Select an Arm	Mech	pg 7
BTC Big & Tall Series	16 High Back (25h x 22.5w) 10 Extra Large Back (26h x 24w)	1 Extra Large Seat, Minimal Contour (27w x 21d) 8 Large Seat, Minimal Contour (23w x 21d) 9 Large Seat, Deep Contour (25w x 23d)	0 Oversized Padded \$0 1 Urethane Arm Pads (\$50)	0 Multi-function	
BTC	10	1	0	0	



Regular	Junior	Junior	
BTC10100	BTC16800	BTC16900	
\$2,140	\$2,140	\$2,175	Grade C
\$2,150	\$2,150	\$2,185	Grade 1
\$2,200	\$2,200	\$2,235	Grade 2
\$2,250	\$2,250	\$2,285	Grade 3
\$2,300	\$2,300	\$2,335	Grade 4
\$2,450	\$2,450	\$2,485	Grade 5
\$2,850	\$2,850	\$2,885	Grade 6



42 x 35 x 28	41 x 31 x 28	41 x 31 x 28	Chair (H x W x D)
37 x 30 x 52	37 x 30 x 52	37 x 30 x 52	Box (L x W x H)
85 lbs	76 lbs	76 lbs	Chair Weight
105 lbs	96 lbs	96 lbs	Shipping Weight
27	23	25	Seat Width
20 - 25	19 - 24	19 - 24	Seat Height
20 - 22	19 - 21	20 - 22	Seat Depth
F1° - R7.5°	F4° - R12°	F1° - R9°	Seat Angle
24	22.5	22.5	Back Width
22 - 26	22 - 26	24 - 28	Back Height
96° - 118°	95° - 112°	97° - 115°	Back Angle
4	4	4	Lumbar Range
7 - 10	7 - 10	7 - 10	Arm Height
24	21	24	Arm Width
28	28	28	Base Diameter
2.5 yd	2.5 yd	2.5 yd	COM Yardage

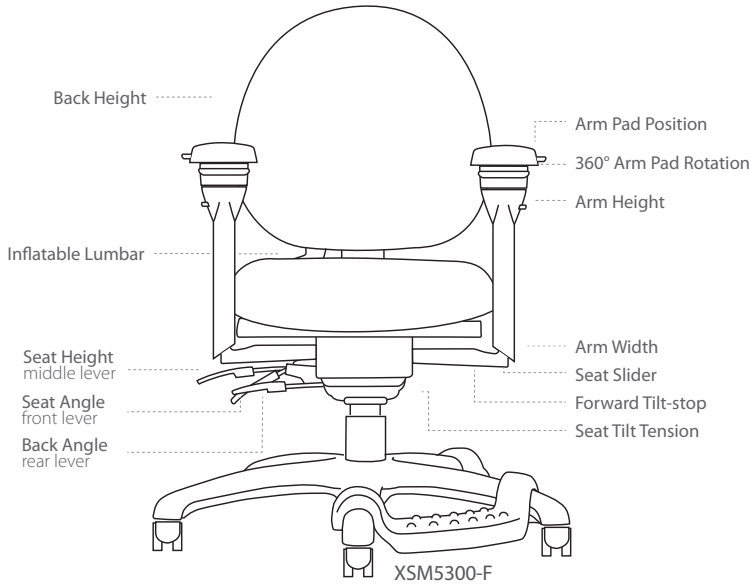
All measurements are nominal and shown in inches.

Add option code after model BTC10100 - _ - _ - _

General	Finishes	Bases	Headrests
A Thoracic Support \$80	PT Pillow Top \$1,000 <i>Only available on (1) & (8) seat in Canter, Ultraleather™ or leather</i>	B9 28" Chrome \$160	H4 Dual Pivot \$280 <i>Matching Upholstery</i>
CR Cleanroom to Class 100 \$120	U Upholstered Back Outer \$135 <i>Grade C, 1, 2 & 3</i>	B14 28" Intensive Use Black \$0	
CX Coccyx Cutout \$215 <i>Only available in Cloud 9™ & Revive™</i>	U4 Upholstered Back Outer \$200 <i>Grade 4, 5 & 6</i>	Cylinders	
D1 No Inflatable Lumbar (\$50)		L1 3" Cylinder \$0	
E ESD \$290 <i>For availability contact cs@np-us.com</i>	Casters/Glides	L3 5" Cylinder \$0	
N N-dulgent® Memory Foam \$125	C0 Carpet Casters \$0		
N2 TheraGel™ Memory Foam \$150	C1 Hard Floor Casters \$25		
	C2 Glides \$25		



XSM™ Extra Small



Features

- Up to 12 active adjustments
- Petite seat
- Mesh back, mid back or high back
- Passive weight dispersion design
- Generous foam for optimal comfort
- Optional headrest available on 1 & 8 back

Multi-function Standard Features

- C0** Carpet Casters
- B0** 26" Black Base
- L3** 5" Cylinder
- 0** 5-way 360° Arms
- S** Seat Slider

How to Specify

Series Code	Back <small>pg 6</small>	Seat	Select an Arm <small>pg 7</small>	Mech <small>pg 7</small>
XSM Extra Small Series	Mesh Back 1 Not height adjustable (23.5h x 19.25w) 5 Mid Back (18h x 17.5w) 8 High Back (23.5h x 19.5w)	3 Petite Seat, Minimal Contour (17w x 18d)	0 5-way 360° \$0 3 360° Swivel w/Oversized Urethane \$75 5 No Arms (\$140) 6 Oversized Black Vinyl Arm Pads \$225 7 Oversized Fabric/Leather Arm Pads \$265 P 360° Swivel \$0	0 Multi-function
XSM	8	3	0	0





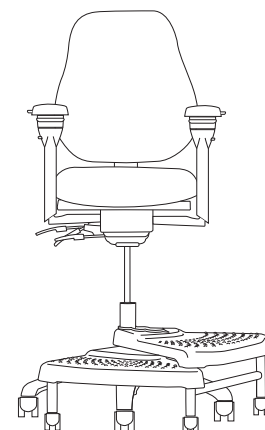
XSM1300	XSM5300	XSM8300
\$1,245	\$1,290	\$1,420
\$1,255	\$1,300	\$1,430
\$1,305	\$1,350	\$1,480
\$1,355	\$1,400	\$1,530
\$1,405	\$1,450	\$1,580
\$1,555	\$1,600	\$1,730
\$1,955	\$2,000	\$2,130

Grade C
Grade 1
Grade 2
Grade 3
Grade 4
Grade 5
Grade 6



39.75 x 26 x 26	35.5 x 26 x 26	40.25 x 26 x 26	Chair (H x W x D)
28 x 26 x 24	28 x 26 x 24	28 x 26 x 24	Box (L x W x H)
52.5 lbs	52 lbs	54.5 lbs	Chair Weight
62.5 lbs	62 lbs	64.5 lbs	Shipping Weight
17	17	17	Seat Width
15.75 – 20.75	15.75 – 20.75	15.75 – 20.75	Seat Height
15.5 – 18	15.5 – 18	15.5 – 18	Seat Depth
F4° – R11°	F4° – R11°	F6° – R12°	Seat Angle
19	17.5	19.5	Back Width
23	18 – 22	23 – 27	Back Height
95° – 115°	105° – 121°	95° – 111°	Back Angle
3	4	4	Lumbar Range
7 – 11	7 – 11	7 – 11	Arm Height
13.5 – 18.25	13.5 – 18.25	13.5 – 18.25	Arm Width
26	26	26	Base Diameter
1 yd	2 yd	2 yd	COM Yardage

All measurements are nominal and shown in inches. Specs may differ for stools.



XSM8300-R18

Add option code after model XSM8300 - _ - _ - _

General

A Thoracic Support	\$80
<i>Not available on (1) back</i>	
CR Cleanroom to Class 100	\$120
CX Coccyx Cutout	\$215
<i>Only available in Cloud 9™ & Revive™</i>	
D1 No Inflatable Lumbar	(\$50)
E ESD	\$290
<i>Not available on (1) back</i>	
<i>For availability contact cs@np-us.com</i>	
F Fring® Footrest	\$50
<i>Only available on (B0)</i>	
N Ndulgent® Memory Foam	\$125
N2 TheraGel™ Memory Foam	\$150

Finishes

U Upholstered Back Outer	\$135
<i>Grade C, 1, 2 & 3</i>	
U4 Upholstered Back Outer	\$200
<i>Grade 4, 5 & 6</i>	

Skins not available on Quick Ship

S1 Grade C or 1	\$95
<i>Only available on (1) back</i>	
S2 Grade 2	\$135
<i>Only available on (1) back</i>	
S5 Ultraleather™	\$250
<i>Only available on (1) back</i>	
Casters/Glides	
C0 Carpet Casters	\$0
C1 Hard Floor Casters	\$25
C2 Glides	\$25
C3 Hard Floor Brake/In	\$185
C4 Hard Floor Brake/Out	\$60
C8 Chrome Carpet Casters	\$90
C9 Chrome Hard Floor Casters	\$100

Bases

B0 26" Black	\$0
B6 26" Polished Aluminum	\$140
B8 27" Brushed Aluminum	\$140
<i>Comes standard with (L1)</i>	
B12 28" Black	\$110

Chair Cylinders

L1 3" Cylinder	\$0
L3 5" Cylinder	\$0

Headrests

HE Height Adjustable	\$60
<i>Black Vinyl</i>	
<i>Only available on (1) back</i>	
H4 Dual Pivot	\$280
<i>Matching Upholstery</i>	
<i>Only available on (8) back</i>	
H5 Dual Pivot	\$280
<i>Black Faux Leather</i>	
<i>Only available on (1) back</i>	

pg 6

Stool Options

Stool Cylinders

L4 8" Cylinder	\$55
L5 10" Cylinder	\$55
L7 7" Cylinder	\$55

Footrings for stool cylinders only

R1 18" Black Plastic	\$60
R2 20" Chrome	\$80

NeXtep® for stool cylinders only

R8 8" w/Casters	\$185
R10 10" w/Casters	\$185
R18 8"/10" w/Casters	\$295
RW8 Wide 8" w/Casters	\$295
RW10 Wide 10" w/Casters	\$295

Also available w/glides.

For additional stool options see page 77.

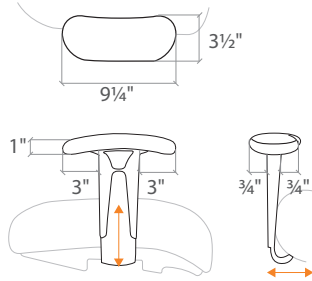


Arm Options

Multi-purpose

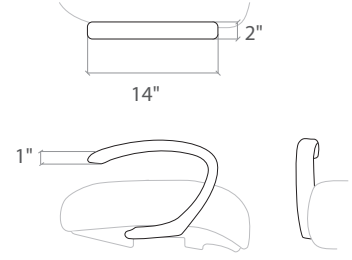
0 Arm
4" Adjustable
 AH: 7.0 – 11.0
 AW: 17.5 – 21.5
 AP: fixed
 WT: 7 lbs

Mesh Seat
 AH: 9.0 – 13.0



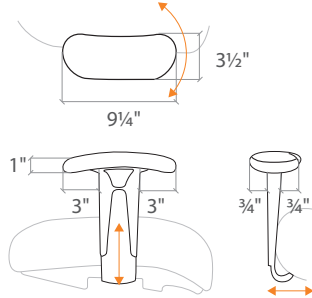
6 Arm
C Loop
 AH: 7.5
 AW: 22.5
 AP: fixed
 WT: 5 lbs

Mesh Seat
 AH: 9.5



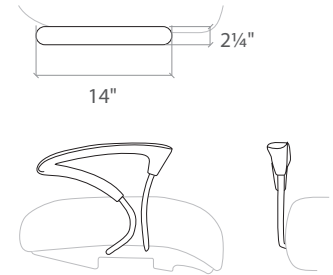
1 Arm
4" Adj. w/Pivot
 AH: 7.0 – 11.0
 AW: 17.5 – 21.5
 AP: 25° range
 WT: 7 lbs

Mesh Seat
 AH: 9.0 – 13.0



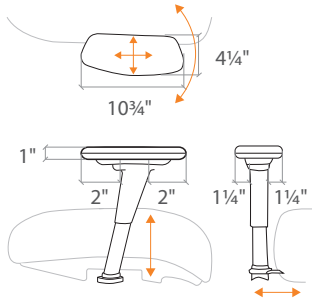
7 Arm
Chrome Loop
 AH: 7.5
 AW: 22.25
 AP: fixed
 WT: 5 lbs

Mesh Seat
 AH: 9.5



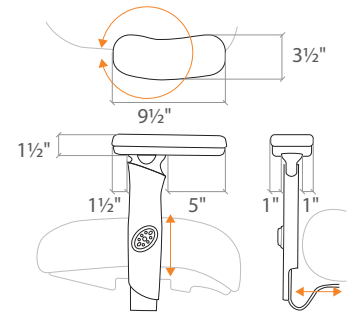
2 Arm
Lateral Sliding
 AH: 7.0 – 11.0
 AW: 17.5 – 21.5
 AP: 30° range
 WT: 7 lbs

Mesh Seat
 AH: 9.0 – 13.0



8 Arm
360° NP
 AH: 7.0 – 11.0
 AW: 18 – 22
 AP: 360° range
 WT: 7 lbs

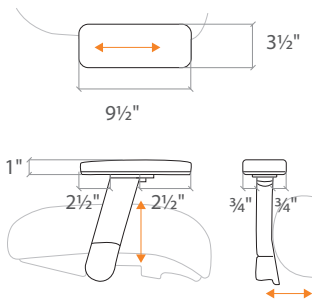
Mesh Seat
 AH: 9.0 – 13.0



Popular Model

3 Arm
3" Adjustable
 AH: 7.5 – 11.0
 AW: 18 – 24
 AP: fixed
 WT: 6 lbs

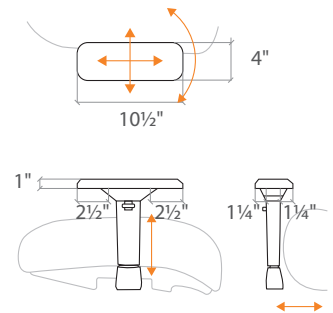
Mesh Seat
 AH: 9.5 – 13.0



Popular Model

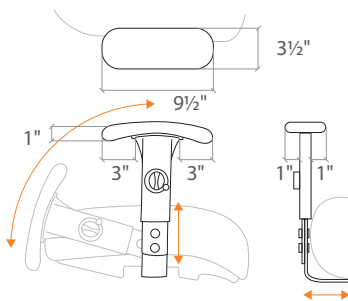
9 Arm
5-way Adj.
 AH: 7.0 – 10.0
 AW: 16.5 – 23.5
 AP: 15° range
 WT: 6 lbs

Mesh Seat
 AH: 9.0 – 12.0



4 Arm
Swing
 AH: 7.0 – 10.0
 AW: 17.75 – 22
 AP: fixed
 WT: 7 lbs

Mesh Seat
 AH: 9.0 – 12.0

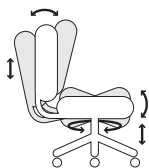


AH: Arm Height
 AW: Arm Width
 AP: Arm Pivot
 WT: Arm Weight

All measurements shown are in inches.

Mechanism Options

Multi-purpose



6 Mechanism

Multi-tilt

- Swivel 360°
- Pneumatic seat height
- Independent back angle
- Independent seat angle
- Seat tilt tension
- Infinite adjust forward tilt-stop
- Optional seat slider



Cozi



E-Series



Embrace Ergo



Guardian Chair



N-dure
8 Mech



N-dure™ 400
8 Mech



Right Chair



Guardian Chair 24/7
8 Mech



2 Mechanism

Forward Pivot Synchro

- Swivel 360°
- Pneumatic seat height
- Seat tilt tension
- Back angle
- Seat angle
- Back to seat tilt, 2:1
- Anti-kick tilt-lock
- Optional seat slider



Balance



Balance Ergo



Cozi



Guardian Chair



NV
Standard Seat Slider



Right Chair



U4ia



0 Mechanism

Knee-tilt

- Swivel 360°
- Pneumatic seat height
- Seat tilt tension
- Back to seat tilt, 1:1
- Rock or lock recline



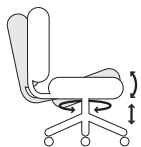
Balance



Embrace
K Mech



U4ia



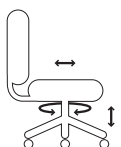
T Mechanism

Tilt-swivel

- Swivel 360°
- Pneumatic seat height
- Seat tilt tension
- Back to seat tilt, 1:1



Embrace



1 Mechanism

Basic

- Swivel 360°
- Pneumatic seat height
- Back depth



Balance Ergo Stool



Cozi Stool



Right Chair Stool



U4ia Stool



8 Mechanism

Standard

- Swivel 360°
- Pneumatic seat height
- Back depth
- Independent back angle



Balance Ergo Stool



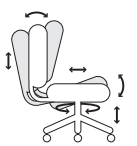
Cozi Stool



Right Chair Stool



U4ia Stool



9 Mechanism

Deluxe-tilt

- Swivel 360°
- Pneumatic seat height
- Back depth
- Seat angle
- Independent back angle



Balance Ergo Stool



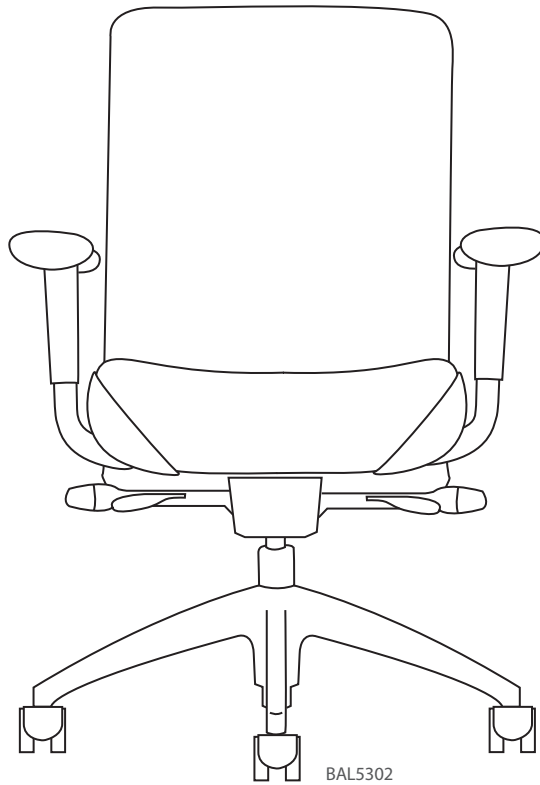
Cozi Stool





Right Chair Stool

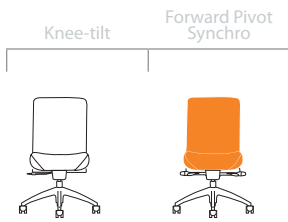


U4ia Stool



How to Specify

Series Code	Back	Seat	Select an Arm <small>pg 22</small>	Select a Mech <small>pg 23</small>
BAL Balance	5 High Back <i>(25h x 19w)</i>	3 Large Seat <i>(22w x 19d)</i>	0 Pivoting Gelthane Chrome \$125 1 Forward Sliding Gelthane Pad \$205 5 No Arms \$0 6 C Loop \$75 7 Chrome Loop \$75	0 Knee-tilt  2 Forward Pivot Synchro 
BAL	5	3	0	2



BAL5350

BAL5352

\$965	\$1,040
\$975	\$1,050
\$1,025	\$1,100
\$1,075	\$1,150
\$1,125	\$1,200
\$1,410	\$1,485
\$1,510	\$1,585

- Grade C QS
- Grade 1
- Grade 2
- Grade 3
- Grade 4
- Grade 5 – (Ultraleather™)
- Grade 6 – (Madras Leather™)

38 x 26 x x26	39 x 26 x 26	Chair (H x W x D)
26 x 22 x 34	26 x 22 x 34	Box (L x W x H)
48.5 lbs	39 lbs	Chair Weight
58.5 lbs	49 lbs	Shipping Weight
22	22	Seat Width
16.5 – 21.5	16.5 – 21.5	Seat Height
17.5	16.5 – 19.5	Seat Depth (OPTIONAL)
F6° – R15°	F5° – R12°	Seat Angle
18.5	18.5	Back Width
22	22	Back Height
105° – 125°	102° – 125°	Back Angle
NA	NA	Lumbar Range
26	26	Base Diameter
2 yd	2 yd	COM Yardage

All measurements are nominal and shown in inches.
All upholstery subject to Neutral Posture approval.

Features Standard Features Add option code after model BAL5302-__-__-__

- Up to 11 active adjustments
- Mesh or upholstered back
- Passive weight dispersion design
- Generous foam for optimal comfort

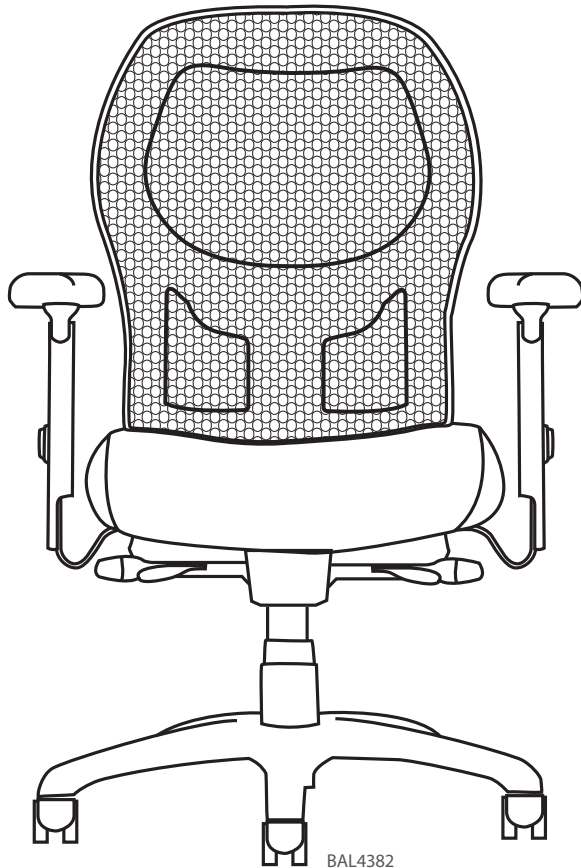
- Knee-tilt**
- C0** Carpet Casters
 - B16** 26" High Crown Black Base
 - L3** 5" Cylinder
- Forward Pivot Synchro**
- C0** Carpet Casters
 - B16** 26" High Crown Black Base
 - L3** 5" Cylinder

- General**
- N** N-dulgent® Memory Foam \$75
Seat only
 - N2** TheraGel™ Memory Foam \$150
Seat only
 - S** Seat Slider \$75
Only available on (2) mech
- Finishes**
- U2** Mesh Back \$0
- Casters/Glides**
- C0** Carpet Casters \$0
 - C1** Hard Floor Casters \$25
 - C2** Glides \$25
 - C8** Chrome Carpet Casters \$90
 - C9** Chrome Hard Floor Casters \$100
- Bases**
- B0** 26" Black \$0
 - B6** 26" Polished Aluminum \$140
 - B15** 26" High Crown Polished Aluminum \$55
 - B16** 26" High Crown Black \$0




Balance Ergo™

Multi-purpose



BAL4382

How to Specify

Series Code	Back	Seat	Select an Arm	pg 22	Select a Mech	pg 23
BAL Balance Ergo	4 Mesh Back (23.5h x 19.25w)	3 Large Seat (22w x 19d)	2 Lateral Sliding \$60 5 No Arms \$0 8 360° NP \$175		2 Forward Pivot Synchro	
BAL	4	3	8		2	



BAL4352

\$920	Grade C
\$930	Grade 1
\$980	Grade 2
\$1,030	Grade 3
\$1,080	Grade 4
\$1,365	Grade 5 – (Ultraleather™)
\$1,465	Grade 6 – (Madras Leather™)



40.5 x 26 x 26	Chair (H x W x D)
28 x 26 x 24	Box (L x W x H)
37.5 lbs	Chair Weight
47.5 lbs	Shipping Weight
22	Seat Width
16.5 – 21.5	Seat Height
16.5 – 19.5	Seat Depth (OPTIONAL)
F5° – R15°	Seat Angle
19	Back Width
23	Back Height
92° – 120°	Back Angle
3	Lumbar Range
26	Base Diameter
1 yd	COM Yardage

All measurements are nominal and shown in inches.

Multi-purpose

Features

- Up to 13 active adjustments
- Mesh back
- Passive weight dispersion design
- Generous foam for optimal comfort

Standard Features

- C0** Carpet Casters
- B0** 26" Black Base
- L3** 5" Cylinder

Add option code after model BAL4382 - _ - _ - _

General

- N** N-dulgent® Memory Foam *Seat only* \$75
- N2** TheraGel™ Memory Foam *Seat only* \$150
- S** Seat Slider \$75

Skins not available on Quick Ship

- S1** Grade C or 1 \$95
- S2** Grade 2 \$135
- S5** Ultraleather™ \$250

Casters/Glides

- C0** Carpet Casters \$0
- C1** Hard Floor Casters \$25
- C2** Glides \$25
- C8** Chrome Carpet Casters \$90
- C9** Chrome Hard Floor Casters \$100

Headrests

pg 6

- HE** Height Adjustable *Black Vinyl* \$60
- H5** Dual Pivot *Black Faux Leather* \$280

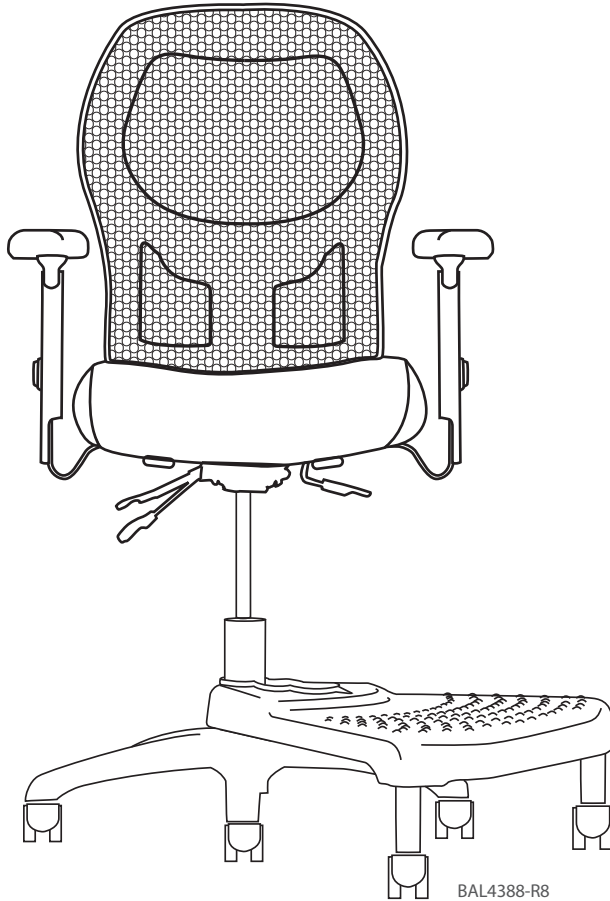
Bases

- B0** 26" Black \$0
- B6** 26" Polished Aluminum \$140



Balance Ergo™ Stool

Multi-purpose




BAL4388-R8

How to Specify

Series Code	Back	Seat	Select an Arm	pg 22	Select a Mech	pg 23
BAL Balance Ergo Stool	4 Mesh Back (23.5h x 19.25w)	3 Large Seat (22w x 19d)	2 Lateral Sliding \$60		1 Basic	
			5 No Arms \$0		8 Standard w/Seat Slider	
			8 360° NP \$175		9 Deluxe-tilt w/Seat Slider	
BAL	4	3	8		8	

Balance Ergo™ Stool

Multi-purpose



BAL4351	BAL4358	BAL4359	
\$935	\$955	\$975	Grade C
\$945	\$965	\$985	Grade 1
\$1,005	\$1,025	\$1,045	Grade 2
\$1,055	\$1,075	\$1,095	Grade 3
\$1,105	\$1,125	\$1,145	Grade 4
\$1,390	\$1,410	\$1,430	Grade 5 – (Ultraleather™)
\$1,490	\$1,510	\$1,530	Grade 6 – (Madras Leather™)

44.5 x 26 x 26	44.5 x 26 x 26	44.5 x 26 x 26	Chair (H x W x D)
28 x 26 x 24	28 x 26 x 24	28 x 26 x 24	Box (L x W x H)
32.5 lbs	39.5 lbs	40 lbs	Stool Weight
42.5 lbs	49.5 lbs	50 lbs	Shipping Weight
22	22	22	Seat Width
21.5 – 29.5	22.5 – 30.5	22.5 – 30.5	Seat Height
16.5 – 17.5	15.5 – 17.5	15.5 – 17.5	Seat Depth (OPTIONAL)
R4°	R3°	R4°	Seat Angle
19	19	19	Back Width
23	23	23	Back Height
99°	95° – 99°	95° – 99°	Back Angle
3	3	3	Lumbar Range
26	26	26	Base Diameter
1 yd	1 yd	1 yd	COM Yardage

All measurements are nominal and shown in inches.

Features

- Mesh back
- Passive weight dispersion design
- Generous foam for optimal comfort

Standard Features

- C0** Carpet Casters
- B0** 26" Black Base
- L4** 8" Cylinder

Add option code after model BAL4388 - _ _ _ _

General

- N** N-dulgent® Memory Foam \$75
Seat only
- N2** TheraGel™ Memory Foam \$150
Seat only

Skins not available on Quick Ship

- S1** Grade C or 1 \$95
- S2** Grade 2 \$135
- S5** Ultraleather™ \$250

Casters/Glides

- C0** Carpet Casters \$0
- C1** Hard Floor Casters \$25
- C2** Glides \$25
- C8** Chrome Carpet Casters \$90
- C9** Chrome Hard Floor Casters \$100

Bases

- B0** 26" Black \$0
- B6** 26" Polished Aluminum \$140

Chair Cylinders

- L1** 3" Cylinder \$0
- L3** 5" Cylinder \$0

Stool Cylinders

- L4** 8" Cylinder \$0
- L5** 10" Cylinder \$0
- L7** 7" Cylinder \$0

Headrests

- HE** Height Adjustable \$60
Black Vinyl
- H5** Dual Pivot \$280
Black Faux Leather

Footrings for stool cylinders only

- R1** 18" Black Plastic \$60
- R2** 20" Chrome \$80

NeXtep® for stool cylinders only

- R8** 8" w/Casters \$185
- R10** 10" w/Casters \$185
- R18** 8"/10" w/Casters \$295
- RW8** Wide 8" w/Casters \$295
- RW10** Wide 10" w/Casters \$295

Also available w/glides.

For additional stool options see page 77.





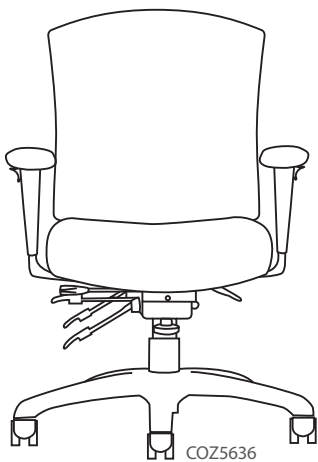
COZ3652 COZ3752 COZ5652 COZ5752 COZ6652 COZ6752

QS	Grade C	\$765	\$815	\$785	\$835	\$885	\$935
	Grade 1	\$775	\$825	\$795	\$845	\$895	\$945
	Grade 2	\$825	\$875	\$845	\$895	\$985	\$1,035
	Grade 3	\$875	\$925	\$895	\$945	\$1,075	\$1,125
	Grade 4	\$925	\$975	\$945	\$995	\$1,165	\$1,215
	Grade 5	\$1,210	\$1,260	\$1,230	\$1,280	\$1,295	\$1,345
	Grade 6	\$1,310	\$1,360	\$1,330	\$1,380	\$1,445	\$1,495

(H x W x D) Chair	35 x 26 x 26	35 x 26 x 26	39 x 26 x 26	39 x 26 x 26	43.5 x 26 x 26	43.5 x 26 x 26
(L x W x H) Box	36 x 26 x 19	36 x 26 x 19	36 x 26 x 19	36 x 26 x 19	36 x 26 x 19	36 x 26 x 19
Chair Weight	35.5 lbs	35.5 lbs	47 lbs	47 lbs	47 lbs	47 lbs
Shipping Weight	45.5 lbs	45.5 lbs	57 lbs	57 lbs	57 lbs	57 lbs
Seat Width	19.5	22	19.5	22	19.5	22
Seat Height	16.5 – 21.5	16.5 – 21.5	16.5 – 21.5	16.5 – 21.5	16.5 – 21.5	16.5 – 21.5
(OPTIONAL) Seat Depth	16.5 – 19.5	16.5 – 19.5	16.5 – 19.5	16.5 – 19.5	16.5 – 19.5	16.5 – 19.5
Seat Angle	F6° – R13°	F6° – R13°	F6° – R13°	F6° – R13°	F6° – R13°	F6° – R13°
Back Width	19	19	19	19	19	19
Back Height	18 – 21	18 – 21	21 – 24	21 – 24	26 – 29	26 – 29
Back Angle	109° – 133°	109° – 133°	107° – 128°	107° – 128°	107° – 128°	107° – 128°
Lumbar Range	3	3	3	3	3	3
Base Diameter	26	26	26	26	26	26
COM Yardage	2 yd	2 yd	2 yd	2 yd	2 yd	2 yd

All measurements are nominal and shown in inches.

How to Specify



Series Code	Select a Back	Select a Seat	Select an Arm	pg 22	Select a Mech	pg 23
COZ Cozi	<ul style="list-style-type: none"> 3 Small Back (19h x 19w) 5 Mid Back (23h x 19w) High Back (27h x 19w) 6 	<ul style="list-style-type: none"> 6 Medium Seat (19.5w x 18d) 7 Large Seat (22w x 18d) 	<ul style="list-style-type: none"> 0 4" Adjustable \$125 1 4" Adjustable w/Pivot \$150 2 Lateral Sliding \$140 3 3" Adjustable \$75 4 Swing \$295 5 No Arms \$0 6 C Loop \$75 7 Chrome Loop \$75 9 5-way Adjustable \$150 		<ul style="list-style-type: none"> 2 Forward Pivot Synchro 6 Multi-tilt 	
COZ	5	6	3		6	



COZ3656	COZ3756	COZ5656	COZ5756	COZ6656	COZ6756
\$840	\$890	\$860	\$910	\$960	\$1,010
\$850	\$900	\$870	\$920	\$970	\$1,020
\$900	\$950	\$920	\$970	\$1,060	\$1,110
\$950	\$1,000	\$970	\$1,020	\$1,150	\$1,200
\$1,000	\$1,050	\$1,020	\$1,070	\$1,240	\$1,290
\$1,285	\$1,335	\$1,305	\$1,355	\$1,370	\$1,420
\$1,385	\$1,435	\$1,405	\$1,455	\$1,520	\$1,570

Grade C

Grade 1

Grade 2

Grade 3

Grade 4

Grade 5

Grade 6

QS

35 x 26 x 26	35 x 26 x 26	39 x 26 x 26	39 x 26 x 26	43.5 x 26 x 26	43.5 x 26 x 26	Chair (HxWxD)
36 x 26 x 19	36 x 26 x 19	36 x 26 x 19	36 x 26 x 19	36 x 26 x 19	36 x 26 x 19	Box (LxWxH)
42 lbs	42 lbs	51 lbs	51 lbs	51 lbs	51 lbs	Chair Weight
52 lbs	52 lbs	61 lbs	61 lbs	61 lbs	61 lbs	Shipping Weight
19.5	22	19.5	22	19.5	22	Seat Width
16.5 – 21.5	16.5 – 21.5	16.5 – 21.5	16.5 – 21.5	16.5 – 21.5	16.5 – 21.5	Seat Height
16.25 – 18.75	16.25 – 18.75	16.5 – 19	16.5 – 19	16.5 – 19	16.5 – 19	Seat Depth (OPTIONAL)
F5° – R8°	F5° – R8°	F6° – R16°	F8° – R18°	F6° – R16°	F8° – R18°	Seat Angle
19	19	19	19	19	19	Back Width
18 – 21	18 – 21	22 – 25	22 – 25	24 – 27	24 – 27	Back Height
100° – 120°	100° – 120°	102° – 122°	102° – 122°	103° – 120°	103° – 120°	Back Angle
3	3	3	3	3	3	Lumbar Range
26	26	26	26	26	26	Base Diameter
2 yd	2 yd	2 yd	2 yd	2 yd	2 yd	COM Yardage

All measurements are nominal and shown in inches.

Features

- Up to 13 active adjustments
- Standard with upholstered back outer
- Passive weight dispersion design
- Generous foam for optimal comfort
- Optional headrest

Standard Features

- C0** Carpet Casters
- B0** 26" Black Base
- L3** 5" Cylinder

Add option code after model COZ5636 - _ - _ -

General

- CR** Cleanroom to Class 100 Adjustable Lumbar Support \$120
- E** ESD \$290
For availability contact cs@np-us.com
- F** Fring® Footrest \$50
Only available on (B0)
- N** N-dulgent® Memory Foam \$125
- N2** TheraGel™ Memory Foam \$150
- S** Seat Slider \$75
- Z1** Connexion® Arm \$750
Not available with (6) & (7) arm

Finishes

- J** Upholstered Arm Pad \$65
Only available on (2) arm

Casters/Glides

- C0** Carpet Casters \$0
- C1** Hard Floor Casters \$25
- C2** Glides \$25
- C3** Hard Floor Brake/In \$185
- C4** Hard Floor Brake/Out \$60

Bases

- B0** 26" Black \$0
- B6** 26" Polished Aluminum \$140
- B7** 26" Black Aluminum \$100

Cylinders

- L1** 3" Cylinder \$0
- L3** 5" Cylinder \$0


Headrests

- H6** Dual Pivot \$280
Matching Upholstery



Cozi® Stool

Basic

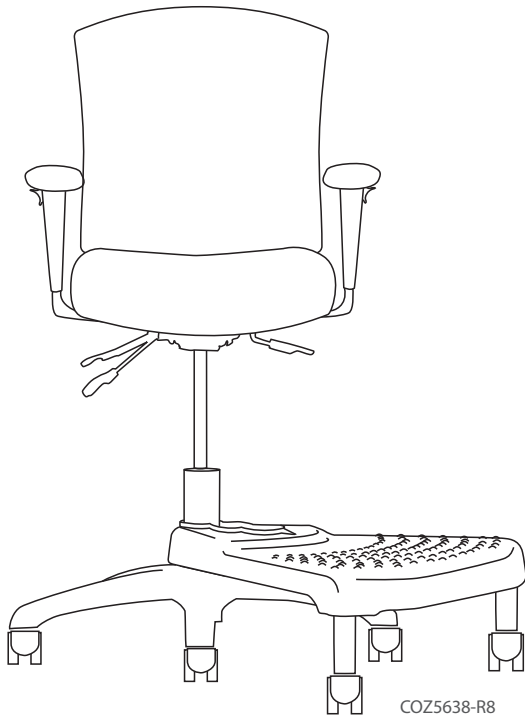


COZ3651 COZ3751 COZ5651 COZ5751

Grade	COZ3651	COZ3751	COZ5651	COZ5751
Grade C	\$780	\$830	\$800	\$850
Grade 1	\$790	\$840	\$810	\$860
Grade 2	\$840	\$890	\$860	\$910
Grade 3	\$890	\$940	\$910	\$960
Grade 4	\$940	\$990	\$960	\$1,010
Grade 5	\$1,225	\$1,275	\$1,245	\$1,295
Grade 6	\$1,325	\$1,375	\$1,345	\$1,395

(H x W x D) Chair	40 x 26 x 26	40 x 26 x 26	43 x 26 x 26	43 x 26 x 26
(L x W x H) Box	36 x 26 x 19	36 x 26 x 19	36 x 26 x 19	36 x 26 x 19
Stool Weight	29.5 lbs	29.5 lbs	34 lbs	34 lbs
Shipping Weight	39.5 lbs	39.5 lbs	44 lbs	44 lbs
Seat Width	19.5	22	19.5	22
Seat Height	20.5 – 28.5	20.5 – 28.5	20.5 – 28.5	20.5 – 28.5
(OPTIONAL) Seat Depth	16.5 – 18.5	16.5 – 18.5	16.5 – 18.5	16.5 – 18.5
Seat Angle	R4°	R4°	R4°	R4°
Back Width	19	19	19	19
Back Height	17.5 – 20	17.5 – 20	21.5 – 24	21.5 – 24
Back Angle	103°	103°	103°	103°
Lumbar Range	3	3	3	3
Base Diameter	26	26	26	26
COM Yardage	2 yd	2 yd	2 yd	2 yd

All measurements are nominal and shown in inches.




COZ5638-R8

Multi-purpose

How to Specify

Series Code	Select a Back	Select a Seat	Select an Arm	pg 22	Select a Mech	pg 23
COZ Cozi Stool	3 Small Back (19h x 19w) 5 Mid Back (23h x 19w)	6 Medium Seat (19.5w x 18d) 7 Large Seat (22w x 18d)	0 4" Adjustable \$125 1 4" Adjustable w/Pivot \$150 2 Lateral Sliding \$140 3 3" Adjustable \$75 4 Swing \$295 5 No Arms \$0 6 C Loop \$75 7 Chrome Loop \$75 9 5-way Adjustable \$150		1 Basic 8 Standard w/Seat Slider 9 Deluxe-tilt w/Seat Slider	
COZ	5	6	3		8	



COZ3658	COZ3758	COZ5658	COZ5758
\$800	\$850	\$820	\$870
\$810	\$860	\$830	\$880
\$860	\$910	\$880	\$930
\$910	\$960	\$930	\$980
\$960	\$1,010	\$980	\$1,030
\$1,245	\$1,295	\$1,265	\$1,315
\$1,345	\$1,395	\$1,365	\$1,415

- Grade C
- Grade 1
- Grade 2
- Grade 3
- Grade 4
- Grade 5
- Grade 6



40.5 x 26 x 26	40.5 x 26 x 26	43.5 x 26 x 26	43.5 x 26 x 26	Chair (H x W x D)
36 x 26 x 19	36 x 26 x 19	36 x 26 x 19	36 x 26 x 19	Box (L x W x H)
41.5 lbs	41.5 lbs	46 lbs	46 lbs	Stool Weight
51.5 lbs	51.5 lbs	56 lbs	56 lbs	Shipping Weight
19.5	22	19.5	22	Seat Width
22 – 30	22 – 30	22 – 30	22 – 30	Seat Height
16.5 – 19	16.5 – 19	16.5 – 19	16.5 – 19	Seat Depth (OPTIONAL)
R3°	R3°	R3°	R3°	Seat Angle
19	19	19	19	Back Width
17.5 – 20.5	17.5 – 20.5	22 – 25	22 – 25	Back Height
95° – 102°	95° – 102°	95° – 102°	95° – 102°	Back Angle
3	3	3	3	Lumbar Range
26	26	26	26	Base Diameter
2 yd	2 yd	2 yd	2 yd	COM Yardage

All measurements are nominal and shown in inches.

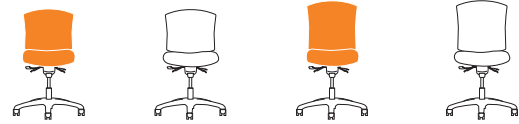
Features

- Standard with upholstered back outer
- Passive weight dispersion design
- Generous foam for optimal comfort
- Optional headrest

Standard Features

- C0** Carpet Casters
- B0** 26" Black Base
- L4** 8" Cylinder





	COZ3659	COZ3759	COZ5659	COZ5759
Grade C	\$820	\$870	\$840	\$890
Grade 1	\$830	\$880	\$850	\$900
Grade 2	\$880	\$930	\$900	\$950
Grade 3	\$930	\$980	\$950	\$1,000
Grade 4	\$980	\$1,030	\$1,000	\$1,050
Grade 5	\$1,265	\$1,315	\$1,285	\$1,335
Grade 6	\$1,365	\$1,415	\$1,385	\$1,435

QS

(H x W x D) Chair	40.5 x 26 x 26	40.5 x 26 x 26	43.5 x 26 x 26	43.5 x 26 x 26
(L x W x H) Box	36 x 26 x 19	36 x 26 x 19	36 x 26 x 19	36 x 26 x 19
Stool Weight	41.5 lbs	41.5 lbs	46 lbs	46 lbs
Shipping Weight	51.5 lbs	51.5 lbs	56 lbs	56 lbs
Seat Width	19.5	22	19.5	22
Seat Height	22 – 30	22 – 30	22 – 30	22 – 30
(OPTIONAL) Seat Depth	16.5 – 19	16.5 – 19	16.5 – 19	16.5 – 19
Seat Angle	R4°	R4°	R4°	R4°
Back Width	19	19	19	19
Back Height	17.5 – 20.5	17.5 – 20.5	22 – 25	22 – 25
Back Angle	95° – 102°	95° – 102°	97° – 105°	97° – 105°
Lumbar Range	3	3	3	3
Base Diameter	26	26	26	26
COM Yardage	2 yd	2 yd	2 yd	2 yd

All measurements are nominal and shown in inches.

Add option code after model COZ5638 - _ - _ -

General

CR Cleanroom to Class 100	\$120
D2 Adjustable Lumbar Support	\$100
E ESD <i>For availability contact cs@np-us.com</i>	\$290
F Fring® Footrest <i>Only available on (B0)</i>	\$50
N N-dulgent® Memory Foam	\$125
N2 TheraGel™ Memory Foam	\$150
Z1 Connexion® Arm <i>Not available with (6) & (7) arm</i>	\$750

Finishes

J Upholstered Arm Pad <i>Only available on (2) arm</i>	\$65
--	------

Casters/Glides

C0 Carpet Casters	\$0
C1 Hard Floor Casters	\$25
C2 Glides	\$25
C3 Hard Floor Brake/In	\$185
C4 Hard Floor Brake/Out	\$60

Bases

B0 26" Black	\$0
B6 26" Polished Aluminum	\$140
B7 26" Black Aluminum	\$100

Chair Cylinders

L1 3" Cylinder	\$0
L3 5" Cylinder	\$0

Headrests

H6 Dual Pivot <i>Matching Upholstery</i>	\$280
--	-------

Stool Cylinders

L4 8" Cylinder	\$0
L5 10" Cylinder	\$0
L7 7" Cylinder	\$0

Footrings for stool cylinders only


R1 18" Black Plastic	\$60
R2 20" Chrome	\$80

NeXtep® for stool cylinders only

R8 8" w/Casters	\$185
R10 10" w/Casters	\$185
R18 8"/10" w/Casters	\$295
RW8 Wide 8" w/Casters	\$295
RW10 Wide 10" w/Casters	\$295

Also available w/glides.

For additional stool options see page 77.




COG3654	COG5654	COG3655	COG5655
\$765	\$885	\$830	\$950
\$775	\$895	\$840	\$960
\$825	\$945	\$890	\$1,010
\$875	\$995	\$940	\$1,060
\$925	\$1,045	\$990	\$1,110
\$1,210	\$1,330	\$1,275	\$1,395
\$1,310	\$1,430	\$1,375	\$1,495

- Grade C
- Grade 1
- Grade 2
- Grade 3
- Grade 4
- Grade 5
- Grade 6

33.25 x 20.5 x 24	37 x 20.5 x 24	32.75 x 20.5 x 24	36.5 x 20.5 x 24
25.5lbs	26.5lbs	28.5lbs	29.5lbs
35.5lbs	36.5lbs	38.5lbs	39.5lbs
19.5"	19.5"	19.5"	19.5"
18"	18"	17.25"	17.25"
18"	18.5"	18"	18.5"
R3°	R3°	R4°	R4°
19"	19"	19"	19"
16"	20"	16"	20"
112°	109°	112°	109°
N/A	N/A	N/A	N/A
2 yd	2 yd	2 yd	2 yd

- Chair (HxWxD)
- Box (LxWxH)
- Chair Weight
- Shipping Weight
- Seat Width
- Seat Height
- Seat Depth
- Seat Angle
- Back Width
- Back Height
- Back Angle
- Lumbar Range
- Base Diameter
- COM Yardage

All measurements are nominal and shown in inches.



Multi-purpose

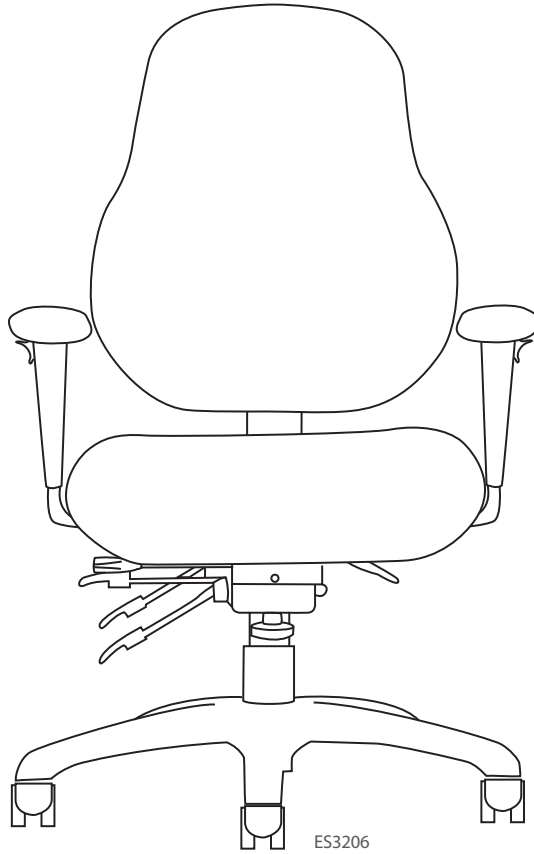
How to Specify

Series Code	Select a Back	Select a Seat	Select an Arm <small>pg 22</small>	Select a Base
COG Cozi Guest	<ul style="list-style-type: none"> 3 Small Back (19h x 19w) 5 Mid Back (23h x 19w) 	<ul style="list-style-type: none"> 6 Medium Seat (19.5w x 18d) 	<ul style="list-style-type: none"> 3 3" Adjustable \$75 5 No Arms 6 C Loop \$75 7 Chrome Loop \$75 	<ul style="list-style-type: none"> 4 4-leg 5 Sled
COG	5	6	5	4

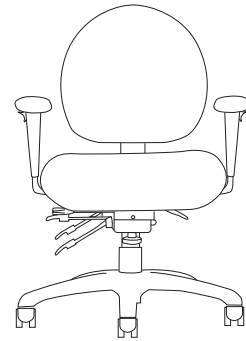
Add option code after model COG5654 - _ - _ -

General	
CB Chrome Base	\$95

Multi-purpose

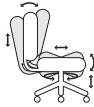



ES3206



ES2206

How to Specify

Series Code	Select a Back	Seat	Select an Arm <small>pg 22</small>	Select a Mech <small>pg 23</small>
ES E-Series	2 Mid Back <i>(18h x 17.5w)</i> 3 High Back <i>(23.5h x 19.5w)</i>	2 Medium Seat <i>(21w x 19d)</i>	0 4" Adjustable \$125 2 Lateral Sliding \$140 5 No Arms \$0 9 5-way Adjustable \$150	6 Multi-tilt 
ES	3	2	0	6



ES2256 **ES3256**

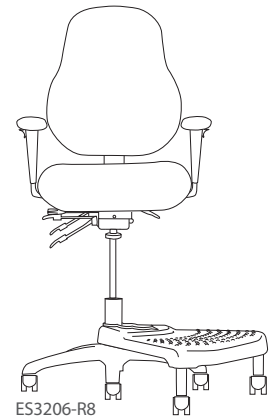
\$870 \$870

Cloud 9™ or Revive™ **QS**

35.75 x 26 x 26	40 x 26 x 26	Chair (HxWxD)
28 x 26 x 24	28 x 26 x 24	Box (LxWxH)
52.5 lbs	58 lbs	Chair Weight
62.5 lbs	68 lbs	Shipping Weight
20.5	20.5	Seat Width
17.5 – 22.5	17.5 – 22.5	Seat Height
16 – 18	16 – 18	Seat Depth
F1° – R20°	F1° – R16°	Seat Angle
17.5	19.5	Back Width
17 – 21	21 – 25	Back Height
102° – 120°	97° – 112°	Back Angle
4	4	Lumbar Range
26	26	Base Diameter
2 yd	2 yd	COM Yardage

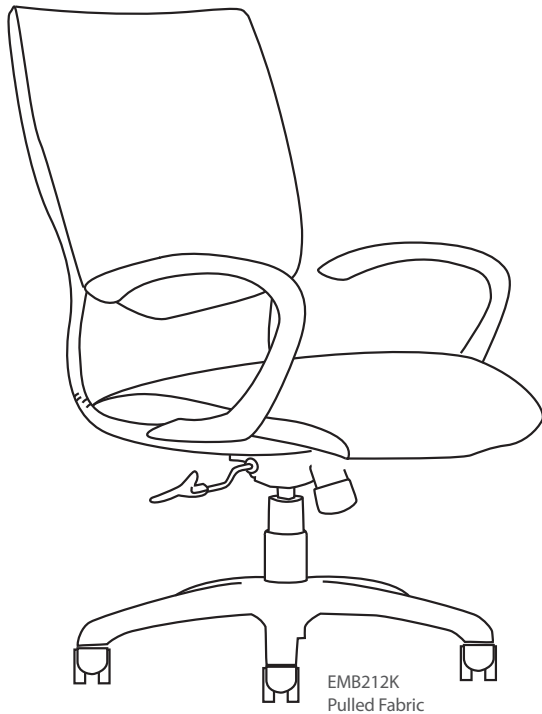
All measurements are nominal and shown in inches. Specs may differ for stools.

Multi-purpose



ES3206-R8

Features	Standard Features	Add option code after model ES3206 - __	Stool Options
<ul style="list-style-type: none"> • Up to 13 active adjustments • Contoured seat design • Passive weight dispersion design • Generous foam for optimal comfort • Only available in Cloud 9™ or Revive™ 	<ul style="list-style-type: none"> C0 Carpet Casters B0 26" Black Base L3 5" Cylinder S Seat Slider 	<p>General</p> <ul style="list-style-type: none"> F Fring® Footrest \$50 <i>Only available on (B0)</i> Z1 Connexion® Arm \$750 <p>Casters/Glides</p> <ul style="list-style-type: none"> C0 Carpet Casters \$0 C1 Hard Floor Casters \$25 <p>Bases</p> <ul style="list-style-type: none"> B0 26" Black \$0 <p>Chair Cylinders</p> <ul style="list-style-type: none"> L1 3" Cylinder \$0 L3 5" Cylinder \$0 	<p>Stool Cylinders</p> <ul style="list-style-type: none"> L4 8" Cylinder \$55 L5 10" Cylinder \$55 <p>Footrings for stool cylinders only</p> <ul style="list-style-type: none"> R1 18" Black Plastic \$60 R2 20" Chrome \$80 <p>NeXtep® for stool cylinders only</p> <ul style="list-style-type: none"> R8 8" w/Casters \$185 R10 10" w/Casters \$185 R18 8"/10" w/Casters \$295 RW8 Wide 8" w/Casters \$295 RW10 Wide 10" w/Casters \$295 <p>Also available w/glides.</p> <p style="background-color: #333; color: white; padding: 5px; text-align: center;">For additional stool options see page 77.</p>



Pulled Fabric Standard	EMB112T	EMB212T
Grade C	\$710	\$770
Grade 1	\$720	\$780
Grade 2	\$810	\$870
Grade 3	\$900	\$960

Pillow Top Standard	EMB112T	EMB212T
Grade 4	\$900	\$960
QS (Black Natural™) – Grade 5a	\$920	\$980
(Ultraleather™ Black) – Grade 5b	\$1,110	\$1,170
(Ultraleather™ Color) – Grade 5c	\$1,155	\$1,215
(Madras Leather™) – Grade 6	\$1,255	\$1,315


(HxWxD) Chair	36 x 26 x 26	40x26x26
(LxWxH) Box	37 x 23 x 22	37 x 23 x 22
Chair Weight	57 lbs	57 lbs
Shipping Weight	67 lbs	67 lbs
Seat Width	21	21
Seat Height	15.5 – 20.5	15.5 – 20.5
Seat Depth	19.5	19.5
Seat Angle	R6° – F23°	R6° – F23°
Back Width	22	22
Back Height	22	25
Back Angle	NA	NA
Arm Height	8	8
Arm Width	21.75	21.75
Base Diameter	26	26
Pulled Fabric – COM Yardage	2 yd	2 yd
Pillow Top – COM Yardage	4 yd	4 yd

All measurements are nominal and shown in inches.
Not available in Cloud 9™ or Revive™.

How to Specify

Series Code	Select a Back	Seat	Select an Arm	pg 22	Select a Mech	pg 23
EMB Embrace	1 Mid Back (22h x 22w) 2 High Back (25h x 22w)	1 Medium Seat (20w x 18d)	2 C Loop	\$0	T Tilt-swivel 	K Knee-tilt
EMB	2	1	2		K	

Knee-tilt



EMB112K	EMB212K
\$770	\$830
\$780	\$840
\$870	\$930
\$960	\$1,020

Pulled Fabric Standard

Grade C
Grade 1
Grade 2
Grade 3

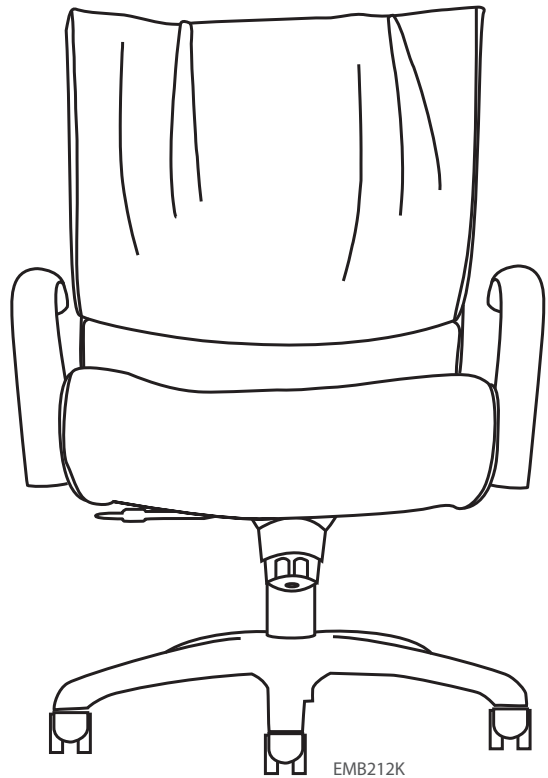
EMB112K	EMB212K
\$960	\$1,020
\$980	\$1,040
\$1,170	\$1,230
\$1,215	\$1,275
\$1,315	\$1,375

Pillow Top Standard

Grade 4
Grade 5a – (Black Natural™) QS
Grade 5b – (Ultraleather™ Black)
Grade 5c – (Ultraleather™ Color)
Grade 6 – (Madras Leather™)

38.5 x 26 x 28	42.5 x 26 x 28
37 x 23 x 22	37 x 23 x 22
57 lbs	57 lbs
67 lbs	67 lbs
21	21
18 – 21	18 – 21
19.5	19.5
R7° – F24°	R7° – F24°
22	22
22	25
NA	NA
8	8
21.75	21.75
26	26
2 yd	2 yd
4 yd	4 yd

Chair (H x W x D)
Box (L x W x H)
Chair Weight
Shipping Weight
Seat Width
Seat Height
Seat Depth
Seat Angle
Back Width
Back Height
Back Angle
Arm Height
Arm Width
Base Diameter
COM Yardage – Pulled Fabric
COM Yardage – Pillow Top



All measurements are nominal and shown in inches.
Not available in Cloud 9™ or Revive™.

Features

- Up to 4 active adjustments
- Pillow top or pulled fabric upholstery
- Passive weight dispersion design
- Generous foam for optimal comfort
- Built-in lumbar

Standard Features

Tilt-swivel

- C0** Carpet Casters
- B0** 26" Black Base
- L3** 5" Cylinder
- 2** C Loop Arms

Knee-tilt

- C0** Carpet Casters
- B0** 26" Black Base
- L1** 3" Cylinder
- 2** C Loop Arms

Add option code after model EMB212K - _ - _

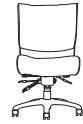
Finishes

- CP** Chrome Package \$295
Aluminum loop arm & aluminum base
- FP** Fabric Pillow Top \$225
Grade C, 1, 2 & 3

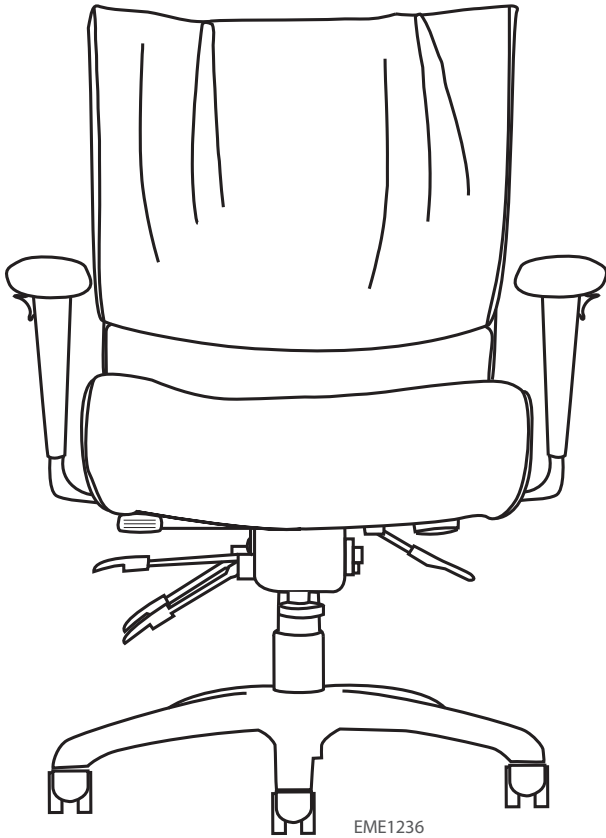


Embrace Ergo™

Multi-tilt



Multi-purpose



EME1236

Pulled Fabric Standard

	Grade C	Grade 1	Grade 2	Grade 3
	\$890	\$900	\$990	\$1,080

EME1256

Pillow Top Standard

	Grade 4	Grade 5a	Grade 5b	Grade 5c	Grade 6
OS (Black Natural™) – Grade 5a	\$1,080	\$1,100	\$1,290	\$1,335	\$1,435
(Ultraleather™ Black) – Grade 5b					
(Ultraleather™ Color) – Grade 5c					
(Madras Leather™) – Grade 6					

EME1256

(HxWxD) Chair 39.5x 26 x 26

(LxWxH) Box 31 x 23 x 22

Chair Weight 61 lbs

Shipping Weight 71 lbs

Seat Width 21

Seat Height 17 – 22

(OPTIONAL) Seat Depth 18 – 20

Seat Angle F7° – R17°

Back Width 22

Back Height 20 – 23

Back Angle 105° – 120°

Lumbar Range 3

Base Diameter 26

Pulled Fabric – COM Yardage 2 yd

Pillow Top – COM Yardage 4 yd

All measurements are nominal and shown in inches.
Not available in Cloud 9™ or Revive™.

Features

- Up to 11 active adjustments
- Height adjustable back
- Passive weight dispersion design
- Generous foam for optimal comfort
- Built-in lumbar

How to Specify

Series Code	Back	Seat	Select an Arm	pg 22	Select a Mech	pg 23
EME Embrace Ergo	1 Mid Back (20h x 22w)	2 Medium Seat (21w x 19d)	0 4" Adjustable \$125		6 Multi-tilt	
			1 4" Adjustable w/Pivot \$150			
			3 3" Adjustable \$75			
			5 No Arms \$0			
			6 C Loop \$125			

Standard Features

Add option code after model EME1236 - _ _ _ _

- C0** Carpet Casters
- B0** 26" Black Base
- L3** 5" Cylinder

General

- F** Fring® Footrest \$50
Only available on (B0)
- S** Seat Slider \$75

Finishes

- FP** Fabric Pillow Top \$225
Grade C, 1, 2 & 3

Casters/Glides

- C0** Carpet Casters \$0
- C1** Hard Floor Casters \$25
- C2** Glides \$25
- C3** Hard Floor Brake/In \$185
- C4** Hard Floor Brake/Out \$60


Bases

- B0** 26" Black \$0
- B8** 27" Brushed Aluminum \$140
Come standard with (L1)

Cylinders

- L1** 3" Cylinder \$0
- L3** 5" Cylinder \$0

Embrace Guest™



EMC020	EMC022
\$595	\$695
\$605	\$705
\$695	\$795
\$785	\$885

Pulled Fabric Standard

Grade C
Grade 1
Grade 2
Grade 3

EMC020	EMC022
\$785	\$885
\$805	\$905
\$995	\$1,095
\$1,040	\$1,140
\$1,140	\$1,240


Pillow Top Standard

Grade 4
Grade 5a – (Black Natural™) QS
Grade 5b – (Ultraleather™ Black)
Grade 5c – (Ultraleather™ Color)
Grade 6 – (Madras Leather™)

38.5 x 25 x 28	38.5 x 25 x 28
29 x 26.5 x 38	29 x 26.5 x 38
49 lbs	49 lbs
59 lbs	59 lbs
21	21
20	20
20.5	20.5
21	21
22	22
2 yd	2 yd
4 yd	4 yd

Chair (H x W x D)
Box (L x W x H)
Chair Weight
Shipping Weight
Seat Width
Seat Height
Seat Depth
Back Width
Back Height
COM Yardage – Pulled Fabric
COM Yardage – Pillow Top

All measurements are nominal and shown in inches.
Not available in Cloud 9™ or Revive™.



Multi-purpose

Add option code after model EMC022-__

General


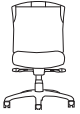

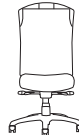


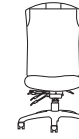

CB Chrome Base	\$95
FP Fabric Pillow Top <i>Grade C, 1, 2 & 3 only</i>	\$225



Guardian® Chair

Forward Pivot Synchro



Multi-tilt

							
GVC5652	GVC5752	GVC6652	GVC6752	GVC5656	GVC5756	GVC6656	GVC6756
Canter or Ballistic							
\$2,745	\$2,795	\$2,885	\$2,935	\$2,820	\$2,870	\$2,960	\$3,010

(H x W x D) Chair	39.5 x 26 x 26	39.5 x 26 x 26	43.5 x 26 x 26	43.5 x 26 x 26	39.5 x 26 x 26	39.5 x 26 x 26	43.5 x 26 x 26	43.5 x 26 x 26
(L x W x H) Box	36 x 26 x 19	36 x 26 x 19	36 x 26 x 19	36 x 26 x 19	26 x 22 x 34	26 x 22 x 34	26 x 22 x 34	26 x 22 x 34
Chair Weight	54 lbs	54 lbs	54 lbs	54 lbs	58 lbs	58 lbs	58 lbs	58 lbs
Shipping Weight	64 lbs	64 lbs	64 lbs	64 lbs	68 lbs	68 lbs	68 lbs	68 lbs
Seat Width	19.5	22	19.5	22	19.5	22	19.5	22
Seat Height	16.5 – 21.5	16.5 – 21.5	16.5 – 21.5	16.5 – 21.5	16.5 – 21.5	16.5 – 21.5	16.5 – 21.5	16.5 – 21.5
(OPTIONAL) Seat Depth	16.5 – 19.5	16.5 – 19.5	16.5 – 19.5	16.5 – 19.5	16.5 – 19	16.5 – 19	16.5 – 19	16.5 – 19
Seat Angle	F6° – R13°	F6° – R13°	F6° – R13°	F6° – R13°	F6° – R16°	F8° – R18°	F6° – R16°	F8° – R18°
Back Width	19	19	19	19	19	19	19	19
Back Height	21 – 24	21 – 24	26 – 29	26 – 29	22 – 25	22 – 25	24 – 27	24 – 27
Back Angle	107° – 128°	107° – 128°	107° – 128°	107° – 128°	102° – 122°	102° – 122°	103° – 120°	103° – 120°
Lumbar Range	3	3	3	3	3	3	3	3
Base Diameter	26	26	26	26	26	26	26	26
COM Yardage	2 yd	2 yd	2 yd	2 yd	2 yd	2 yd	2 yd	2 yd

All measurements are nominal and shown in inches.

How to Specify

Series Code	Select a Back	Select a Seat	Select an Arm	pg 22	Select a Mech	pg 23
GVC Guardian Chair	5 Mid Back (23h x 19w) 6 High Back (27h x 19w)	6 Medium Seat (19.5w x 18d) 7 Large Seat (22w x 18d)	0 4" Adjustable \$125 1 4" Adjustable w/Pivot \$150 2 Lateral Sliding \$140 3 3" Adjustable \$75 4 Swing \$295 5 No Arms \$0 6 C Loop \$75 7 Chrome Loop \$75 9 5-way Adjustable \$150		2 Forward Pivot Synchro  6 Multi-tilt 	
GVC	5	6	3		6	

Features

- Up to 13 active adjustments
- Standard with upholstered back outer
- Passive weight dispersion design
- Generous foam for optimal comfort
- Bullet resistant vest
- NIJ Level II compliant

Standard Features

- C0** Carpet Casters
- B0** 26" Black Base
- L3** 5" Cylinder

Add option code after model GVC5636- _ _ _ _

General

- D2** Adjustable Lumbar Support \$100
- F** Fring® Footrest \$50
Only available on (B0)
- N** N-dulgent® Memory Foam \$125
- N2** TheraGel™ Memory Foam \$200
- S** Seat Slider \$75
- Z1** Connexion® Arm \$750
Not available with (6) & (7) arm

Finishes

- J** Upholstered Arm Pad \$65
Only available on (2) arm
- Casters/Glides**
 - C0** Carpet Casters \$0
 - C1** Hard Floor Casters \$25
 - C2** Glides \$25
 - C3** Hard Floor Brake/In \$185
 - C4** Hard Floor Brake/Out \$60

Bases

- B0** 26" Black \$0
- B6** 26" Polished Aluminum \$140
- B7** 26" Black Aluminum \$100

Cylinders

- L1** 3" Cylinder \$0
- L3** 5" Cylinder \$0

Guardian® Chair 24/7

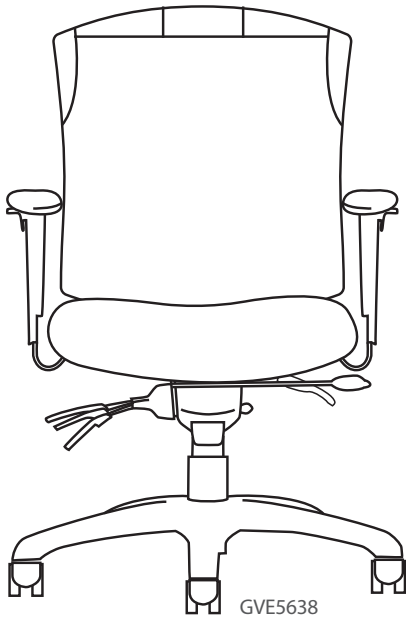


Multi-tilt

GVE5658	GVE5758	GVE6658	GVE6758
\$3,005	\$3,040	\$3,130	\$3,155

Center or Ballistic

39 x 26 x 26	39 x 26 x 26	43 x 26 x 26	43 x 26 x 26	Chair (HxWxD)
36 x 26 x 19	36 x 26 x 19	36 x 26 x 19	36 x 26 x 19	Box (LxWxH)
58.5 lbs	58.5 lbs	59 lbs	59 lbs	Chair Weight
68.5 lbs	68.5 lbs	69 lbs	69 lbs	Shipping Weight
19.5	22	19.5	22	Seat Width
16.5 – 21.5	16.5 – 21.5	16.5 – 21.5	16.5 – 21.5	Seat Height
16 – 18	16 – 18	16 – 18	16 – 18	Seat Depth
F5° – R10°	F8° – R18°	F5° – R10°	F8° – R18°	Seat Angle
19	19	19	19	Back Width
22 – 25	22 – 25	23 – 26	23 – 26	Back Height
105° – 120°	105° – 120°	105° – 120°	105° – 120°	Back Angle
3	3	3	3	Lumbar Range
26	26	26	26	Base Diameter
2 yd	2 yd	2 yd	2 yd	COM Yardage



Multi-purpose

All measurements are nominal and shown in inches.

How to Specify

Series Code	Select a Back	Select a Seat	Select an Arm	Select a Mech
GVE Guardian Chair 24/7	5 Mid Back (23h x 19w) 6 High Back (27h x 19w)	6 Medium Seat (19.5w x 18d) 7 Large Seat (22w x 18d)	0 4" Adjustable \$125 4 Swing \$295 5 No Arms \$0	8 Multi-tilt
GVE	5	6	0	8

Features Standard Features Add option code after model GVE5608-__-__-__

- Up to 11 active adjustments
- Standard with upholstered back outer
- Supports users up to 350 lbs
- 24/7 Continuous-shift with 5-year warranty
- Passive weight dispersion design
- Generous foam for optimal comfort
- Bullet resistant vest
- NIJ Level II compliant

- C0** Carpet Casters
- B0** 26" Black Base
- L3** 5" Cylinder
- S** Seat Slider

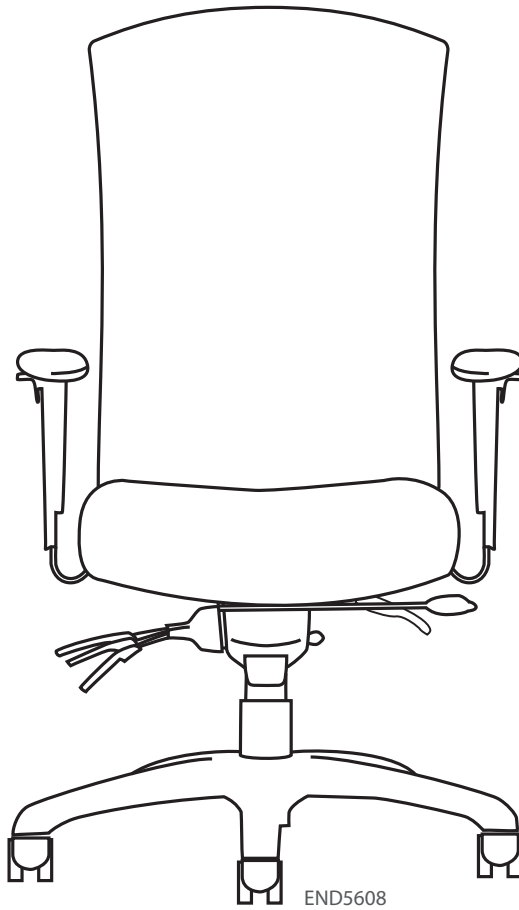
- D2** Adjustable Lumbar Support \$100
- N** N-dulgent® Memory Foam \$125
- N2** TheraGel™ Memory Foam \$200

- U1** Ballistic Upholstery Back Outer \$0
- C0** Carpet Casters \$0
- C1** Hard Floor Casters \$25

- B0** 26" Black \$0
- B7** 26" Black Aluminum \$100
- B14** 28" Intensive Use Black \$125
- L1** 3" Cylinder \$0
- L3** 5" Cylinder \$0





Multi-purpose



END5608

How to Specify

Series Code	Select a Back	Select a Seat	Select an Arm	pg 22	Select a Mech	pg 23
END N·dure™	Mesh Back 4 Not height adjustable (23.5h x 19.25w) Mid Back 5 (23h x 19w) High Back 6 (27h x 19w)	6 Medium Seat (19.5w x 18d) 7 Large Seat (22w x 18d)	0 4" Adjustable \$125 4 Swing \$295 5 No Arms \$0		8 Multi-tilt 	
END	5	6	0		8	



END5658	END5758	END6658	END6758	END4658	END4758
\$1,045	\$1,080	\$1,130	\$1,155	\$1,090	\$1,125
\$1,055	\$1,090	\$1,140	\$1,165	\$1,100	\$1,135
\$1,105	\$1,140	\$1,230	\$1,255	\$1,150	\$1,185
\$1,155	\$1,190	\$1,320	\$1,345	\$1,200	\$1,235
\$1,205	\$1,240	\$1,410	\$1,435	\$1,250	\$1,285
\$1,490	\$1,525	\$1,540	\$1,565	\$1,535	\$1,570
\$1,590	\$1,625	\$1,690	\$1,715	\$1,635	\$1,670

- Grade C
- Grade 1
- Grade 2
- Grade 3
- Grade 4
- Grade 5
- Grade 6

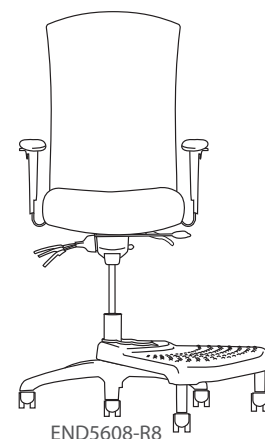


39 x 26 x 26	39 x 26 x 26	43 x 26 x 26	43 x 26 x 26	39.5 x 26 x 26	39.5 x 26 x 26
36 x 26 x 19	36 x 26 x 19	36 x 26 x 19	36 x 26 x 19	28 x 26 x 24	28 x 26 x 24
51.5 lbs	51.5 lbs	52 lbs	52 lbs	48 lbs	48.5 lbs
61.5 lbs	61.5 lbs	62 lbs	62 lbs	58 lbs	58.5 lbs
19.5	22	19.5	22	19.5	22
16.5 – 21.5	16.5 – 21.5	16.5 – 21.5	16.5 – 21.5	16.5 – 21.5	16.5 – 21.5
16 – 18	16 – 18	16 – 18	16 – 18	16 – 18	16 – 18
F5° – R10°	F8° – R18°	F5° – R10°	F8° – R18°	F6° – R11°	F8° – R18°
19	19	19	19	19	19
22 – 25	22 – 25	23 – 26	23 – 26	23	23
105° – 120°	105° – 120°	105° – 120°	105° – 120°	100° – 115°	100° – 115°
3	3	3	3	3	3
26	26	26	26	26	26
2 yd	2 yd	2 yd	2 yd	1 yd	1 yd

- Chair (HxWxD)
- Box (LxWxH)
- Chair Weight
- Shipping Weight
- Seat Width
- Seat Height
- Seat Depth
- Seat Angle
- Back Width
- Back Height
- Back Angle
- Lumbar Range
- Base Diameter
- COM Yardage

All measurements are nominal and shown in inches. Specs may differ for stools.

Multi-purpose



END5608-R8

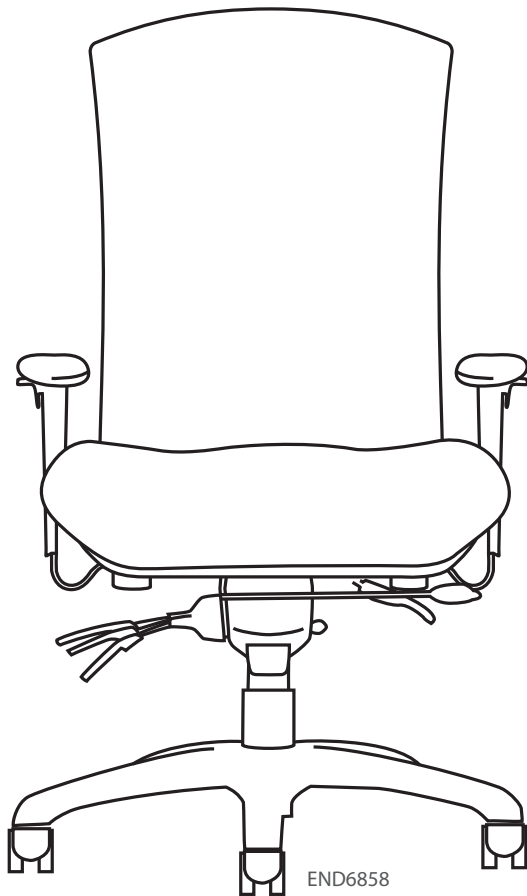
<h3 style="background-color: #333; color: white; padding: 5px;">Features</h3> <ul style="list-style-type: none"> Up to 11 active adjustments Standard with upholstered back outer Supports users up to 350 lbs 24/7 Continuous-shift with 5-year warranty available only on Ace & Spacer upholstery Passive weight dispersion design Generous foam for optimal comfort 3 headrest options 	<h3 style="background-color: #333; color: white; padding: 5px;">Standard Features</h3> <ul style="list-style-type: none"> CO Carpet Casters B0 26" Black Base L3 5" Cylinder S Seat Slider 	<h3 style="background-color: #333; color: white; padding: 5px;">Add option code after model END5608 -</h3> <table border="0" style="width: 100%;"> <tr> <td colspan="2">General</td> <td colspan="2">Casters/Glides</td> </tr> <tr> <td>CR Cleanroom to Class 100</td> <td>\$120</td> <td>CO Carpet Casters</td> <td>\$0</td> </tr> <tr> <td>D2 Adjustable Lumbar Support</td> <td>\$100</td> <td>C1 Hard Floor Casters</td> <td>\$25</td> </tr> <tr> <td colspan="4"><i>Not avail. on (4) back</i></td> </tr> <tr> <td>E ESD</td> <td>\$290</td> <td colspan="2">Bases</td> </tr> <tr> <td colspan="2"><i>Not avail. on (4) back; For avail. contact cs@np-us.com</i></td> <td>B0 26" Black</td> <td>\$0</td> </tr> <tr> <td>N N-dulgent® Memory Foam</td> <td>\$125</td> <td>B7 26" Black Aluminum</td> <td>\$100</td> </tr> <tr> <td>N2 TheraGel™ Memory Foam</td> <td>\$150</td> <td>B14 28" Intensive Use Black</td> <td>\$125</td> </tr> <tr> <td colspan="2">Finishes</td> <td colspan="2">Chair Cylinders</td> </tr> <tr> <td>U1 Ballistic Upholstery</td> <td>\$0</td> <td>L1 3" Cylinder</td> <td>\$0</td> </tr> <tr> <td colspan="2"><i>Back Outer Not avail. on (4) back</i></td> <td>L3 5" Cylinder</td> <td>\$0</td> </tr> <tr> <td colspan="2">Skins not available on Quick Ship</td> <td colspan="2">Headrests pg 6</td> </tr> <tr> <td>S1 Grade C or 1</td> <td>\$95</td> <td>HE Height Adjustable</td> <td>\$60</td> </tr> <tr> <td colspan="2"><i>Only available on (4) back in fabrics with 1,000,000+ double rubs</i></td> <td colspan="2"><i>Black Vinyl Only avail. on (4) back</i></td> </tr> <tr> <td></td> <td></td> <td>H5 Dual Pivot</td> <td>\$280</td> </tr> <tr> <td></td> <td></td> <td colspan="2"><i>Black Faux Leather Only avail. on (4) back</i></td> </tr> <tr> <td></td> <td></td> <td>H6 Dual Pivot</td> <td>\$280</td> </tr> <tr> <td></td> <td></td> <td colspan="2"><i>Matching Upholstery Only avail. on (5) & (6) back</i></td> </tr> </table>	General		Casters/Glides		CR Cleanroom to Class 100	\$120	CO Carpet Casters	\$0	D2 Adjustable Lumbar Support	\$100	C1 Hard Floor Casters	\$25	<i>Not avail. on (4) back</i>				E ESD	\$290	Bases		<i>Not avail. on (4) back; For avail. contact cs@np-us.com</i>		B0 26" Black	\$0	N N-dulgent® Memory Foam	\$125	B7 26" Black Aluminum	\$100	N2 TheraGel™ Memory Foam	\$150	B14 28" Intensive Use Black	\$125	Finishes		Chair Cylinders		U1 Ballistic Upholstery	\$0	L1 3" Cylinder	\$0	<i>Back Outer Not avail. on (4) back</i>		L3 5" Cylinder	\$0	Skins not available on Quick Ship		Headrests pg 6		S1 Grade C or 1	\$95	HE Height Adjustable	\$60	<i>Only available on (4) back in fabrics with 1,000,000+ double rubs</i>		<i>Black Vinyl Only avail. on (4) back</i>				H5 Dual Pivot	\$280			<i>Black Faux Leather Only avail. on (4) back</i>				H6 Dual Pivot	\$280			<i>Matching Upholstery Only avail. on (5) & (6) back</i>		<h3 style="background-color: #333; color: white; padding: 5px;">Stool Options</h3> <p>Stool Cylinders</p> <ul style="list-style-type: none"> L4 8" Cylinder \$55 L5 10" Cylinder \$55 <p>Footrings for stool cylinders only</p> <ul style="list-style-type: none"> R1 18" Black Plastic \$60 R2 20" Chrome \$80 <p>NeXtep® for stool cylinders only</p> <ul style="list-style-type: none"> R8 8" w/Casters \$185 R10 10" w/Casters \$185 R18 8"/10" w/Casters \$295 RW8 Wide 8" w/Casters \$295 RW10 Wide 10" w/Casters \$295 <p style="background-color: #eee; padding: 5px;">Also available w/glides.</p> <p style="background-color: #333; color: white; padding: 5px;">For additional stool options see page 77.</p>
General		Casters/Glides																																																																									
CR Cleanroom to Class 100	\$120	CO Carpet Casters	\$0																																																																								
D2 Adjustable Lumbar Support	\$100	C1 Hard Floor Casters	\$25																																																																								
<i>Not avail. on (4) back</i>																																																																											
E ESD	\$290	Bases																																																																									
<i>Not avail. on (4) back; For avail. contact cs@np-us.com</i>		B0 26" Black	\$0																																																																								
N N-dulgent® Memory Foam	\$125	B7 26" Black Aluminum	\$100																																																																								
N2 TheraGel™ Memory Foam	\$150	B14 28" Intensive Use Black	\$125																																																																								
Finishes		Chair Cylinders																																																																									
U1 Ballistic Upholstery	\$0	L1 3" Cylinder	\$0																																																																								
<i>Back Outer Not avail. on (4) back</i>		L3 5" Cylinder	\$0																																																																								
Skins not available on Quick Ship		Headrests pg 6																																																																									
S1 Grade C or 1	\$95	HE Height Adjustable	\$60																																																																								
<i>Only available on (4) back in fabrics with 1,000,000+ double rubs</i>		<i>Black Vinyl Only avail. on (4) back</i>																																																																									
		H5 Dual Pivot	\$280																																																																								
		<i>Black Faux Leather Only avail. on (4) back</i>																																																																									
		H6 Dual Pivot	\$280																																																																								
		<i>Matching Upholstery Only avail. on (5) & (6) back</i>																																																																									




N·dure™ 400



Multi-purpose



How to Specify

Series Code	Back	Select a Seat	Select an Arm	pg 22	Select a Chair Mech
END N·dure™	5 Mid Back (23h x 19w) 6 High Back (27h x 19w)	8 Large Seat (23w x 21d)	0 4" Adjustable \$125 4 Swing \$295 5 No Arms \$0		8 Multi-tilt 
END	5	8	0		8



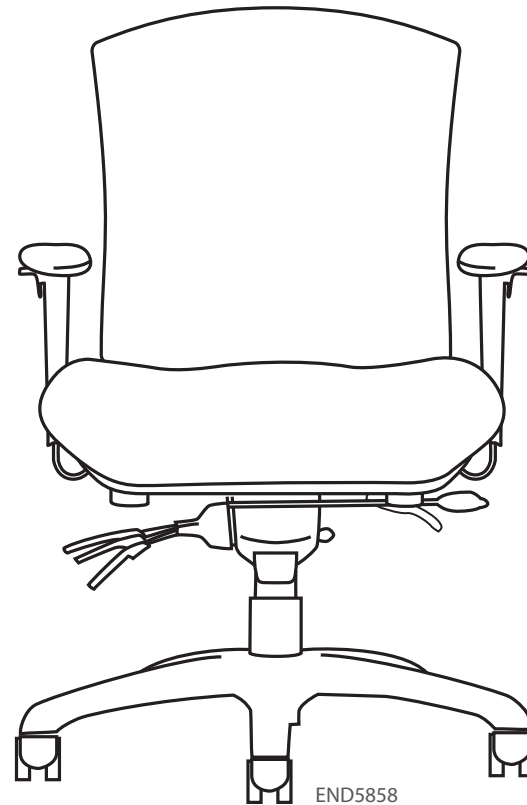
END5858	END6858
\$1,305	\$1,380
\$1,315	\$1,390
\$1,365	\$1,480
\$1,415	\$1,570
\$1,465	\$1,660
\$1,750	\$1,790
\$1,850	\$1,940

- Grade C
- Grade 1
- Grade 2
- Grade 3
- Grade 4
- Grade 5
- Grade 6



39 x 26 x 26	41 x 26 x 26	Chair (HxWxD)
28 x 26 x 24	28 x 26 x 24	Box (HxWxD)
59 lbs	59 lbs	Chair Weight
69 lbs	69 lbs	Shipping Weight
23	23	Seat Width
19.25 – 23.75	19.25 – 23.75	Seat Height
19 – 21	19 – 21	Seat Depth
F5° – R10°	F5° – R10°	Seat Angle
19	19	Back Width
20 – 23	22 – 25	Back Height
105° – 120°	105° – 120°	Back Angle
3	3	Lumbar Range
26	26	Base Diameter
3	3	COM Yardage

All measurements are nominal and shown in inches.



Multi-purpose

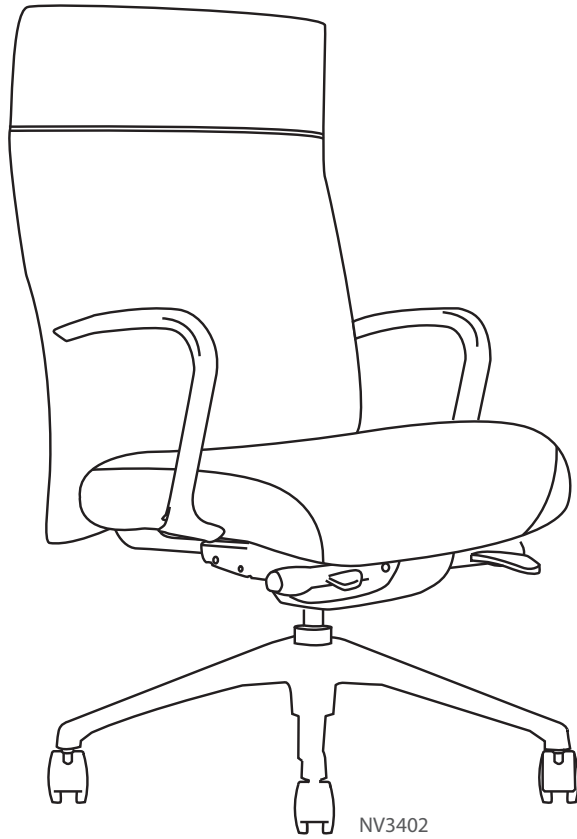
Features

- Up to 11 active adjustments
- Standard with upholstered back outer
- Supports users up to 400 lbs
- 24/7 Continuous-shift with 5-year warranty available only on Ace & Spacer upholstery
- Passive weight dispersion design
- Generous foam for optimal comfort


Standard Features

- C0** Carpet Casters
- B0** 26" Black Base
- L3** 5" Cylinder
- S** Seat Slider





How to Specify

Series Code	Select a Back	Select a Seat	Select an Arm	Select a Mech
NV NV™	3 High Back (27h x 19w) Pillow Top, 4 High Back (29h x 19.5w)	1 Pillow Top, Medium Seat (20.5w x 18.5d) 2 Pillow Top, Large Seat (20.5w x 19.5d) 4 Medium Seat (22w x 19d)	0 Polished Aluminum Loop \$0 2 Lateral Sliding \$0 5 No Arms (\$100)	2 Forward Pivot Synchro 
NV	4	1	2	2

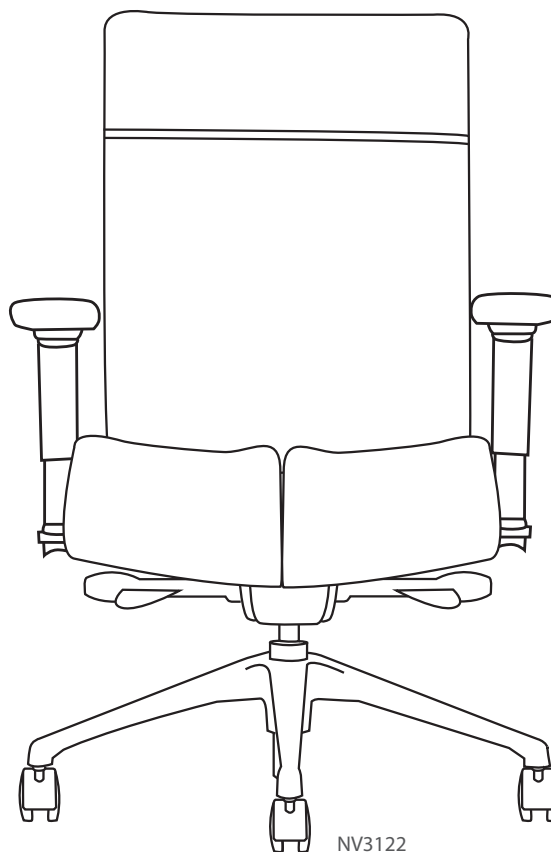
pg 23



NV3422	NV3122	NV3222	
\$1,340	\$1,390	\$1,440	Grade C
\$1,350	\$1,400	\$1,450	Grade 1
\$1,440	\$1,490	\$1,540	Grade 2
\$1,530	\$1,580	\$1,630	Grade 3
\$1,620	\$1,670	\$1,720	Grade 4
\$1,750	\$1,800	\$1,850	Grade 5 – (Ultraleather™)
\$1,900	\$1,950	\$2,000	Grade 6 – (Madras Leather™)
\$2,175	\$2,225	\$2,275	Grade 7 – (Eco-friendly Leather)

41.5 x 26 x 26	41.5 x 26 x 26	41.5 x 26 x 26	Chair (H x W x D)
28 x 28 x 42	28 x 28 x 42	28 x 28 x 42	Box (L x W x H)
45.5 lbs	45.5 lbs	45.5 lbs	Chair Weight
65.5 lbs	65.5 lbs	65.5 lbs	Shipping Weight
19.5	20.5	20.5	Seat Width
18 – 21	19.5 – 22.5	19.5 – 22.5	Seat Height
18.5 – 21.5	15.5 – 18.5	19 – 22	Seat Depth
F5° – R10°	F5° – R10°	F5° – R10°	Seat Angle
19	19	19	Back Width
23.5 – 27.5	23.5 – 27.5	23.5 – 27.5	Back Height
100° – 115°	100° – 115°	100° – 115°	Back Angle
4	4	4	Lumbar Range
26	26	26	Base Diameter
2 yd	2 yd	2 yd	COM Yardage

All measurements are nominal and shown in inches. Not available in Cloud 9™ or Revive™ Upholstery.



Multi-purpose

Features **Standard Features** **Add option code after model NV4122 - _ - _ -**

- Up to 13 active adjustments
- High back with built-in lumbar
- Contoured seat with split waterfall
- Passive weight dispersion design
- Removable inner pad in upper back
Only available on (4) back

- C0** Carpet Casters
- B16** 26" High Crown Black Base
- L1** 3" Cylinder
- 2** Lateral Sliding Arms
- S** Seat Slider

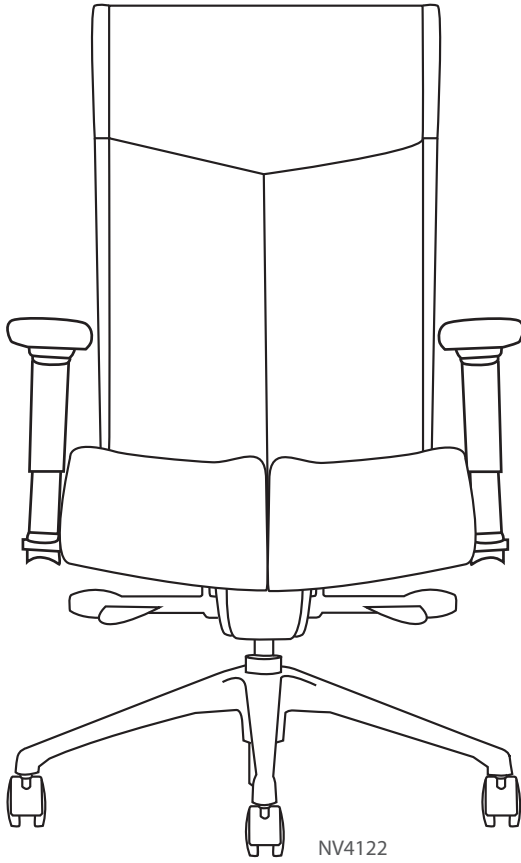
- General**
- D2** Adjustable Lumbar Support \$100
Not available on (3) back
- Finishes**
- J** Upholstered Arm Pad \$65
Only available on (2) arm
 - NS** No Seat Split (\$30)

- Casters/Glides**
- C0** Carpet Casters \$0
 - C1** Hard Floor Casters \$25
 - C8** Chrome Carpet Casters \$90
 - C9** Chrome Hard Floor Casters \$100

- Bases**
- B0** 26" Black \$0
 - B6** 26" Polished Aluminum \$140
 - B15** 26" High Crown Polished Aluminum \$55
 - B16** 26" High Crown Black \$0

- Cylinders**
- L3** 5" Cylinder \$0





	NV4422	NV4122	NV4222
Grade C	\$1,440	\$1,490	\$1,540
Grade 1	\$1,450	\$1,500	\$1,550
Grade 2	\$1,540	\$1,590	\$1,640
Grade 3	\$1,630	\$1,680	\$1,730
Grade 4	\$1,720	\$1,770	\$1,820
(Ultraleather™) – Grade 5	\$1,850	\$1,900	\$1,950
(Madras Leather™) – Grade 6	\$2,000	\$2,050	\$2,100
(Eco-friendly Leather) – Grade 7	\$2,275	\$2,325	\$2,375

	NV4422	NV4122	NV4222
(H x W x D) Chair	42 x 26 x 26	42 x 26 x 26	42 x 26 x 26
(L x W x H) Box	28 x 28 x 42	28 x 28 x 42	28 x 28 x 42
Chair Weight	46.5 lbs	46.5 lbs	46.5 lbs
Shipping Weight	66.5 lbs	66.5 lbs	66.5 lbs
Seat Width	19.5	20.5	20.5
Seat Height	18 – 21	19.5 – 22.5	19.5 – 22.5
Seat Depth	18.5 – 21	18 – 20.5	18 – 20.5
Seat Angle	F6° – 12°	F8° – R14°	F8° – R14°
Back Width	19	19	19
Back Height	24 – 28	23.5 – 27.5	23.5 – 27.5
Back Angle	98° – 114°	100° – 115°	100° – 115°
Lumbar Range	4	4	4
Base Diameter	26	26	26
COM Yardage	2.5 yd	2.5 yd	2.5 yd


All measurements are nominal and shown in inches.
Not available in Cloud 9™ or Revive™ Upholstery.



NVG2654	NVG2655	
\$975	\$1,040	Grade C
\$985	\$1,050	Grade 1
\$1,075	\$1,140	Grade 2
\$1,165	\$1,230	Grade 3
\$1,255	\$1,320	Grade 4
\$1,385	\$1,450	Grade 5
\$1,535	\$1,600	Grade 6

40 x 20.5 x 24	39.5 x 20.5 x 24	Chair (H x W x D)
		Box (L x W x H)
32lbs	35lbs	Chair Weight
42lbs	45lbs	Shipping Weight
19.5"	19.5"	Seat Width
18"	17.25"	Seat Height
19"	19"	Seat Depth
R3°	R4°	Seat Angle
19"	19"	Back Width
23"	23"	Back Height
102°	106°	Back Angle
N/A	N/A	Lumbar Range
20.5"	20.5"X23"	Base Diameter
2.5 yd	2.5 yd	COM Yardage

All measurements are nominal and shown in inches. Not available in Cloud 9™ or Revive™ Upholstery.



Multi-purpose

How to Specify

Series Code	Select a Back	Select a Seat	Select an Arm	Select a Base
NVG NV™ Guest	2 Low	6 Medium Seat <i>(19.5w x 18d)</i>	0 Polished Aluminium Loop \$140 2 Lateral Sliding \$140 5 No Arms 0 7 Chrome Loop \$75	4 4-leg 5 Sled
NVG	2	6	5	4

Add option code after model NVG2654 - _ - _ - _

General	
CB Chrome Base	\$95

Active sitting
Movement
Health
Relaxation
Well-being

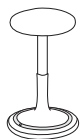


Active sitting with feedback

Modern living means mobility, change, and acceleration. Everything around us is in motion. The only thing that stays in place is us – and increasingly, our society is becoming a seated one.

If we do not move our bodies, we lose muscle tone, our posture deteriorates, and we tend to lose spirit and motivation. Let's get back to real everyday living, which will do us good. And let's start with how we sit.





ONGO101B

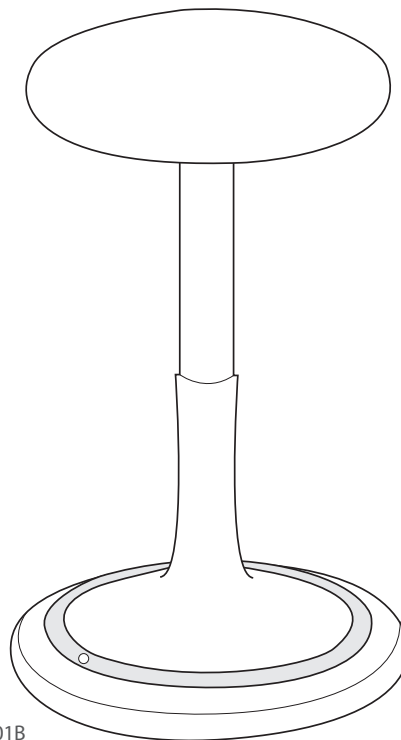
\$800

Black Knit **QS**

21.7 x 14.5 x 14.5	Chair (H x W x D)
17 x 17 x 23	Box (L x W x H)
13 lbs	Chair Weight
23 lbs	Shipping Weight
14.5	Seat Diameter
21.7 - 30.3	Seat Height

All measurements are nominal and shown in inches.

Multi-purpose



ONGO101B

Features

- Height adjustable with a high-quality gas spring
- Easy to handle & lightweight

Standard Features

Body	Black
Upholstery	Black

Options

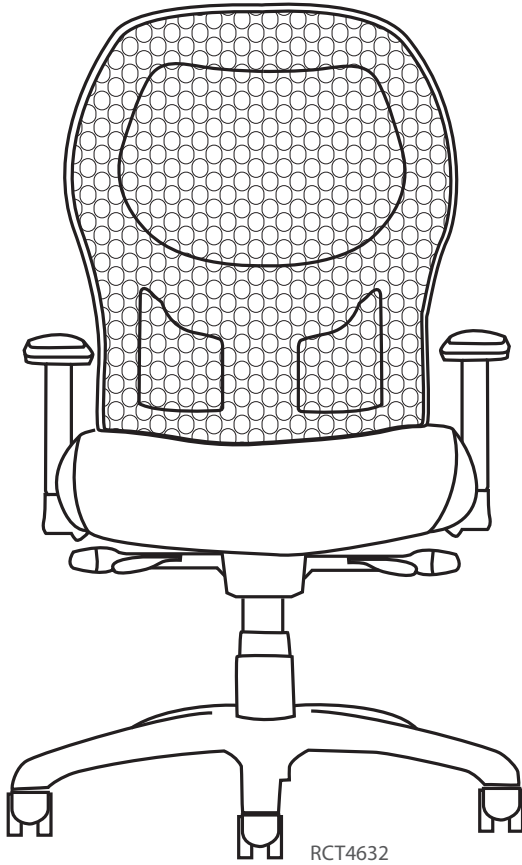
Skins **QS**

Light Green	\$50
Light Blue	\$50
Violet	\$50
Red	\$50



Right Chair®

Multi-purpose



RCT4632

OS



	Forward Pivot Synchro		Multi-tilt	
	RCT4652	RCT4752	RCT4656	RCT4756
Grade C	\$815	\$865	\$890	\$940
Grade 1	\$825	\$875	\$900	\$950
Grade 2	\$875	\$925	\$950	\$1,000
Grade 3	\$925	\$975	\$1,000	\$1,050
Grade 4	\$975	\$1,025	\$1,050	\$1,100
Grade 5	\$1,260	\$1,310	\$1,335	\$1,385
Grade 6	\$1,360	\$1,410	\$1,435	\$1,485

(H x W x D) Chair	40.5 x 26 x 26	40.5 x 26 x 26	39.5 x 26 x 26	39.5 x 26 x 26
(L x W x H) Box	28 x 26 x 24	28 x 26 x 24	28 x 26 x 24	28 x 26 x 24
Chair Weight	37 lbs	37 lbs	48 lbs	48.5 lbs
Shipping Weight	47 lbs	47 lbs	58 lbs	58.5 lbs
Seat Width	19.5	22	19.5	22
Seat Height	16.5 – 21.5	16.5 – 21.5	15.25 – 20.25	15.25 – 20.25
(OPTIONAL) Seat Depth	16.5 – 19.5	16.5 – 19.5	16 – 18	19 – 21
Seat Angle	F5° – R14°	F5° – R14°	F6° – R11°	F8° – R18°
Back Width	19	19	19	19
Back Height	23	23	23	23
Back Angle	102° – 120°	102° – 120°	100° – 115°	100° – 115°
Lumbar Range	3	3	3	3
Base Diameter	26	26	26	26
COM Yardage	1 yd	1 yd	1 yd	1 yd

All measurements are nominal and shown in inches.

How to Specify

Series Code	Back	Select a Seat	Select an Arm <small>pg 22</small>	Select a Mech <small>pg 23</small>
RCT Right Chair	4 Mesh Back (23.5h x 19.25w)	6 Medium Seat (19.5w x 18d) 7 Large Seat (22w x 18d)	2 Lateral Sliding \$140 3 3" Adjustable \$75 5 No Arms \$0 9 5-way Adjustable \$150	2 Forward Pivot Synchro 6 Multi-tilt
RCT	4	6	3	2

Forward Pivot Synchro	Multi-tilt
	
RCT5352	RCT5356
\$900	\$975

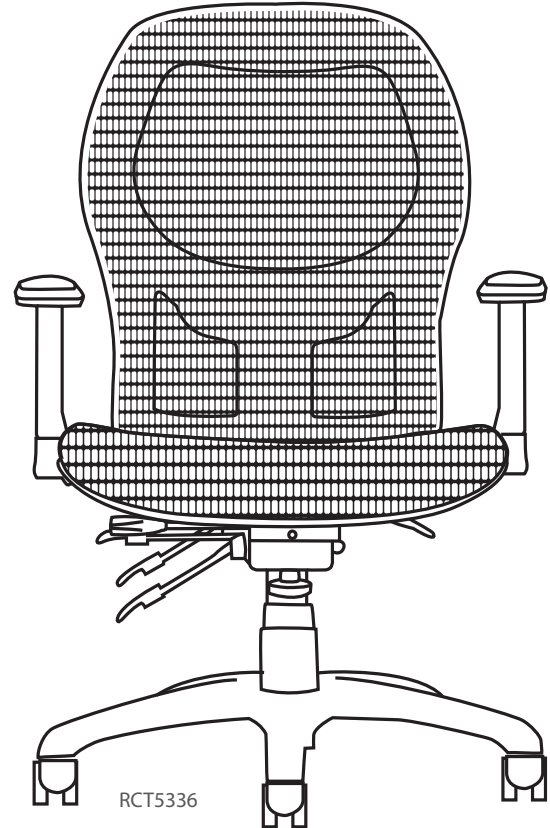
Mesh **QS**

Right Chair®

Multi-purpose

40.5 x 26 x 26	39.5 x 26 x 26	Chair (H x W x D)
28 x 26 x 24	28 x 26 x 24	Box (L x W x H)
41 lbs	41.5 lbs	Chair Weight
51 lbs	51.5 lbs	Shipping Weight
20	20	Seat Width
16.5 – 21.5	15.25 – 20.25	Seat Height
16.5 – 19.5	16.5 – 19	Seat Depth (OPTIONAL)
F1° – R5°	F6° – R11°	Seat Angle
19	19	Back Width
24	24	Back Height
100° – 120°	95° – 112°	Back Angle
3	3	Lumbar Range
26	26	Base Diameter
NA	NA	COM Yardage

All measurements are nominal and shown in inches.



RCT5336

Features

- Up to 13 active adjustments
- High back & contoured seat design
- Mesh seat or upholstered seat
- Passive weight dispersion design
- Generous foam for optimal comfort
- 2 headrest options

Standard Features

- C0** Carpet Casters
- B0** 26" Black Base
- L3** 5" Cylinder

Option Codes for RCT4632 - _ - _ - _

General

- F** Fring® Footrest \$50
Only available on (B0)
- N** N-dulgent® Memory Foam \$75
Only available on (6) & (7) seat
- N2** TheraGel™ Memory Foam \$150
Only available on (5) & (6) seat
- S** Seat Slider \$75
- Z1** Connexion® Arm \$750
Not available on (3) seat

Skins not available on Quick Ship

- S1** Grade C or 1 \$95
- S2** Grade 2 \$135
- S5** Ultraleather™ \$250

Casters/Glides

- C0** Carpet Casters \$0
- C1** Hard Floor Casters \$25
- C2** Glides \$25

Bases

- B0** 26" Black \$0
- B6** 26" Polished Aluminum \$140

Cylinders

- L1** 3" Cylinder \$0
- L3** 5" Cylinder \$0

Headrests pg 6

- HE** Height Adjustable \$60
Black Vinyl
- H5** Dual Pivot \$280
Black Faux Leather



Right Chair® Stool

Basic

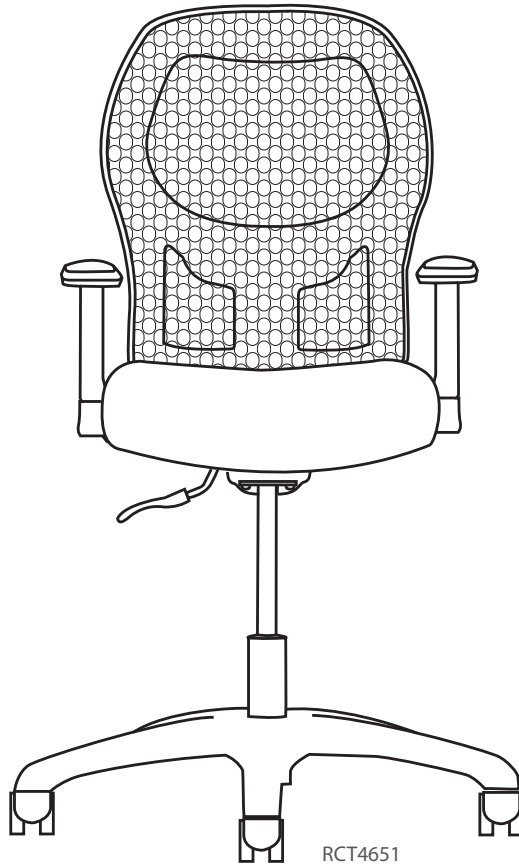


RCT4651 **RCT4751**

Grade	RCT4651	RCT4751
Grade C	\$830	\$880
Grade 1	\$840	\$890
Grade 2	\$890	\$940
Grade 3	\$940	\$990
Grade 4	\$990	\$1,040
Grade 5	\$1,275	\$1,325
Grade 6	\$1,375	\$1,425

(HxWxD) Chair	44.5 x 26 x 26	44.5 x 26 x 26
(LxWxH) Box	28 x 26 x 24	28 x 26 x 24
Chair Weight	34.5 lbs	34.5 lbs
Shipping Weight	44.5 lbs	44.5 lbs
Seat Width	19.5	22
Seat Height	21 – 29	21.25 – 29.25
(OPTIONAL) Seat Depth	17 – 18	17 – 18
Seat Angle	R4°	R4°
Back Width	19	19
Back Height	23	23
Back Angle	102°	102°
Lumbar Range	3	3
Base Diameter	26	26
COM Yardage	1 yd	1 yd

All measurements are nominal and shown in inches.



RCT4651





Multi-purpose

How to Specify

Series Code	Back	Select a Seat	Select an Arm	pg 20	Select a Mech	pg 21
RCT Right Chair Stool	4 Mesh Back (23.5h x 19.25w)	6 Medium Seat (19.5w x 18d) 7 Large Seat (22w x 18d)	2 Lateral Sliding \$140 3 3" Adjustable \$75 5 No Arms \$0 9 5-way Adjustable \$150		1 Basic 8 Standard w/Seat Slider 9 Deluxe-tilt w/Seat Slider	
RCT	4	6	3		8	

Right Chair® Stool

Multi-purpose

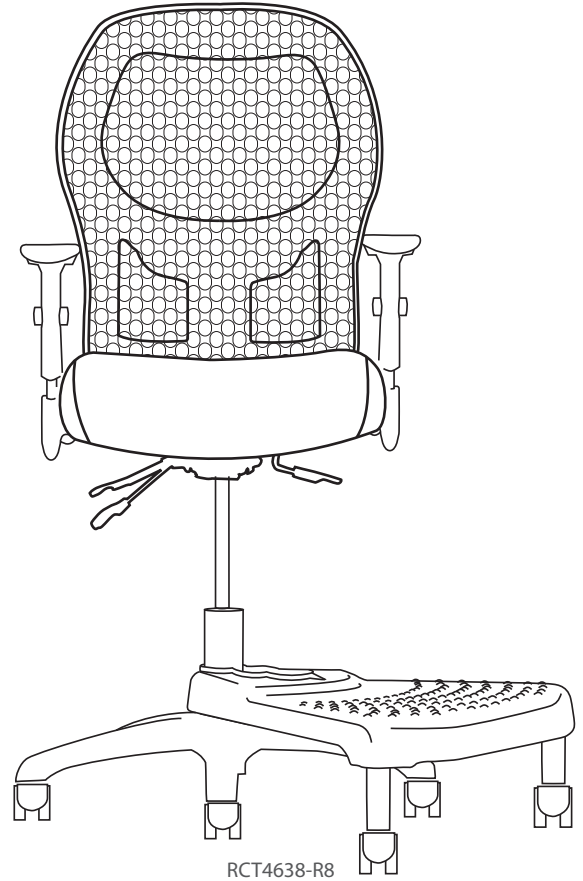
Standard		Deluxe-tilt	
			
RCT4658	RCT4758	RCT4659	RCT4759
\$850	\$900	\$870	\$920
\$860	\$910	\$880	\$930
\$910	\$960	\$930	\$980
\$960	\$1,010	\$980	\$1,030
\$1,010	\$1,060	\$1,030	\$1,080
\$1,295	\$1,345	\$1,315	\$1,365
\$1,395	\$1,445	\$1,415	\$1,465

45 x 26 x 26	45 x 26 x 26	45 x 26 x 26	45 x 26 x 26
28 x 26 x 24	28 x 26 x 24	28 x 26 x 24	28 x 26 x 24
45.5 lbs	45.5 lbs	46 lbs	46 lbs
55.5 lbs	55.5 lbs	56 lbs	56 lbs
19.5	22	19.5	22
22.5 – 30.5	22.5 – 30.5	22.5 – 30.5	22.5 – 30.5
15.5 – 17.5	15.5 – 17.5	15.5 – 17.5	15.5 – 17.5
R3°	R3°	R4°	R4°
19	19	19	19
23	23	23	23
95° – 99°	95° – 99°	95° – 99°	95° – 99°
3	3	3	3
26	26	26	26
1 yd	1 yd	1 yd	1 yd

All measurements are nominal and shown in inches.

- Grade C
- Grade 1
- Grade 2
- Grade 3
- Grade 4
- Grade 5
- Grade 6

- Chair (H x W x D)
- Box (L x W x H)
- Chair Weight
- Shipping Weight
- Seat Width
- Seat Height
- Seat Depth (OPTIONAL)
- Seat Angle
- Back Width
- Back Height
- Back Angle
- Lumbar Range
- Base Diameter
- COM Yardage



Features

- High back & contoured seat design
- Mesh seat or upholstered seat
- Passive weight dispersion design
- Generous foam for optimal comfort
- 2 headrest options

Standard Features

- C0** Carpet Casters
- B0** 26" Black Base
- L4** 8" Cylinder

Add option code after model RCT4638 - _ _ _

General

- F** Fring® Footrest \$50
Only available on (B0)
- N** N-dulgent® Memory Foam \$75
Only available on (6) & (7) seat
- N2** TheraGel™ Memory Foam \$150
Only available on (5) & (6) seat
- Z1** Connexion® Arm \$750
Not available on (3) seat

Skins not available on Quick Ship

- S1** Grade C or 1 \$95
- S2** Grade 2 \$135
- S5** Ultraleather™ \$250

Casters/Glides

- C0** Carpet Casters \$0
- C1** Hard Floor Casters \$25
- C2** Glides \$25

Bases

- B0** 26" Black \$0
- B6** 26" Polished Aluminum \$140

Chair Cylinders

- L1** 3" Cylinder \$0
- L3** 5" Cylinder \$0

Stool Cylinders

- L4** 8" Cylinder \$0
- L5** 10" Cylinder \$0
- L7** 7" Cylinder \$0

Headrests

pg 6

- HE** Height Adjustable \$60
Black Vinyl
- H5** Dual Pivot \$280
Black Faux Leather

Footrings for stool cylinders only

- R1** 18" Black Plastic \$60
- R2** 20" Chrome \$80

NeXtep® for stool cylinders only

- R8** 8" w/Casters \$185
- R10** 10" w/Casters \$185
- R18** 8"/10" w/Casters \$295
- RW8** Wide 8" w/Casters \$295
- RW10** Wide 10" w/Casters \$295

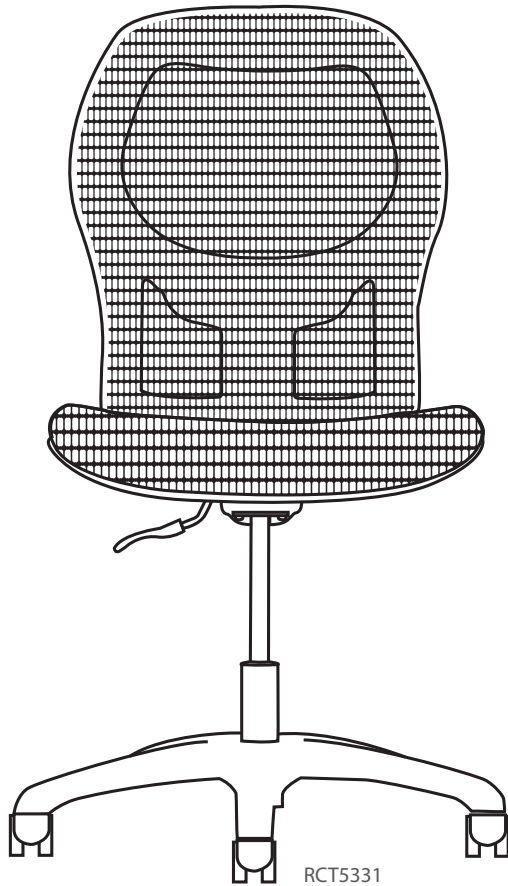
Also available w/glides.



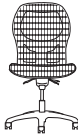
For additional stool options see page 77.



Right Chair® Stool

Multi-purpose



Basic	Standard	Deluxe-tilt
		
RCT5351	RCT5358	RCT5359
\$990	\$1,010	\$1,030

QS Mesh


(H x W x D) Chair	44.5 x 26 x 26	45 x 26 x 26	45 x 26 x 26
(L x W x H) Box	28 x 26 x 24	28 x 26 x 24	28 x 26 x 24
Chair Weight	34.5 lbs	45.5 lbs	46 lbs
Shipping Weight	44.5 lbs	55.5 lbs	56 lbs
Seat Width	20	20	20
Seat Height	20.75 – 28.75	21.5 – 29.5	21.5 – 29.5
(OPTIONAL) Seat Depth	17.75 – 18.75	16 – 18	15.5 – 17.5
Seat Angle	R4°	R3°	R4°
Back Width	19	19	19
Back Height	23	23	23
Back Angle	102°	95° – 99°	95° – 99°
Lumbar Range	3	3	3
Base Diameter	26	26	26
COM Yardage	NA	NA	NA

All measurements are nominal and shown in inches.

How to Specify

Series Code	Back	Select a Seat	Select an Arm	pg 20	Select a Mech	pg 21
RCT Right Chair Stool	5 Mesh Back (23.5h x 19.25w)	3 Mesh Seat (19.5w x 18d)	2 Lateral Sliding \$140		1 Basic	
			3 3" Adjustable \$75		8 Standard w/Seat Slider	
			5 No Arms \$0		9 Deluxe-tilt w/Seat Slider	
			9 5-way Adjustable \$150			
RCT	4	6	3		8	

Right Chair® Guest

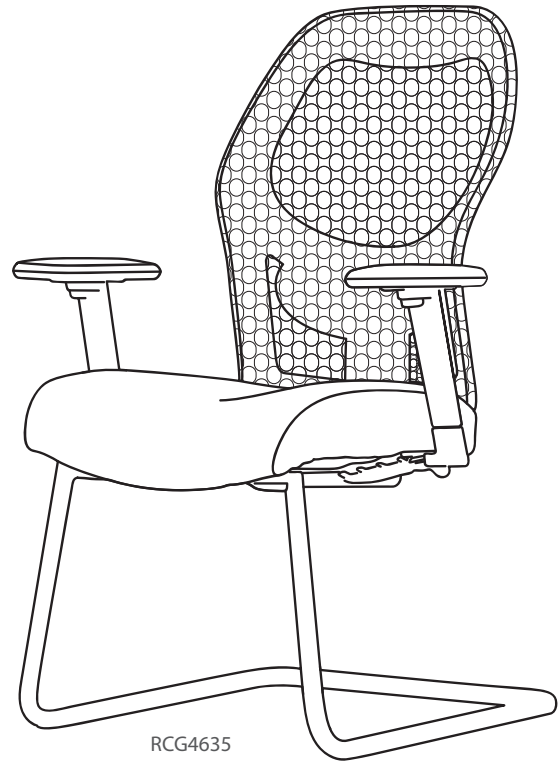


RCG4654	RCG4655
\$695	\$760
\$705	\$770
\$755	\$820
\$805	\$870
\$855	\$920
\$1,140	\$1,205
\$1,240	\$1,305

Grade C
Grade 1
Grade 2
Grade 3
Grade 4
Grade 5
Grade 6

40 x 20.5 x 24	39.5 x 20.5 x 24	Chair (HxWxD)
		Box (LxWxH)
28lbs	31lbs	Chair Weight
38lbs	41lbs	Shipping Weight
19.5"	19.5"	Seat Width
18	17.25	Seat Height
17.5	17.5	Seat Depth
R3°	R4°	Seat Angle
19	19	Back Width
23	23	Back Height
100°	102°	Back Angle
3	3	Lumbar Range
20.5	20.5 x 23	Base Diameter
NA	NA	COM Yardage

All measurements are nominal and shown in inches.



RCG4635

Multi-purpose

How to Specify

Series Code	Select a Back	Select a Seat	Select an Arm	Select a Base
RCG Right Chair Guest	4 Mesh Back (23.5h x 19.25w)	6 Medium Seat (19.5w x 18d)	3 3" Adjustable \$75 5 No Arm 0 6 C Loop \$75 7 Chrome Loop \$75	4 4-leg 5 Sled
RCG	4	6	5	4

Add option code after model RCG4635 - _ - _ - _

General

CB Chrome Base \$95

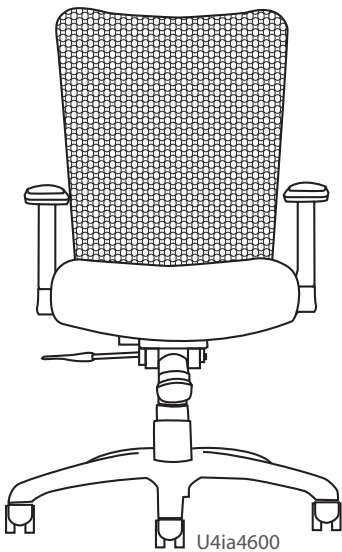


- Grade C
- Grade 1
- Grade 2
- Grade 3
- Grade 4
- Grade 5
- Grade 6

	U4ia3650	U4ia3750	U4ia4650	U4ia4750	U4ia5650	U4ia5750	U4ia6650	U4ia6750
Grade C	\$645	\$695	\$665	\$715	\$745	\$795	\$765	\$815
Grade 1	\$655	\$705	\$675	\$725	\$755	\$805	\$775	\$825
Grade 2	\$705	\$755	\$725	\$775	\$805	\$855	\$825	\$875
Grade 3	\$755	\$805	\$775	\$825	\$855	\$905	\$875	\$925
Grade 4	\$805	\$855	\$825	\$875	\$905	\$955	\$925	\$975
Grade 5	\$1,090	\$1,140	\$1,110	\$1,160	\$1,190	\$1,240	\$1,210	\$1,260
Grade 6	\$1,190	\$1,240	\$1,210	\$1,260	\$1,290	\$1,340	\$1,310	\$1,360

(HxWxD) Chair	32 x 26 x 26	32 x 26 x 26	38.5 x 26 x 26	38.5 x 26 x 26	33 x 26 x 26	33 x 26 x 26	39.5 x 26 x 26	39.5 x 26 x 26
(LxWxH) Box	36 x 26 x 19	36 x 26 x 19	36 x 26 x 19	36 x 26 x 19	36 x 26 x 19	36 x 26 x 19	36 x 26 x 19	36 x 26 x 19
Chair Weight	34 lbs	36 lbs	34.5 lbs	36.5 lbs	34 lbs	36 lbs	34.5 lbs	36.5 lbs
Shipping Weight	44 lbs	46 lbs	44.5 lbs	46.5 lbs	44 lbs	46 lbs	44.5 lbs	46.5 lbs
Seat Width	19.5	22	19.5	22	19.5	22	19.5	22
Seat Height	17.5 – 20.25	18 – 21	17.5 – 20.5	18 – 21	17.5 – 20.5	18 – 21	17.5 – 20.5	18 – 21
(OPTIONAL) Seat Depth	17.5	17.5	17.5	17.5	17	17	17	17
Seat Angle	F5° – R10°	F6° – R11°	F5° – R10°	F6° – R11°	F5° – R10°	F5° – R11°	F5° – R10°	F6° – R11°
Back Width	18	18	19	19	19	19	19.5	19.5
Back Height	17 – 20	17 – 20	21 – 24	21 – 24	17.5 – 20.5	17.5 – 20.5	21.5 – 24.5	21.5 – 24.5
Back Angle	100° – 115°	100° – 115°	100° – 115°	100° – 115°	100° – 115°	100° – 115°	100° – 115°	100° – 115°
Lumbar Range	3	3	3	3	3	3	3	3
Base Diameter	26	26	26	26	26	26	26	26
COM Yardage	1 yd	1 yd	1 yd	1 yd	2 yd	2 yd	2 yd	2 yd

All measurements are nominal and shown in inches.



How to Specify

Series Code	Select a Back	Select a Seat	Select an Arm	pg 22	Select a Mech	pg 23
U4ia U4ia	<ul style="list-style-type: none"> 3 Low Mesh Back (22h x 18w) 4 Mid Mesh Back (25h x 19w) 5 Low Uph. Back (22.5h x 18.5w) 6 Mid Uph. Back (25.5h x 19.25w) 	<ul style="list-style-type: none"> 6 Medium Seat (19.5w x 18d) 7 Large Seat (22w x 19d) 	<ul style="list-style-type: none"> 0 4" Adjustable \$125 1 4" Adjustable w/Pivot \$150 2 Lateral Sliding \$140 3 3" Adjustable \$75 4 Swing \$295 5 No Arms \$0 6 C Loop \$75 7 Chrome Loop \$75 9 5-way Adjustable \$150 		<ul style="list-style-type: none"> 0 Knee-tilt 2 Forward Pivot Synchro 	
U4ia	4	6	0		0	



U4ia3652	U4ia3752	U4ia4652	U4ia4752	U4ia5652	U4ia5752	U4ia6652	U4ia6752
\$745	\$795	\$765	\$815	\$845	\$895	\$865	\$915
\$755	\$805	\$775	\$825	\$855	\$905	\$875	\$925
\$805	\$855	\$825	\$875	\$905	\$955	\$925	\$975
\$855	\$905	\$875	\$925	\$955	\$1,005	\$975	\$1,025
\$905	\$955	\$925	\$975	\$1,005	\$1,055	\$1,025	\$1,075
\$1,190	\$1,240	\$1,210	\$1,260	\$1,290	\$1,340	\$1,310	\$1,360
\$1,290	\$1,340	\$1,310	\$1,360	\$1,390	\$1,440	\$1,410	\$1,460

- Grade C
- Grade 1
- Grade 2
- Grade 3
- Grade 4
- Grade 5
- Grade 6



35 x 26 x 26.5	35 x 26 x 26	38 x 26 x 26	38 x 26 x 26	36 x 26 x 26	36 x 26 x 26	39 x 26 x 26	39 x 26 x 26
36 x 26 x 19	36 x 26 x 19	36 x 26 x 19	36 x 26 x 19	36 x 26 x 19	36 x 26 x 19	36 x 26 x 19	36 x 26 x 19
35.5 lbs	35.5 lbs	36 lbs	36 lbs	36.5 lbs	36.5 lbs	37 lbs	37 lbs
45.5 lbs	45.5 lbs	46 lbs	46 lbs	46.5 lbs	46.5 lbs	47 lbs	47 lbs
19.5	22	19.5	22	19.5	22	19.5	22
16.5 - 21.5	16.5 - 21.5	16.5 - 21.5	16.5 - 21.5	16.5 - 21.5	16.5 - 21.5	16.5 - 21.5	16.5 - 21.5
16.5 - 19	16.5 - 19	16.5 - 19	16.5 - 19	16.5 - 19	16.5 - 19	16.5 - 19	16.5 - 19
F5° - R15°	F5° - R15°	F5° - R15°	F5° - R15°	F5° - R15°	F5° - R15°	F5° - R15°	F5° - R15°
18	18	19	19	19	19	19.5	19.5
17 - 20	17 - 20	20.5 - 23.5	20.5 - 23.5	16.5 - 19.5	16.5 - 19.5	20 - 23	20 - 23
102° - 120°	102° - 120°	100° - 128°	100° - 128°	102° - 120°	102° - 120°	100° - 115°	100° - 115°
3	3	3	3	3	3	3	3
26	26	26	26	26	26	26	26
1 yd	1 yd	1 yd	1 yd	2 yd	2 yd	2 yd	2 yd

- Chair (H x W x D)
- Box (L x W x H)
- Chair Weight
- Shipping Weight
- Seat Width
- Seat Height
- Seat Depth (OPTIONAL)
- Seat Angle
- Back Width
- Back Height
- Back Angle
- Lumbar Range
- Base Diameter
- COM Yardage

All measurements are nominal and shown in inches.

Features

- Up to 13 active adjustments
- Mesh or upholstered back options
- Passive weight dispersion design
- Generous foam for optimal comfort

Standard Features

Knee-tilt

- C0** Carpet Casters
- B0** 26" Black Base
- L1** 3" Cylinder
- M0** Black Blurr Mesh

Forward Pivot Synchro

- C0** Carpet Casters
- B0** 26" Black Base
- L3** 5" Cylinder
- M0** Black Blurr Mesh

Add option code after model U4ia4600 - _ - _ -

General

- F** Fring® Footrest \$50
Only available on (B0)
- N** N-dulgent® Memory Foam \$75
Seat only
- N2** TheraGel™ Memory Foam \$150
Seat only
- S** Seat Slider \$75
Only available on (2) mech
- Z1** Connexion® Arm \$750
Not available with (6) & (7) arm

Finishes

- NR** Non-removable upholstered back \$0
Only available on (5) & (6) back

Mesh Color

- M0** Black Blurr \$0
- M1** London (Navy) \$25
- M2** Cognac (Red) \$25
- M3** Mocha (Brown) \$25
- M4** Ivory \$25
- M5** Silver \$25

Skins not available on Quick Ship

- S1** Grade C or 1 \$100
- S2** Grade 2 \$250
- S5** Ultraleather™ \$250
- SU** Stitched Ultraleather™ \$275

Casters/Glides

- C0** Carpet Casters \$0
- C1** Hard Floor Casters \$25
- C2** Glides \$25

Bases

- B0** 26" Black \$0
- B6** 26" Polished Aluminum \$140

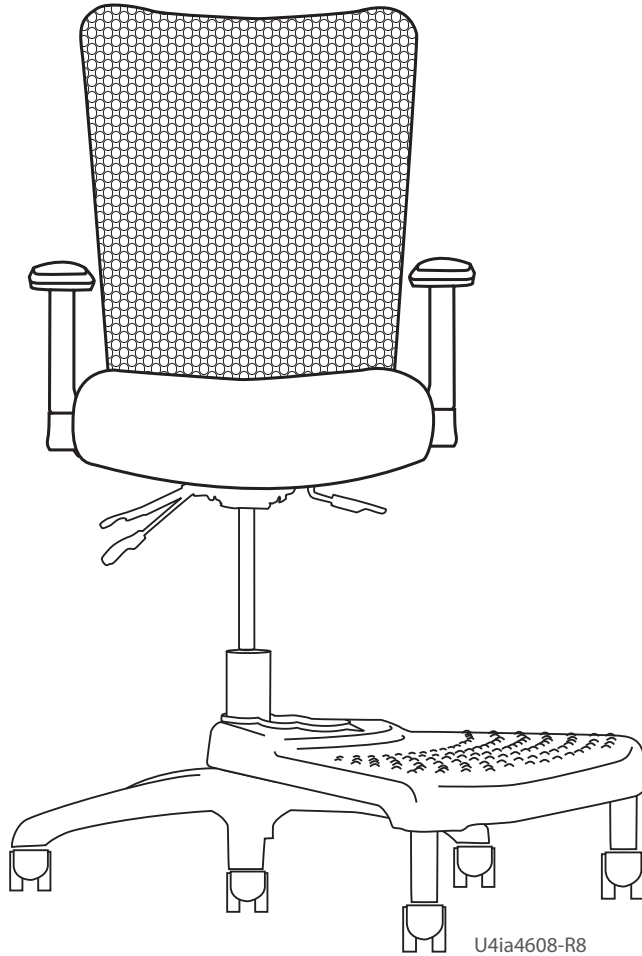
Cylinders

- L1** 3" Cylinder \$0
- L3** 5" Cylinder \$0



U4ia® Stool

Multi-purpose



U4ia4608-R8

How to Specify

Series Code	Select a Back	Select a Seat	Select an Arm <small>pg 22</small>	Select a Mech <small>pg 23</small>
U4ia U4ia Stool	<ul style="list-style-type: none"> 3 Low Mesh Back (22h x 18w) 4 Mid Mesh Back (25h x 19w) 5 Low Uph. Back (22.5h x 18.5w) 6 Mid Uph. Back (25.5h x 19.25w) 	<ul style="list-style-type: none"> 6 Medium Seat (19.5w x 18d) 7 Large Seat (22w x 19d) 	<ul style="list-style-type: none"> 0 4" Adjustable \$125 1 4" Adjustable w/Pivot \$150 2 Lateral Sliding \$140 3 3" Adjustable \$75 4 Swing \$295 5 No Arms \$0 6 C Loop \$75 7 Chrome Loop \$75 9 5-way Adjustable \$150 	<ul style="list-style-type: none"> 1 Basic 8 Standard w/Seat Slider 9 Deluxe-tilt w/Seat Slider
U4ia	4	6	0	8



U4ia3651	U4ia3751	U4ia4651	U4ia4751	U4ia5651	U4ia5751	U4ia6651	U4ia6751
\$760	\$810	\$780	\$830	\$860	\$910	\$880	\$930
\$770	\$820	\$790	\$840	\$870	\$920	\$890	\$940
\$820	\$870	\$840	\$890	\$920	\$970	\$940	\$990
\$870	\$920	\$890	\$940	\$970	\$1,020	\$990	\$1,040
\$920	\$970	\$940	\$990	\$1,020	\$1,070	\$1,040	\$1,090
\$1,205	\$1,255	\$1,225	\$1,275	\$1,305	\$1,355	\$1,325	\$1,375
\$1,305	\$1,355	\$1,325	\$1,375	\$1,405	\$1,455	\$1,425	\$1,475

- Grade C
- Grade 1
- Grade 2
- Grade 3
- Grade 4
- Grade 5
- Grade 6



39 x 26 x 26	39 x 26 x 26	42.5 x 26 x 26	42.5 x 26 x 26	39.5 x 26 x 26	39.5 x 26 x 26	43 x 26 x 26	43 x 26 x 26	Chair (H x W x D)
36 x 26 x 19	36 x 26 x 19	36 x 26 x 19	36 x 26 x 19	36 x 26 x 19	36 x 26 x 19	36 x 26 x 19	36 x 26 x 19	Box (L x W x H)
31 lbs	31 lbs	32 lbs	32 lbs	31.5 lbs	31.5 lbs	32.5 lbs	31.5 lbs	Chair Weight
41 lbs	41 lbs	42 lbs	42 lbs	41.5 lbs	41.5 lbs	42.5 lbs	41.5 lbs	Shipping Weight
19.5	22	19.5	22	19.5	22	19.5	22	Seat Width
21.5 – 29.5	21.5 – 29.5	21.5 – 29.5	21.5 – 29.5	21.5 – 29.5	21.5 – 29.5	21.5 – 29.5	21.5 – 29.5	Seat Height
17 – 18	17 – 18	17 – 18	17 – 18	17.5 – 18.5	17.5 – 18.5	17.5 – 18.5	17.5 – 18.5	Seat Depth (OPTIONAL)
R4°	R4°	R4°	R4°	R4°	R4°	R4°	R4°	Seat Angle
18	18	19	19	19	19	19.5	19.5	Back Width
18.5	18.5	22	22	19	19	22.5	22.5	Back Height
101°	101°	97°	97°	97°	97°	97°	97°	Back Angle
NA	NA	NA	NA	NA	NA	NA	NA	Lumbar Range
26	26	26	26	26	26	26	26	Base Diameter
1 yd	1 yd	1 yd	1 yd	2 yd	2 yd	2 yd	2 yd	COM Yardage

All measurements are nominal and shown in inches.

Features

- Mesh or upholstered back options
- Passive weight dispersion design
- Generous foam for optimal comfort
- Back height not available

Standard Features

- CO** Carpet Casters
- BO** 26" Black Base
- L4** 8" Cylinder
- MO** Black Blurr Mesh



U4ia® Stool

Knee-tilt



	U4ia3658	U4ia3758	U4ia4658	U4ia4758	U4ia5658	U4ia5758	U4ia6658	U4ia6758
Grade C	\$780	\$830	\$800	\$850	\$880	\$930	\$900	\$950
Grade 1	\$790	\$840	\$810	\$860	\$890	\$940	\$910	\$960
Grade 2	\$840	\$890	\$860	\$910	\$940	\$990	\$960	\$1,010
Grade 3	\$890	\$940	\$910	\$960	\$990	\$1,040	\$1,010	\$1,060
Grade 4	\$940	\$990	\$960	\$1,010	\$1,040	\$1,090	\$1,060	\$1,110
Grade 5	\$1,225	\$1,275	\$1,245	\$1,295	\$1,325	\$1,375	\$1,345	\$1,395
Grade 6	\$1,325	\$1,375	\$1,345	\$1,395	\$1,425	\$1,475	\$1,445	\$1,495

QS

Grade C
Grade 1
Grade 2
Grade 3
Grade 4
Grade 5
Grade 6

Multi-purpose

(H x W x D) Chair	41 x 26 x 26	41 x 26 x 26	44.5 x 26 x 26	44.5 x 26 x 26	41.5 x 26 x 26	41.5 x 26 x 26	45 x 26 x 26	45 x 26 x 26
(L x W x H) Box	36 x 26 x 19	36 x 26 x 19	36 x 26 x 19	36 x 26 x 19	36 x 26 x 19	36 x 26 x 19	36 x 26 x 19	36 x 26 x 19
Chair Weight	39 lbs	39 lbs	40 lbs	40 lbs	39.5 lbs	39.5 lbs	40.5 lbs	40.5 lbs
Shipping Weight	49 lbs	49 lbs	50 lbs	50 lbs	49.5 lbs	49.5 lbs	50.5 lbs	50.5 lbs
Seat Width	19.5	22	19.5	22	19.5	22	19.5	22
Seat Height	22.5 – 30.5	22.5 – 30.5	22.5 – 30.5	22.5 – 30.5	22.5 – 30.5	22.5 – 30.5	22.5 – 30.5	22.5 – 30.5
(OPTIONAL) Seat Depth	16.5 – 19	16.5 – 19	16.5 – 19	16.5 – 19	17 – 19.5	17 – 19.5	17 – 19.5	17 – 19.5
Seat Angle	R3°	R3°	R3°	R3°	R3°	R3°	R3°	R3°
Back Width	18.5	18.5	19	19	19	19	19.5	19.5
Back Height	18.5	18.5	22	22	19	19	22.5	22.5
Back Angle	95° – 102°	95° – 102°	95° – 102°	95° – 102°	95° – 102°	95° – 102°	95° – 102°	95° – 102°
Lumbar Range	NA	NA	NA	NA	NA	NA	NA	NA
Base Diameter	26	26	26	26	26	26	26	26
COM Yardage	1 yd	1 yd	1 yd	1 yd	2 yd	2 yd	2 yd	2 yd

All measurements are nominal and shown in inches.

Add option code after model U4ia4608 - _ _ - _

General	Finishes	Mesh Color	Skins not available on Quick Ship	Casters/Glides
F Fring® Footrest <i>Only available on (B0)</i>	NR Non-removable upholstered back <i>Only available on (5) & (6) back</i>	M0 Black Blurr	S5 Ultraleather™	C0 Carpet Casters
N N-dulgent® Memory Foam <i>Seat only</i>		M1 London (Navy)	SU Stitched Ultraleather™	C1 Hard Floor Casters
N2 TheraGel™ Memory Foam <i>Seat only</i>		M2 Cognac (Red)		C2 Glides
Z1 Connexion® Arm <i>Not available with (6) & (7) arm</i>		M3 Mocha (Brown)		
		M4 Ivory		
		M5 Silver		
		Skins not available on Quick Ship		
		S1 Grade C or 1	\$100	
		S2 Grade 2	\$250	



U4ia3659	U4ia3759	U4ia4659	U4ia4759	U4ia5659	U4ia5759	U4ia6659	U4ia6759
\$800	\$850	\$820	\$870	\$900	\$950	\$920	\$970
\$810	\$860	\$830	\$880	\$910	\$960	\$930	\$980
\$860	\$910	\$880	\$930	\$960	\$1,010	\$980	\$1,030
\$910	\$960	\$930	\$980	\$1,010	\$1,060	\$1,030	\$1,080
\$960	\$1,010	\$980	\$1,030	\$1,060	\$1,110	\$1,080	\$1,130
\$1,245	\$1,295	\$1,265	\$1,315	\$1,345	\$1,395	\$1,365	\$1,415
\$1,345	\$1,395	\$1,365	\$1,415	\$1,445	\$1,495	\$1,465	\$1,515

- Grade C
- Grade 1
- Grade 2
- Grade 3
- Grade 4
- Grade 5
- Grade 6

QS

41 x 26 x 26	41 x 26 x 26	44.5 x 26 x 26	44.5 x 26 x 26	41.5 x 26 x 26	41.5 x 26 x 26	45 x 26 x 26	45 x 26 x 26	Chair (H x W x D)
36 x 26 x 19	36 x 26 x 19	36 x 26 x 19	36 x 26 x 19	36 x 26 x 19	36 x 26 x 19	36 x 26 x 19	36 x 26 x 19	Box (L x W x H)
39 lbs	39 lbs	40 lbs	40 lbs	39.5 lbs	39.5 lbs	40.5 lbs	40.5 lbs	Chair Weight
49 lbs	49 lbs	50 lbs	50 lbs	49.5 lbs	49.5 lbs	50.5 lbs	50.5 lbs	Shipping Weight
19.5	22	19.5	22	19.5	22	19.5	22	Seat Width
22.5 - 30.5	22.5 - 30.5	22.5 - 30.5	22.5 - 30.5	22.5 - 30.5	22.5 - 30.5	22.5 - 30.5	22.5 - 30.5	Seat Height
16.5 - 19	16.5 - 19	16.5 - 19	16.5 - 19	17 - 19.5	17 - 19.5	17 - 19.5	17 - 19.5	Seat Depth
R4°	R4°	R4°	R4°	R4°	R4°	R4°	R4°	Seat Angle
18.5	18.5	19	19	19	19	19.5	19.5	Back Width
18.5	18.5	22	22	19	19	22.5	22.5	Back Height
95° - 102°	95° - 102°	95° - 102°	95° - 102°	95° - 102°	95° - 102°	95° - 102°	95° - 102°	Back Angle
NA	NA	NA	NA	NA	NA	NA	NA	Lumbar Range
26	26	26	26	26	26	26	26	Base Diameter
1 yd	1 yd	1 yd	1 yd	2 yd	2 yd	2 yd	2 yd	COM Yardage

All measurements are nominal and shown in inches.

Add option code after model U4ia4608 - _ - _ - _

Bases	Chair Cylinders	Stool Cylinders	Footrings for stool cylinders only	NeXtep® for stool cylinders only
B0 26" Black \$0	L1 3" Cylinder \$0	L4 8" Cylinder \$0	R1 18" Black Plastic \$60	R8 8" w/Casters \$185
B6 26" Polished Aluminum \$140	L3 5" Cylinder \$0	L5 10" Cylinder \$0	R2 20" Chrome \$80	R10 10" w/Casters \$185
		L7 7" Cylinder \$0		R18 8"/10" w/Casters \$295
				RW8 Wide 8" w/Casters \$295
				RW10 Wide 10" w/Casters \$295


Also available w/glides

For additional stool options see page 77.



U4ia® Guest

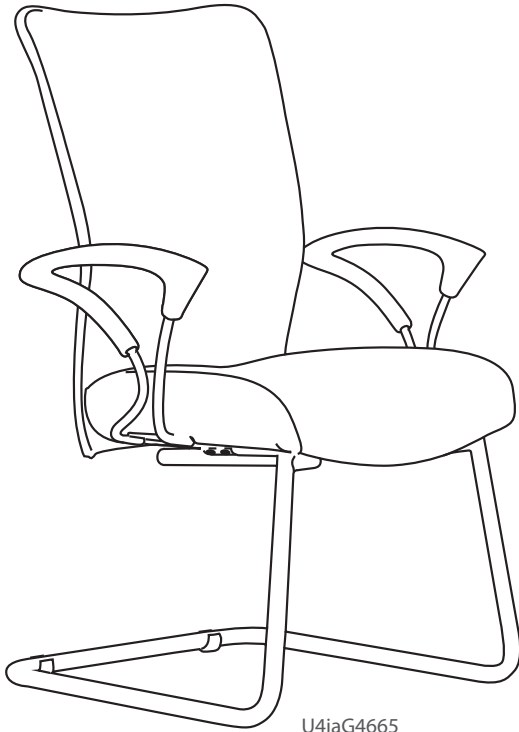
4-leg Base



U4iaG3654 **U4iaG4654** **U4iaG5654** **U4iaG6654**

Grade C	\$685	\$705	\$785	\$805
Grade 1	\$695	\$715	\$795	\$815
Grade 2	\$745	\$765	\$845	\$865
Grade 3	\$795	\$815	\$895	\$915
Grade 4	\$845	\$865	\$945	\$965
Grade 5	\$1,130	\$1,150	\$1,230	\$1,250
Grade 6	\$1,230	\$1,250	\$1,330	\$1,350

Multi-purpose




U4iaG4665

(H x W x D) Chair	35.5 x 20.5 x 24	38.75 x 20.5 x 24	36 x 20.5 x 24	39.25 x 20.5 x 24
(L x W x H) Box				
Chair Weight	27lbs	27.5lbs	28lbs	28.5lbs
Shipping Weight	37lbs	37.5lbs	38lbs	38.5lbs
Seat Width	19.5	19.5	19.5	19.5
Seat Height	18	18	18	18
Seat Depth	18	18	17.5	17.5
Seat Angle	R3°	R3°	R3°	R3°
Back Width	18.5	19	19	19.5
Back Height	17.5"	21"	18"	21.5
Back Angle	104°	104°	104°	104°
Lumbar Range	N/A	N/A	N/A	N/A
Base Diameter				
COM Yardage	1 yd	1 yd	2 yd	2 yd

All measurements are nominal and shown in inches.

How to Specify

Series Code	Select a Back	Select a Seat	Select an Arm	Select a Base
U4iaG U4ia Guest	3 Low Mesh Back <i>(22h x 18w)</i> 4 Mid Mesh Back <i>(25h x 19w)</i> 5 Low Uph. Back <i>(22.5h x 18.5w)</i> 6 Mid Uph. Back <i>(25.5h x 19.25w)</i>	6 Medium Seat <i>(19.5w x 18d)</i> 7 Large Seat <i>(22w x 19d)</i>	3 3" Adjustable \$75 5 No Arm 0 6 C Loop \$75 7 Chrome Loop \$75	4 4-leg 5 Sled
U4iaG	4	6	5	4



U4iaG3655	U4iaG4655	U4iaG5655	U4iaG6655
\$750	\$770	\$850	\$870
\$760	\$780	\$860	\$880
\$810	\$830	\$910	\$930
\$860	\$880	\$960	\$980
\$910	\$930	\$1,010	\$1,030
\$1,195	\$1,215	\$1,295	\$1,315
\$1,295	\$1,315	\$1,395	\$1,415

- Grade C
- Grade 1
- Grade 2
- Grade 3
- Grade 4
- Grade 5
- Grade 6

35 x 20.5 x 24	38.25 x 20.5 x 24	35.5 x 20.5 x 24	38.75 x 20.5 x 24	Chair (H x W x D)
				Box (L x W x H)
30.5lbs	31lbs	31.5lbs	32lbs	Chair Weight
40.5lbs	40.5lbs	41.5lbs	42lbs	Shipping Weight
19.5	19.5	19.5	19.5	Seat Width
17.25	17.25	17.25	17.25	Seat Height
18	18	17.5	17.5	Seat Depth
R4°	R4°	R4°	R4°	Seat Angle
18.5	19	19	19.5	Back Width
17.5	21	18	21.5	Back Height
104°	104°	104°	104°	Back Angle
N/A	N/A	N/A	N/A	Lumbar Range
				Base Diameter
1 yd	1 yd	2 yd	2 yd	COM Yardage


All measurements are nominal and shown in inches.

Add option code after model U4iaG4654 - __ - __ - __

General

CB	Chrome Base	\$95
----	-------------	------

Multi-purpose



DCE211

	4-leg Base	Sled Base	4-leg Base	Sled Base
	DCE215	DCE115	DCE211	DCE111
Grade C	\$450	\$525	\$480	\$555
Grade 1	\$460	\$535	\$490	\$565
Grade 2	\$510	\$585	\$540	\$615
Grade 3	\$560	\$635	\$590	\$665
Grade 4	\$610	\$685	\$640	\$715
Grade 5	\$895	\$970	\$925	\$1,000
Grade 6	\$995	\$1,070	\$1,025	\$1,100
Chair (HxWxD)	33 x 19 x 21.5	33 x 19 x 21.5	33 x 23.5 x 21.5	33 x 23.5 x 21.5
Box (LxWxH)	24 x 23 x 35	24 x 23 x 35	24 x 23 x 35	24 x 23 x 35
Chair Weight	19 lbs	19 lbs	20 lbs	20 lbs
Shipping Weight	29 lbs	29 lbs	30 lbs	30 lbs
Seat Width	18	18	18	18
Seat Height	18.5	18.5	18.5	18.5
Seat Depth	18	18	18	18
Back Width	19	19	19	19
Back Height	15.5	15.5	15.5	15.5
Arm Width	NA	NA	21	21
COM Yardage	2 yd	2 yd	2 yd	2 yd

QS

All measurements shown are in inches.
8 week lead time on non Quick Ship configurations

Add option code after model DCE211-__-__-


General

C6 Optional Casters	\$30
<i>Set of 4</i>	
CBL005 Ganging Device	\$30
<i>2 per set</i>	
CP Chrome Package	\$40
<i>Chrome frame</i>	



NSID115	NSID111
\$400	\$420
\$410	\$430
\$460	\$480
\$510	\$530
\$560	\$580
\$845	\$865
\$945	\$965

- Grade C
- Grade 1
- Grade 2
- Grade 3
- Grade 4
- Grade 5
- Grade 6



NSID111

Guest Seating

32 x 20.25 x 24	32 x 22.5 x 24	Chair (HxWxD)
24 x 23 x 35	24 x 23 x 35	Box (LxWxH)
19 lbs	20 lbs	Chair Weight
29 lbs	30 lbs	Shipping Weight
18.75	18.75	Seat Width
18.5	18.5	Seat Height
20	20	Seat Depth
19	19	Back Width
15	15	Back Height
NA	20.5	Arm Width
2 yd	2 yd	COM Yardage

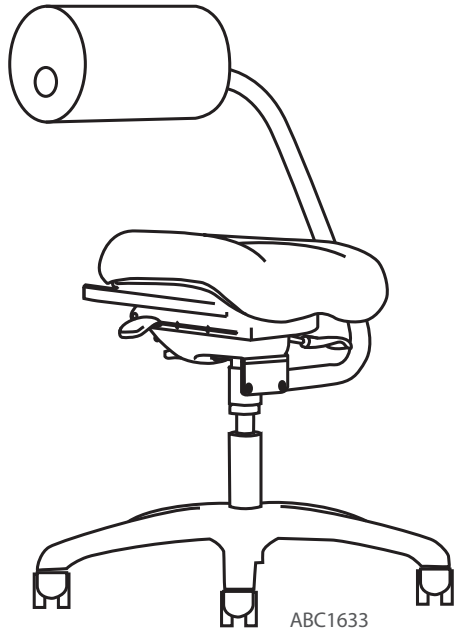
All measurements are nominal and shown in inches.

Add option code after model DCE211-__-__-

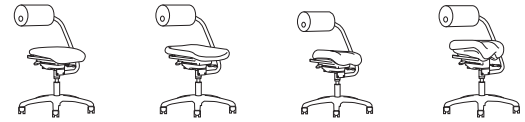
General

C6 Optional Casters	\$30
<i>Set of 4</i>	
CBL002 Ganging Device	\$30
<i>2 per set</i>	





Urethane AbRest™



ABC1333 ABC1533 ABC1633 ABC1733

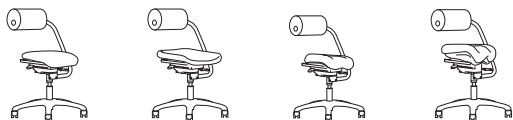
Grade 1	\$1,090	\$1,120	\$1,200	\$1,250
Grade 2	\$1,140	\$1,170	\$1,250	\$1,300

	ABC1333	ABC1533	ABC1633	ABC1733
(H x W x D) Chair	37 x 28 x 28	37 x 28 x 28	37 x 28 x 28	37 x 28 x 28
(L x W x H) Box	36 x 26 x 19	36 x 26 x 19	36 x 26 x 19	36 x 26 x 19
Chair Weight	45 lbs	49 lbs	47 lbs	47 lbs
Shipping Weight	55 lbs	59 lbs	57 lbs	57 lbs
Seat Width	22	19	23	23
Seat Height	21 – 26	20 – 25	22 – 27	22 – 27
Seat Depth	17	16	18	18
Seat Angle	R1° – F16°	R1° – F16°	R1° – F16°	R1° – F16°
Base Diameter	26	26	26	26
COM Yardage	NA	NA	NA	NA

All measurements are nominal and shown in inches.

How to Specify

Series Code	Select a Back	Select a Seat	Arm	Mech
ABC AbChair	1 Urethane AbRest™ 2 Upholstered AbRest™	3 Medium Seat <i>(22w x 17d)</i> 5 Urethane Seat <i>(19w x 16d)</i> 6 Medium Seat, Moderate Contour <i>(23w x 18d)</i> 7 Medium Seat, Deep Contour <i>(23w x 18d)</i>	3 Black Arm	3 Tilt w/Seat Slider
ABC	1	3	3	3



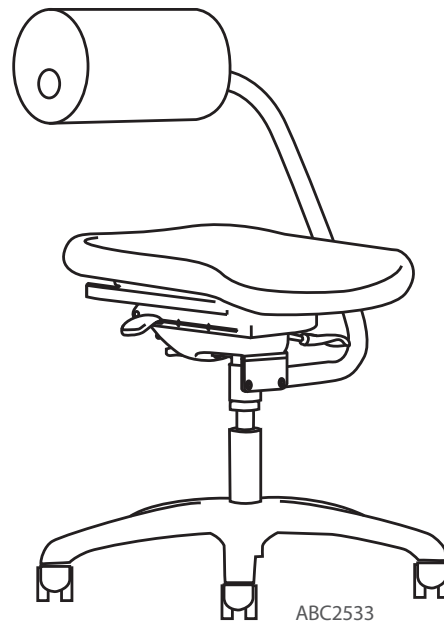
ABC2333	ABC2533	ABC2633	ABC2733
\$1,090	\$1,120	\$1,200	\$1,250
\$1,140	\$1,170	\$1,250	\$1,300

Grade 1

Grade 2

37 x 28 x 28	37 x 28 x 28	37 x 28 x 28	37 x 28 x 28	Chair (HxWxD)
36 x 26 x 19	36 x 26 x 19	36 x 26 x 19	36 x 26 x 19	Box (LxWxH)
45 lbs	49 lbs	47 lbs	47 lbs	Chair Weight
55 lbs	59 lbs	57 lbs	57 lbs	Shipping Weight
22	19	23	23	Seat Width
21 - 26	20 - 25	22 - 27	22 - 27	Seat Height
17	16	18	18	Seat Depth
R1° - F16°	R1° - F16°	R1° - F16°	R1° - F16°	Seat Angle
26	26	26	26	Base Diameter
1 yd	1 yd	1 yd	1 yd	COM Yardage

All measurements are nominal and shown in inches.



ABC2533

Features

- Adjustable seat height, depth, angle & tension
- Adjustable AbRest™ height
- 4-Way AbRest™ rotation
- AbRest™ swivel/pivot

Standard Features

- C1** Hard Floor Casters
- B0** 26" Black Base
- L3** 5" Cylinder

Add option code after model ABC1333 - _ _ - _

General

- CR** Cleanroom to Class 100 \$120
Only available on urethane AbRest™
- E** ESD \$290
For availability contact cs@np-us.com

Casters/Glides

- C1** Hard Floor Casters \$0
- C2** Glides \$0
- C3** Hard Floor Brake/In \$185
- C4** Hard Floor Brake/Out \$60

Bases

- B0** 26" Black \$0
- B9** 28" Chrome \$160
- B22** 22" Black \$0

Chair Cylinder

- L3** 5" Cylinder \$0

Stool Cylinder

- L4** 8" Cylinder \$55

Footrings for stool cylinders only

- R1** 18" Black Plastic \$60
- R2** 20" Chrome \$80

NeXtep® for stool cylinders only

- R8** 8" w/Casters \$185
- R10** 10" w/Casters \$185
- R18** 8"/10" w/Casters \$295
- RW8** Wide 8" w/Casters \$295
- RW10** Wide 10" w/Casters \$295

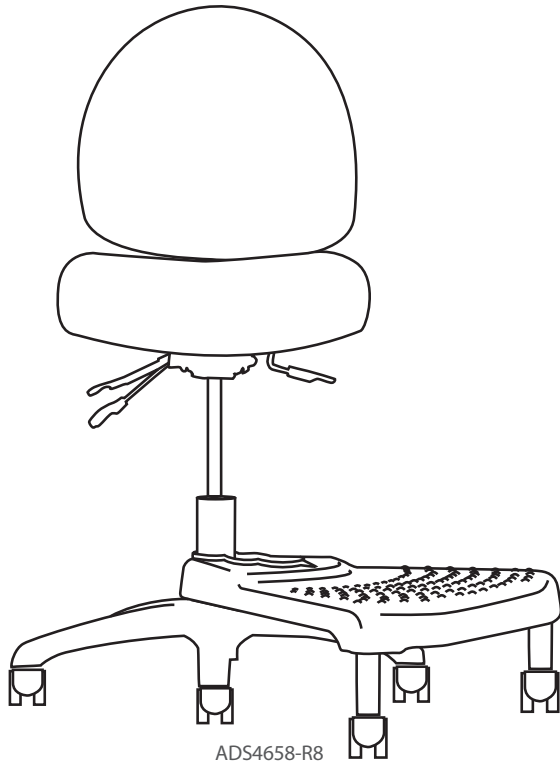
Also available w/glides.

For additional stool options see page 77.




Adapta™ Stool

Industrial/Healthcare



4-leg Base



	ADS4651	ADS4751	ADS5651	ADS5751
Grade C	\$710	\$760	\$810	\$860
Grade 1	\$720	\$770	\$820	\$870
Grade 2	\$770	\$820	\$870	\$920
Grade 3	\$820	\$870	\$920	\$970
Grade 4	\$870	\$920	\$970	\$1,020
Grade 5	\$1,155	\$1,205	\$1,255	\$1,305
Grade 6	\$1,255	\$1,305	\$1,355	\$1,405

(HxWxD) Chair	38.5 x 26 x 26	38.5 x 26 x 26	42 x 26 x 26	42 x 26 x 26
(LxWxH) Box	36 x 26 x 19	36 x 26 x 19	36 x 26 x 19	36 x 26 x 19
Chair Weight	31.5 lbs	31.5 lbs	32 lbs	32 lbs
Shipping Weight	41.5 lbs	41.5 lbs	42 lbs	42 lbs
Seat Width	19.5	22	19.5	22
Seat Height	21.5 – 29.5	21.5 – 29.5	21.5 – 29.5	21.5 – 29.5
Seat Depth	14.5 – 16	14.5 – 16	14.5 – 16	14.5 – 16
Seat Angle	R4°	R4°	R4°	R4°
Back Width	19	19	19.5	19.5
Back Height	17	17	20.5	20.5
Back Angle	98°	98°	100°	100°
Lumbar Range	2.75	2.75	2.75	2.75
Base Diameter	26	26	26	26
COM Yardage	2 yd	2 yd	2 yd	2 yd

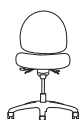
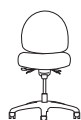
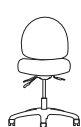
All measurements are nominal and shown in inches.

How to Specify

Series Code	Select a Back	Select a Seat	Select an Arm	pg 22	Select a Mech	pg 23
ADS Adapta	4 Low Back <i>(16h x 18.5w)</i> 5 Mid Back <i>(20h x 19.25w)</i>	6 Medium Seat <i>(19.5w x 18d)</i> 7 Large Seat <i>(22w x 18d)</i>	0 4" Adjustable \$125 1 4" Adjustable w/Pivot \$150 2 Lateral Sliding \$140 3 3" Adjustable \$75 4 Swing \$295 5 No Arms \$0 6 C Loop \$75 7 Chrome Loop \$75 9 5-way Adjustable \$150		1 Basic 8 Standard w/Seat Slider 9 Deluxe-tilt w/Seat Slider	
ADS	5	6	3		8	

Standard

Deluxe-tilt



ADS4658	ADS4758	ADS5658	ADS5758	ADS4659	ADS4759	ADS5659	ADS5759
\$730	\$780	\$830	\$880	\$750	\$800	\$850	\$900
\$740	\$790	\$840	\$890	\$760	\$810	\$860	\$910
\$790	\$840	\$890	\$940	\$810	\$860	\$910	\$960
\$840	\$890	\$940	\$990	\$860	\$910	\$960	\$1,010
\$890	\$940	\$990	\$1,040	\$910	\$960	\$1,010	\$1,060
\$1,175	\$1,225	\$1,275	\$1,325	\$1,195	\$1,245	\$1,295	\$1,345
\$1,275	\$1,325	\$1,375	\$1,425	\$1,295	\$1,345	\$1,395	\$1,445

- Grade C
- Grade 1
- Grade 2
- Grade 3
- Grade 4
- Grade 5
- Grade 6



40 x 26 x 26	40 x 26 x 26	43 x 26 x 26	43 x 26 x 26	40 x 26 x 26	40 x 26 x 26	43 x 26 x 26	43 x 26 x 26	Chair (H x W x D)
36 x 26 x 19	36 x 26 x 19	36 x 26 x 19	36 x 26 x 19	36 x 26 x 19	36 x 26 x 19	36 x 26 x 19	36 x 26 x 19	Box (L x W x H)
40 lbs	40 lbs	40.5 lbs	40.5 lbs	40 lbs	40 lbs	40.5 lbs	40.5 lbs	Chair Weight
50 lbs	50 lbs	50.5 lbs	50.5 lbs	50 lbs	50 lbs	50.5 lbs	50.5 lbs	Shipping Weight
19.5	22	19.5	22	19.5	22	19.5	22	Seat Width
22.5 - 30.5	22.5 - 30.5	22.5 - 30.5	22.5 - 30.5	22.5 - 30.5	22.5 - 30.5	22.5 - 30.5	22.5 - 30.5	Seat Height
15 - 17.5	15 - 17.5	15 - 17.5	15 - 17.5	15 - 17.5	15 - 17.5	15 - 17.5	15 - 17.5	Seat Depth
R3°	R3°	R3°	R3°	R4°	R4°	R4°	R4°	Seat Angle
19	19	19.5	19.5	19	19	19.5	19.5	Back Width
16.5 - 19	16.5 - 19	21 - 23.5	21 - 23.5	16.5 - 19	16.5 - 19	21 - 23.5	21 - 23.5	Back Height
97° - 105°	97° - 105°	97° - 105°	97° - 105°	97° - 105°	97° - 105°	97° - 105°	97° - 105°	Back Angle
2.75	2.75	2.75	2.75	2.75	2.75	2.75	2.75	Lumbar Range
26	26	26	26	26	26	26	26	Base Diameter
2 yd	2 yd	2 yd	2 yd	2 yd	2 yd	2 yd	2 yd	COM Yardage

All measurements are nominal and shown in inches.

Features

- ESD & Cleanroom options available
- Optional NeXtep® platform with depth adjustments

Standard Features

- C1** Hard Floor Casters
- B0** 26" Black Base
- L4** 8" Cylinder

Add option code after model ADS5638 - _ - _ -

General

- CR** Cleanroom to Class 100 ESD \$120
- E** ESD \$290
For availability contact cs@np-us.com
- F** Fring® Footrest \$50
Only available on (B0)

Casters/Glides

- C1** Hard Floor Casters \$0
- Q** Glides \$0
- G** Hard Floor Brake/In \$185
- G4** Hard Floor Brake/Out \$60
- G5** Single Wheel Industrial \$60
Hard floor

Bases

- B0** 26" Black \$0
- B3** 26" Spider Ring w/Glides \$145
Special shipping required
- B6** 26" Polished Aluminum \$140
- B9** 28" Chrome \$160
- B12** 28" Black \$110
- B20** 25" Spider Ring w/Glides \$145
Special shipping required

Chair Cylinders

- L1** 3" Cylinder \$0
- L3** 5" Cylinder \$0

Stool Cylinders

- L4** 8" Cylinder \$0
- L5** 10" Cylinder \$0
- L7** 7" Cylinder \$0

Footrings for stool cylinders only

- R1** 18" Black Plastic \$60
- R2** 20" Chrome \$80

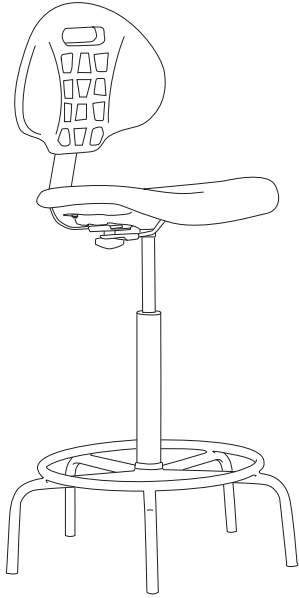
NeXtep® for stool cylinders only

- R8** 8" w/Casters \$185
- R10** 10" w/Casters \$185
- R18** 8"/10" w/Casters \$295
- RW8** Wide 8" w/Casters \$295
- RW10** Wide 10" w/Casters \$295

Also available w/glides.

For additional stool options see page 77.





NCUGG1-L5-B20

QS	Urethane	NCUGG1	\$360
(HxWxD) Chair	38 x 26 x 26		
(LxWxH) Box	30.25 x 26 x 24		
Chair Weight	22 lbs		
Shipping Weight	32 lbs		
Seat Width	18		
Seat Height	15.5 – 20.5		
Seat Depth	16.5 – 19		
Seat Angle	R9°		
Back Width	16.25		
Back Height	14.5 – 18		
Back Angle	95° – 100°		
Lumbar Range	NA		
Base Diameter	26		

All measurements are nominal and shown in inches.

Features **Standard Features** **How to Specify**

- 3 active adjustments
- Concave low back
- Contoured, waterfall seat
- Textured urethane seat & back
- Wide variety of stool packages
- Urethane is resilient to harsh environments

- C1** Hard Floor Casters
- B0** 26" Black Base
- L3** 5" Cylinder


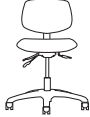
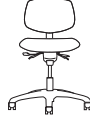
Series Code	Back	Seat	Mech
NCU Geo	G Geo Urethane <i>(12.5h x 16.25w)</i>	G Geo Urethane <i>(18w x 17.5d)</i>	1 Basic
NCU	G	G	1

Add option code after model NCUGG1-__-__-__

General	Bases	Stool Cylinders
CR Cleanroom to Class 100 \$70	B0 26" Black \$0	L4 8" Cylinder \$55
F Fring® Footrest \$50 <i>Only available on (B0)</i>	B6 26" Polished Aluminum \$140	L5 10" Cylinder \$55
	B9 28" Chrome \$160	L7 7" Cylinder \$55
	B12 28" Black \$110	
	B20 25" Spider Ring w/Glides \$145 <i>Special shipping required</i>	Footrings for stool cylinders only
Casters/Glides	B3 26" Spider Ring w/Glides \$145 <i>Special shipping required</i>	R1 18" Black Plastic \$60
C1 Hard Floor Casters \$0		R2 20" Chrome \$80
G2 Glides \$0		
G3 Hard Floor Brake/In \$185	Chair Cylinders	NeXtep® for stool cylinders only
G4 Hard Floor Brake/Out \$60	L1 3" Cylinder \$0	R8 8" w/Casters \$185
	L3 5" Cylinder \$0	R10 10" w/Casters \$185
		R18 8"/10" w/Casters \$295
		RW8 Wide 8" w/Casters \$295
		RW10 Wide 10" w/Casters \$295

Also available w/glides.

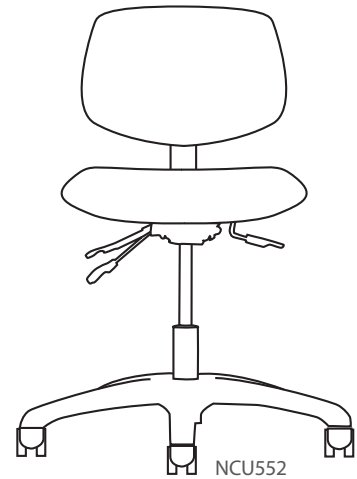
For additional stool options see page 77.

Basic	Standard	Deluxe-tilt
		
NCU551	NCU552	NCU553
\$470	\$530	\$560

Urethane **QS**

33.5x26x26	31.5 x26 x 26	31.5 x26 x 26	Chair (HxWxD)
28 x 26 x 24	28 x 26 x 24	28 x 26 x 24	Box (LxWxD)
41 lbs	41 lbs	41 lbs	Chair Weight
51 lbs	51 lbs	51 lbs	Shipping Weight
19	19	19	Seat Width
14.25 – 19.25	14 – 19	14 – 19	Seat Height
17.5 – 20	18	18	Seat Depth
R 5°	R 5°	F 7° – R 4°	Seat Angle
17	17	17	Back Width
16.25	14.5 – 18.5	14.5 – 18.5	Back Height
103°	90° – 120°	105° – 136°	Back Angle
16 – 20	16 – 20	16 – 20	Lumbar Range
26	26	26	Base Diameter

All measurements are nominal and shown in inches.



Features Standard Features How to Specify

- Passive weight dispersion design
- Urethane is resilient to harsh environments

- C1** Hard Floor Casters
- B22** 22" Black Base
- L3** 5" Cylinder

Series Code
NCU Graphite
NCU

Back
5 Flat Urethane (12h x 17w)
5

Seat
5 Flat Urethane (19w x 18d)
5

Select a Mech
1 Basic
2 Standard
3 Deluxe-tilt
2

Add option code after model NCU552-__-__-__

General

CR Cleanroom to Class 100	\$70
F Fring® Footrest <i>Only available on (B0)</i>	\$50
HD Heavy Duty	\$100

Casters/Glides

C1 Hard Floor Casters	\$0
C2 Glides	\$0
C3 Hard Floor Brake/In	\$185
C4 Hard Floor Brake/Out	\$60

Bases

B0 26" Black	\$0
B6 26" Polished Aluminum	\$140
B9 28" Chrome	\$160
B12 28" Black	\$110
B20 25" Spider Ring w/Glides <i>Special shipping required</i>	\$145
B3 26" Spider Ring w/Glides <i>Special shipping required</i>	\$145

Chair Cylinders

L1 3" Cylinder	\$0
L3 5" Cylinder	\$0

Stool Cylinders

L4 8" Cylinder	\$55
L5 10" Cylinder	\$55
L7 7" Cylinder	\$55

Arms

A0 4" Adjustable	\$140
A2 T Arms	\$90
A3 3" Adjustable	\$90
A5 Friction Tracker	\$475
A6 4" Adjustable Extended Height	\$190
A8 Friction Tracker Extended Height	\$525

Footrings for stool cylinders only

R1 18" Black Plastic	\$60
R2 20" Chrome	\$80

NeXtep® for stool cylinders only

R8 8" w/Casters	\$185
R10 10" w/Casters	\$185
R18 8"/10" w/Casters	\$295
RW8 Wide 8" w/Casters	\$295
RW10 Wide 10" w/Casters	\$295

Also available w/glides.

For additional stool options see page 77.



Stratus™ Upholstered

	Basic			Ring		Tilt		
	NBF014	NBF024	NBF034	NBF074	NBF075	NBF016	NBF026	NBF036
OS Grade C	\$280	\$300	\$330	\$250	\$280	\$380	\$400	\$430
Grade 1	\$290	\$310	\$340	\$260	\$290	\$390	\$410	\$440
Grade 2	\$340	\$360	\$390	\$310	\$340	\$440	\$460	\$490
(HxWxD) Chair	15 x22x 22	15 x22x 22	15 x22x 22	16 X 22 X 22	16 X 22 X 22	16 X 22 X 22	16 X 22 X 22	16 X 22 X 22
(LxWxH) Box	25 x 25 x 11	25 x 25 x 11	25 x 25 x 11	25 x 25 x 11	25 x 25 x 11	25 x 25 x 11	25 x 25 x 11	25 x 25 x 11
Chair Weight	16 lbs	18 lbs	18 lbs	14 lbs	14 lbs	16 lbs	18 lbs	18 lbs
Shipping Weight	26 lbs	28 lbs	28 lbs	24 lbs	24 lbs	26 lbs	28 lbs	28 lbs
Seat Width	19	20	23	16	16	19	20	23
Seat Height	15 – 20	15 – 20	15 – 20	16 – 21	16 – 21	16 – 21	16 – 21	16 – 21
Seat Depth	18	19	20	16	16	18	19	20
Seat Angle	R 3°	R 3°	R 3°	NA	NA	F 5° – R 17.5°	F 4° – R 17°	F 4° – R 17°
Base Diameter	22	22	22	22	22	22	22	22
COM Yardage	1 yd	1 yd	1 yd	1 yd	1 yd	1 yd	1 yd	1 yd

All measurements are nominal and shown in inches.

Features

- Passive weight dispersion design
- Generous foam for optimal comfort

Standard Features

- C1** Hard Floor Casters
- B22** 22" Black Base
- L3** 5" Cylinder

How to Specify

Series Code	Back	Select a Seat	Select a Mech
NBF Stratus Upholstered	0 Backless	1 Small Seat (19w x 18d) 2 Medium Seat (20w x 19d) 3 Large Seat (23w x 20d) 7 Round (16w x 16d)	4 Basic 5 Ring <i>Only available on (7) seat</i> 6 Tilt <i>Not available on (7) seat</i>
NBF	0	2	6










Add option code after model NBF026- _ - _ -

General	Bases	Stool Cylinders
CR Cleanroom to Class 100 \$120	B0 26" Black \$0	L4 8" Cylinder \$55
E ESD \$290 <i>For availability contact cs@np-us.com</i>	B3 26" Spider Ring w/Glides \$145 <i>Special shipping required</i>	L5 10" Cylinder \$55
F Fring® Footrest \$50 <i>Only available on (B0)</i>	B6 26" Polished Aluminum \$140	L7 7" Cylinder \$55
	B9 28" Chrome \$160	
	B10 18" Tool Tray \$185	Footrings for stool cylinders only
	B12 28" Black \$110	R1 18" Black Plastic \$60
	B20 25" Spider Ring w/Glides \$145 <i>Special shipping required</i>	R2 20" Chrome \$80
	B22 22" Black \$0	
		NeXtep® for stool cylinders only
		R8 8" w/Casters \$185
		R10 10" w/Casters \$185
		R18 8"/10" w/Casters \$295
		RW8 Wide 8" w/Casters \$295
		RW10 Wide 10" w/Casters \$295

Also available w/glides.

For additional stool options see page 77.

Stratus™ Urethane

Basic			Ring			Tilt		
								
NBU044	NBU054	NBU084	NBU094	NBU045	NBU095	NBU056	NBU086	NBU096
\$200	\$320	\$350	\$250	\$230	\$280	\$420	\$450	\$350

Urethane 

13.5x 22x 22	14.5 x22x 22	13.5x 22x 22	12.75 x 22x 22	13.5x 22x 22	12.75 x 22x 22	15 x 22 x 22	13.25 x22x 22	13 x22x 22	Chair (HxWxD)
25 x 25 x 11	25 x 25 x 11	25 x 25 x 11	25 x 25 x 11	25 x 25 x 11	25 x 25 x 11	25 x 25 x 11	25 x 25 x 11	25 x 25 x 11	Box (LxWxH)
17 lbs	28 lbs	22 lbs	16 lbs	17 lbs	16 lbs	28 lbs	22 lbs	16 lbs	Chair Weight
27 lbs	38 lbs	32 lbs	26 lbs	27 lbs	26 lbs	38 lbs	32 lbs	26 lbs	Shipping Weight
14	19	19	13	14	13	19	19	13	Seat Width
13.5 - 18.5	14.5 - 19.5	13.5 - 18.5	12.75 - 17.75	13.5 - 18.5	12.75 - 17.75	15 - 20	13.25 - 18.25	13 - 18	Seat Height
14	18	13.5	8.5	14	8.5	18	13.5	8.5	Seat Depth
R 0°	R 7°	R 2.5°	R 4°	R 0°	R 4°	F 2° – R 14°	F 2.5° – R 10°	F 4° – R 9°	Seat Angle
22	22	22	22	22	22	22	22	22	Base Diameter
NA	NA	NA	NA	NA	NA	NA	NA	NA	COM Yardage

All measurements are nominal and shown in inches.

Features

- Passive weight dispersion design
- Urethane is resilient to harsh environments

Standard Features

- C1** Hard Floor Casters
- B22** 22" Black Base
- L3** 5" Cylinder

How to Specify

Series Code	Back	Select a Seat	Select a Mech
NBU Stratus Urethane	0 Backless	4 Round (14w x 14d) 5 Flat (19w x 18d) 8 Tractor (19w x 13.5d) 9 Prop (13w x 8.5d)	4 Basic 5 Ring <i>Not available on (5) & (8) seat</i> 6 Tilt <i>Not available on (4) seat</i>
NBU	0	8	4

Industrial/Healthcare

Add option code after model NBU084- _ _ _ _

General	Bases	Stool Cylinders
CR Cleanroom to Class 100 \$70	B0 26" Black \$0	L4 8" Cylinder \$55
F Fring® Footrest \$50 <i>Only available on (B0)</i>	B3 26" Spider Ring w/Glides \$145 <i>Special shipping required</i>	L5 10" Cylinder \$55
	B6 26" Polished Aluminum \$140	L7 7" Cylinder \$55
	B9 28" Chrome \$160	
C1 Hard Floor Casters \$0	B10 18" Tool Tray \$185	Footrings for stool cylinders only
C2 Glides \$0	B12 28" Black \$110	R1 18" Black Plastic \$60
C3 Hard Floor Brake/In \$185	B20 25" Spider Ring w/Glides \$145 <i>Special shipping required</i>	R2 20" Chrome \$80
C4 Hard Floor Brake/Out \$60	B22 22" Black \$0	NeXtep® for stool cylinders only
C5 Single Wheel Industrial \$60 <i>Hard floor</i>		R8 8" w/Casters \$185
	Chair Cylinders	R10 10" w/Casters \$185
	L1 3" Cylinder \$0	R18 8"/10" w/Casters \$295
	L3 5" Cylinder \$0	RW8 Wide 8" w/Casters \$295
		RW10 Wide 10" w/Casters \$295
		<i>Also available w/glides.</i>

For additional stool options see page 77.

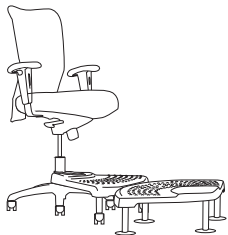
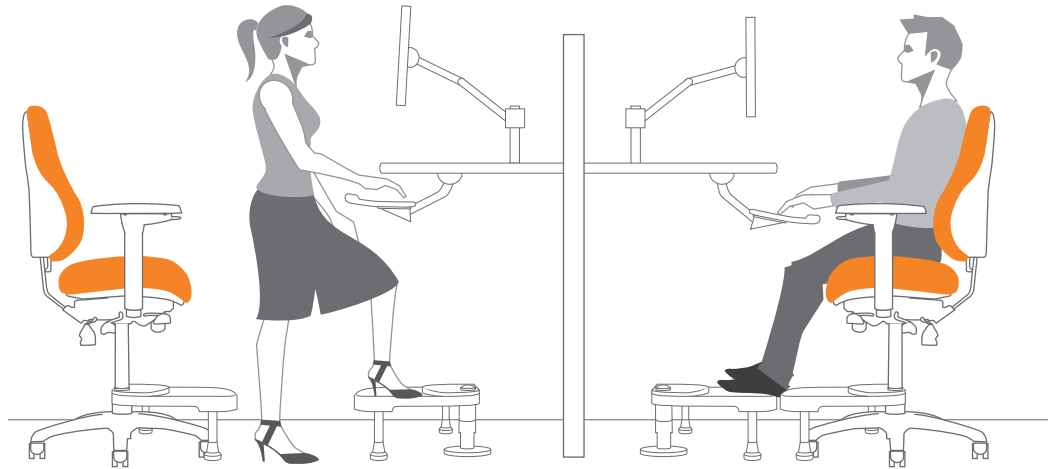


N·tune® Seating System

Start of a Revolution

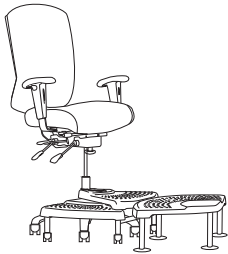
N·tune®, developed by Certified Professional Ergonomists, is all about raising desk heights from 29" to 40" and then raising the chair to stool height, allowing users to easily transition between sitting and standing throughout the workday. Not only does this help alleviate the pains of a sedentary workday, the overall health benefits it provides are immense as well.

By standing for just 2 hours more than normal throughout an average workday, you can burn an extra 280 calories, translating into improvements in BMI, cholesterol, blood pressure levels and many other positive health outcomes.



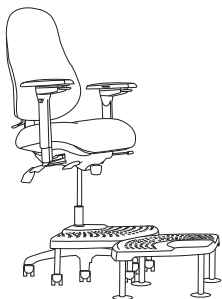
N·tune® Setup — Good

- U4ia® with up to 13 adjustable features
- Single platform, depth adjustable 10" NeXtep®
- N-position™ with 10" platform for sitting
- N-position™ supports up to 400 lbs



N·tune® Setup — Better

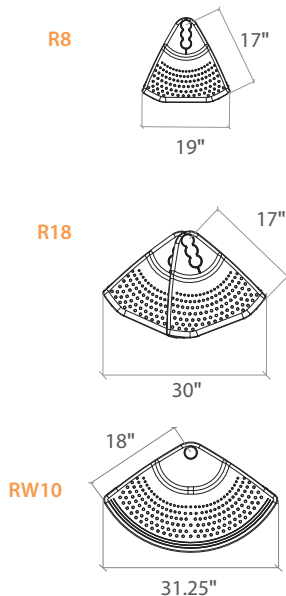
- Cozi® with up to 13 adjustable features
- Dual platform, depth adjustable 8"/10" NeXtep® combo
- N-position™ with 10" platform for sitting
- N-position™ supports up to 400 lbs



N·tune® Setup — Best

- 8000 Series with up to 15 adjustable features
- Safe & easy entering & exiting with Wide 10" NeXtep®
- N-position™ with 10" platform for sitting
- N-position™ supports up to 400 lbs

NeXtep®



- Adjustable depth (13", 15" & 17") from cylinder
Not available on Wide NeXtep®
- Wide platform for comfortable & ergonomic positioning of the feet & leg support
- Strong, stable step for entering & exiting the stool
- Supports up to 400 lbs



R8

R18

Only available on Neutral Posture stools

	w/Glides		w/Locking Casters	
8"	R7	\$135	R8	\$185
10"	R9	\$135	R10	\$185
12"	R11	\$135	R12	\$185
8"/10" Combo	R17	\$235	R18	\$295
10"/12" Combo	R21	\$235	R22	\$295
Wide 8" Platform	RW7	\$235	RW8	\$295
Wide 10" Platform	RW9	\$235	RW10	\$295

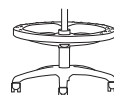
The Nextep should only be used on stools that meet the current BIFMA tip test standards which were put in place in 2013.

Footrings/Footrests

18" Black Plastic Footring

- Flat surface
- Height adjustable

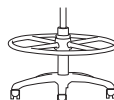
R1 \$60



20" Chrome Footring

- Height adjustable
- Twist/spin tightening

R2 \$80



Fring® w/Base

- Aids shorter workers with a slightly higher "floor"
- Raised massage bumps provide a gentle rub to shoeless feet

FRF \$175



Adjustable Footrest

- Easy adjustment, folding support legs provide platform
- Tilt angles of 6°, 12°, 16° & 25°
- Provides support for the 5th percentile female
- Footrest surface covered by anti-fatigue rubber mat

FR16 \$175



Standing Desk Footrest

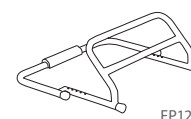
- Dual-depth, dual-height footrills
- Multiple depth settings
- Chromed steel

FC12 \$310

FP12 \$385

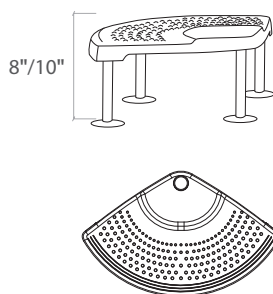


FP12



FP12

N-position™

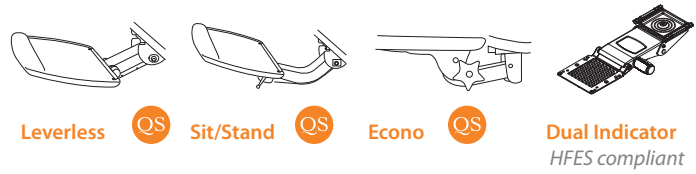


- Wide platform for comfortable & ergonomic positioning of the feet & leg support
- Top surface provides extra surface area (10" above ground) to support legs while sitting
- Supports up to 400 lbs

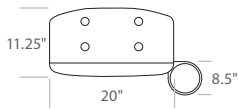
F8 (8" Platform) \$395

F10 (10" Platform) \$395

Keyboard Trays/Arms

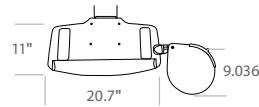


	A	C	E	U
Code	A	C	E	U
Leverless Height	✓	✓	NA	NA
Height	-6" – 2.5"	-6" – 8"	-5.25" – 0"	-6.5" – 2.38"
Tilt	-15° – 0°	-15° – 0°	-15° – 15°	-20° – 10°
Spring Assist	✓	✓	✓	✓
360° Rear Swivel	✓	✓	✓	✓
Track Length	23"	21"	18"	19"
Short Track (Options)	18"	18"	NA	NA
Glide Track	✓	✓	✓	✓
List	\$210	\$230	\$160	\$245



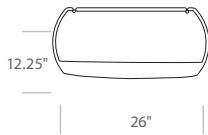
11

- Straights, corners & natural keyboards
 - Anti-skid neoprene pads hold keyboard securely in place
- \$155



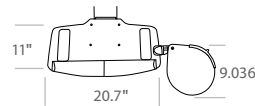
52

- Straight
 - 20" "green" tray
 - Height adjustable tilt & swivel mouse
 - Gel filled palm rest
- \$325



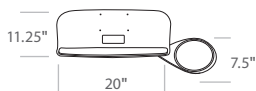
43 — SofTouch™

- Straight
 - Urethane over steel plate
 - Includes mouse surface
- \$230



21

- Straight
 - 20" phenolic tray
 - Height adjustable tilt & swivel mouse
 - Gel filled palm rest
- \$325

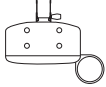
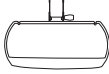
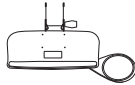
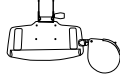
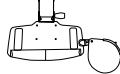
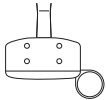

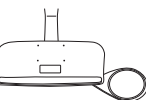
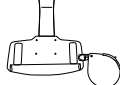
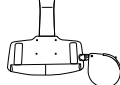
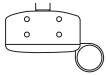
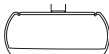
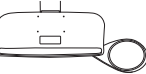
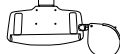
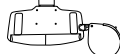
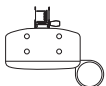
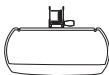
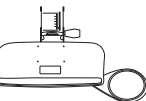
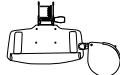
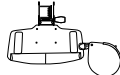


86 — elementAl®

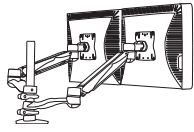
- Straights, corners and natural keyboards
 - Made from strong 100% recycled aluminum
 - Polished surface
- \$295

Keyboard Trays/Arms

Easy Combos

11	43 - SofTouch™	86 - elementAI®	52	21	
					Leverless (A)
Easy A11 \$365	Easy A43 \$440	Easy A86 \$505	Easy A52 \$535	Easy A21 \$535	
					Sit/Stand (C)
Easy C11 \$385	Easy C43 \$460	Easy C86 \$525	Easy C52 \$555	Easy C21 \$555	
					Econo (E)
Easy E11 \$315	Easy E43 \$390	Easy E86 \$455	Easy E52 \$485	Easy E21 \$485	
					Dual Indicator (U)
Easy U11 \$400	Easy U43 \$475	Easy U86 \$540	Easy U52 \$570	Easy U21 \$570	

Workplace Accessories



Monitor Arms

Boost™ Monitor Arm

- Yields 13" of vertical movement & 24" of extension
- Supports monitors weighing up to 20 lbs
- Effortlessly position two monitors at the same height on a single post
- Easily attach two arms on a single post without additional brackets
- Install three or more arms with an optional cross bar
- Convenient keyhole slots to effortlessly install monitor onto mounting plate
- Panel, slat wall & desk mounting options

Note: For multi-screen solutions, contact cs@np-us.com

Single Arm

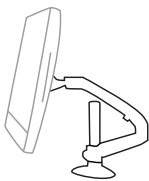
OS	KCG-110B	Black	\$455
	KCG-110S	Silver	\$455

Double Arm

KCG-110DB	Black	\$899
KCG-110DS	Silver	\$899

Wall Mount

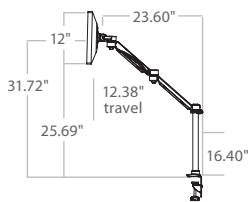
KCG-WMB	Black	\$525
KCG-WMS	Silver	\$525



Freedom Arm

- Includes: vesa plate aluminum articulating arm & desk clamp base
- Tilt: Up 90°, Down 45°
- Pan: 180°
- Rotation: 360°
- Offers 14" of dynamic one-touch height adjustment
- Full extension range of 23.4"

918001	Silver	\$495
--------	--------	-------



Sit/Stand Monitor Arm

- Sturdy aluminum construction with vesa compatibility
- Width & depth adjustable fasteners
- Convenient pull handle

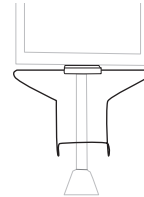
KCG-SSB	Black	\$575
KCG-SSS	Silver	\$575



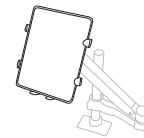
Monitor Arm Attachments

Document Holder (Attachment Only)

- Ergonomically correct viewing position of documents for computer users
- Easy adjustment to ensure a comfortable viewing angle
- Helps keep work surface clear
- Stores out of the way when not in use



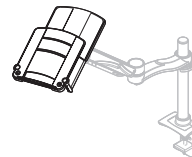
160236	Black	\$185
160237	Silver	\$185



iPad Holder (Attachment Only)

- High quality steel construction
- Neoprene padding for snug iPad fit
- Inset & concealed bolts create seamless finish on face plate

160234	Black	\$175
160235	Silver	\$175

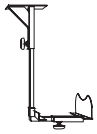


Laptop Holder (Attachment Only)

- Sturdy aluminum construction with vesa compatibility
- Width & depth adjustable fasteners
- Convenient pull handle

160231	Black	\$195
160233	Silver	\$195

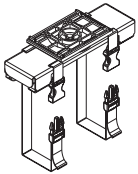
CPU Holders



CPU Holder

- Mounts easily under work surface storing CPU safely under desk & off the floor
- Adjusts to either a vertical or horizontal position
- Adjustable width of 5.5" – 9.8" & height of 15.5" – 20"

VCPUF \$175



CPU Holder w/Strap

- CPU retracts on a 17" track & swivels to allow full accessibility & easy storage
- Accommodates CPU weighing up to 75 lbs & measuring 64" in perimeter
- Installation is quick & easy as straps adjust & fasten with buckles
- Soft touch anti-slip pads

VCPU \$195

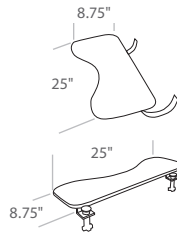
Accessories

StandUp®



- Retrofits between most existing keyboard trays & keyboard arms
- Mounts directly to work surface without keyboard arm
- Additional 2" – 11" of height adjustment
- Infinite range positioning
- \$50 discount when ordered with any Easy Combo *pg 77*

QS SUP04 \$420



Forearm Supports

- Alleviates shoulder, neck & body burden
- Promotes good posture & ergonomic sitting
- Lightweight & portable



Model 1 Model 2

160241 \$240	160243 \$240	w/Hooks
160242 \$240	160244 \$240	w/Screws

Patent Information

Neutral Posture® Chair	U.S. Patent #4,552,404
AbStool®	U.S. Patent #6,877,812
	U.S. Patent #7,104,606
360° Adjustable Arms	U.S. Patent #6,296,312
Adjustment Guide	U.S. Patent #D458,777
Balance™	U.S. Patent #D541,061
Connexion® Arm	U.S. Patent #8,955,905
ElementAI®	U.S. Patent #D588,145
Fring® Footrest	U.S. Patent #6,142,571
	U.S. Patent #6,607,246
Inflatable Lumbar	U.S. Patent #6,220,663
	U.S. Patent #6,290,295
Keyboard Tray	U.S. Patent #D463,441
NeXtep®	U.S. Patent #7,036,886
N-Position™	U.S. Patent #D557,513
StandUp®	U.S. Patent #7,048,236
Cover for a	
Seating Device	U.S. Patent #D647,353
Other Patents Pending	

Certification

Independent tests show that all NP chairs meet or exceed current ANSI/HFES 100-2007, ANSI/BIFMA and California 117 certification standards. Certain NP products meet California Technical Bulletin 133 and task intensive certification standards. All cylinders are rated Class 4 or better by UNI standards.

Design

NP reserves the right to make changes and improvements in design and materials and to discontinue parts and components at the discretion of NP.

Women’s Business Enterprise (WBE)

This certification is administered by the Women’s Business Enterprise National Council (WBENC) and is used by most large corporations to qualify potential vendors as credible diversity suppliers.

Woman Owned Small Business (WOSB)

The U.S. Small Business Administration’s WOSB Federal Contract Program provides greater access to federal contracting opportunities for WOSBs. The program allows contracting officers to set aside specific contracts for certified WOSBs and helps federal agencies achieve the existing statutory goal of five percent of federal contracting dollars being awarded to WOSBs. NP is certified as a WOSB by WBENC.

Historically Underutilized Business (HUB)

The Texas Historically Underutilized Business (HUB) program encourages the use of HUBs in state procurement and provides information to minority and woman-owned businesses on the state’s procurement process.

ANSI/BIFMA

NP is a member of the Business and Institutional Furniture Manufacturer’s Association (BIFMA). Tests developed by BIFMA and approved by the American National Standards Institute (ANSI) determine the strength and durability of seating in its everyday use. Although this testing does not serve as a warranty or guarantee, NP standard products within this price list meet or exceed applicable ANSI/BIFMA X51-2011, BIFMA G1-2001 and ANSI/HFES 100-2007 standards. Combinations of options added on to the standard products may not meet ANSI/BIFMA standards. Those combinations which do not meet ANSI/BIFMA standards are not available on GSA. For more information, contact Sales Support at customerservice@neutralposture.com.

GREENGUARD® Certified

All NP seating products are certified by GREENGUARD® for indoor air quality.

Custom Logos

Neutral Posture can include your company, university, mascot, etc as a custom logo in embroidery on most fabrics or in Cloud 9™ . Contact Sales Support at customerservice@neutralposture.com for details and cost.

Cleanroom to Class 100

Independent testing according to Federal STD 209E (correlates to ISO-14644C Class 5) confirms NP Cleanroom seating meets or exceeds Class 100 requirements. NP Cleanroom models are designed to prevent particulates in Cleanroom environments. In addition to top-quality vinyl upholstery, a HEPA filtration system in seat and backrest prevent particulate release.

Available Chairs:	Up Charge (List):
Big & Tall	\$120
Cozi®	\$120
N-dure™	\$120
NPS5500-D1	\$120
NPS5600-D1	\$120
AbChair® (Urethane)	\$120
Adapta™	\$120
Stratus™ Upholstered	\$120
Stratus™ Urethane	\$70
Graphite™	\$70
Geo™	\$70

CAL 133

Almost every model in the NP family of seating products meets the specifications for California Technical Bulletin 117, the industry standard for upholstered furniture. Additionally, NP chairs can be upgraded to meet the more stringent, California Technical Bulletin 133 standard, which is required by the California Bureau of Home Furnishings and Thermal Insulation for contract seating used in public facilities.

Standard CAL 133 Models and Options

Fabric/Vinyl \$265 Up Charge (List)
 Leather Contact cs@np-us.com

Available Chairs	Options	Exceptions
5000 Series	All	Inflatable Lumbar
6000 Series	All	Inflatable Lumbar No Pillow Top All Headrests
No Pillow Top	All	Headrests
8000 Series	All	Inflatable Lumbar All Headrests
Big & Tall	All	Inflatable Lumbar Arm Shroud Pillow Top All Headrests
AbChair	All	Urethane AbRest Cleanroom
Cozi	All	
Dice	All	Arms
N-dure	All	
Right Chair	All	
U4ia	All	

NP can also utilize COM for the CAL 133 upgrade if the material is an inherently flame retardant (FR) material, like Trevira® or Avora®. For large orders and corporate standards programs, NP can also facilitate a lab-supervised burn test for each chair/upholstery combination. These tests will be negotiated and supervised through NP's Engineering Department.

All models that comply with CAL 133 will be labeled accordingly on both the packing slip and the serial number description tag. Additionally, they will contain a label with the following notice:

Notice: This chair is manufactured in compliance with California Technical Bulletin 133 and meets the flammability requirements of the California Bureau of Home Furnishings.

ElectroStatic Discharge (ESD) Seating

NP ESD models are tested to meet the requirements of today's ESD environment with conductive components and fabrics (1% carbon fiber with surface resistivity no greater than 1.3 x 10⁶ ohms/sq.cm when test in accordance with ANSI/ESD STM12.1-2006). ESD chairs are an integral part of an effective ESD system that includes a conductive floor or mat to complete conductive path.

Upholstery:

- Conductive cloth or vinyl

Options:

- 20" Footring
- Upholstered Back Outer
- 4" Height Adjustable Arms
- T Arms
- Drag Chain

Features:

- Polished Aluminum Base

Available Chairs:

Available Chairs:	Up Charge (List):
5000 Series	\$290
6000 Series	\$290
8000 Series	\$290
AbChair®	\$290
Adapta™	\$290
Big & Tall	\$290
Cozi®	\$290
Cozi® Stool	\$290
N-dure™	\$290
Stratus™	Upholstered \$290
XSM™ – Extra Small	\$290

Up charge added to graded price. Many other options and features available at an added charge. Please refer to page 74 for pricing.

ESD Order Form

Client _____

Contact Name _____

Phone Number _____

Fax Number _____

Email Address _____

City _____

State _____ Zip _____

Purchase Order Number _____

Quantity _____

Model # _____ List Price _____

Send completed form with order to:

Neutral Posture, Inc.
3904 N. Texas Avenue
Bryan, TX 77803
979.778.0502 (Option 2)
800.446.3746
979.778.0408 FAX
E-mail: oe@np-us.com

Available Chairs

- 5000 Series
- 6000 Series
- 8000 Series
- AbChair
- Adapta
- Big & Tall
- Cozi
- Cozi Stool
- N-dure
- Stratus Upholstered
- XSM – Extra Small

ESD Option – Per Chair

Up Charge

Standard ESD Package (E)

\$290

- Convert to equivalent ESD cylinder
- Convert to aluminum base
- Convert to equivalent ESD casters or glides
- The standard ESD chair is without arms.

Select Additional ESD Options

- | | | |
|--------------------------|--|-------|
| <input type="checkbox"/> | Add conductivity to Upholstered Back Outer (U)
<i>Only available on Neutral Posture® Series</i> | \$20 |
| <input type="checkbox"/> | 4" Adjustable Arms with conductivity | \$240 |
| <input type="checkbox"/> | Add conductivity to 20" Chrome Footring (R2) | \$20 |
| <input type="checkbox"/> | Drag chain
<i>Includes chain and conductivity</i> | \$30 |

Total ESD up charge per chair \$ _____

Customer's Own Material (COM) Form

Dealer Name _____
Contact Name _____
Address _____
City _____ State _____ Zip _____
Phone Number _____
Fax Number _____
Email Address _____
Client Name _____

Fabric Source (Mill) _____
Fabric Pattern Name _____
Fabric Patter Number _____
Fabric Color _____
Backer Type (if any) _____

Fabric Orientation

Attach a fabric sample with the correct orientation

TOP

BOTTOM

Send completed form and sample yardage to:

Neutral Posture, Inc.
Attention: COM Department
3904 N. Texas Avenue
Bryan, Texas 77803
(979) 778-0502 or
com@np-us.com

We will make sure material is sent to the correct plant(s) for testing.

Preferred memo sample size is 12" x 12". Additional yardage may be required for testing.

Please make sure fabric has been approved for CAL117 flammability testing. Most industry fabrics have been tested and approved. NP may not use a fabric that has not been approved for CAL117.

NP will notify you of test results.

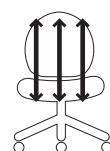
Contact COM Department for pricing/grading. COM yardage may vary, depending on repeat pattern. COM not covered under warranty.

All COM subject to NP testing and approval.

COM form must accompany fabric.

If fabric is a stripe please select the correct orientation:

Horizontal Vertical



Is there a desired top?

Yes _____ No _____

If so please specify.

GSA Contract# GS-27F-0014Y Details

- 1a. Special Item Numbers Awarded:**
 SIN 711-18 Multipurpose seating
 SIN 711-19 Stacking chairs and dollies
 SIN 711-95 Installation services
 SIN 711-2 Work surfaces, work stations, computer furniture and accessories
 SIN 71-1 Packaged office
 SIN 71-205 Chairs-Dining Room, Desk, Side, Period Style and Bar Stools
- 1b. Lowest Priced Item:**
 SIN 711-18 NCUGG1 Urethane - \$151.20
 SIN 711-19 NSID115 Grade C - \$336.00
 SIN 711-95 Not applicable
 SIN 711-2 Call corporate office
 SIN 71-1 Call corporate office
 SIN 71-205 ONGO - \$336.00
- 2. Maximum Order:**
 SIN 711-18 \$200,000.00
 SIN 711-19 \$200,000.00
 SIN 711-95 \$500.00
 SIN 711-2 \$200,000.00
 SIN 71-1 \$5,000,000.00
 SIN 71-205 \$1,000,000
- 3. Minimum Order:**
 All SINs \$50.00
- 4. Geographic Coverage:**
 CONUS & OCONUS
- 5. Point of Production:**
 3904 N. Texas Avenue, Bryan, Brazos County, Texas, USA
- 6. Discount from List Price:**
 Discount from list price 58%
- 7. Quantity Discounts:**
 No discount tiers have been negotiated.
- 8. Prompt Payment Terms:**
 Net 30 Days
- 9. Government Purchase Cards Accepted:**
 Visa/Master Card
- 10. Foreign Item:**
 None
- 11a. Time of Delivery:**
 5 – 90 days after receipt of order; average delivery is 15 days
- 11b. Expedited Delivery:**
 Items available for expedited delivery are noted in this price list. Fabrics and colors available under the “Quick Ship” program are limited.
- 11c. Overnight and 2-day Delivery:**
 Available with an up charge. Contact corporate office.
- 12. F.O.B. Points:**
 Destination/CONUS, within the 48 contiguous states and the District of Columbia. Port of embarkation for delivery to Alaska, Hawaii, Puerto Rico, the Virgin Islands and U.S. Government installations overseas.
- 13. Ordering Address:**
 Neutral Posture, Inc.
 attn: Order Entry/ * or dealer
 3904 North Texas Avenue
 Bryan, TX 77803
 979.778.0502
 800.446.3746
 fax 979.778.0408
 oe@np-us.com
 * Authorized Dealers should be cited on order
- 14. Payment Address:**
 Neutral Posture, Inc.
 3904 N. Texas Avenue
 Bryan, TX 77803
- 15. Warranty Provision:**
 Shown on page three (3), NP warrants to the original customer that the products it manufactures are free of defects in craftsmanship and materials found during normal usage in the warranty period. With prompt written notice, Neutral Posture shall repair or replace, at its option and cost, any products that fail to conform to the warranty with exception of items listed below.
 This warranty does not apply to:
 • Damage caused by a carrier
 • Normal wear and tear
 • Defects caused by improper installation
 • COM or other third party materials applied to the products
 • Products subjected to improper use and conditions
 • Damage resulting from misuse, negligence, accident or alteration
- 16. Export Packing Charges:**
 All items are packed to Commercial Level C export pack. Packaging to other levels is outside the scope of this contract, but will be quoted upon request.
- 17. Terms and Conditions of Government Purchase Card:**
 Government purchase cards will be accepted for purchases at prices shown in this authorized price list (No additional discount offered).
- 18. Terms and Conditions Of Rental, Maintenance, and Repair:**
 Not applicable
- 19. Terms and Conditions of Installation:**
 Installation and instruction are available from authorized dealers. Please contact your local NP Dealer for pricing.
- 20. Terms and Conditions of Repair Parts:**
 Repair parts are offered at the agreed upon discount from the NP repair parts price list in effect at the time the repair parts are ordered.
- 20a. Terms and Conditions for Any Other Services:**
 GSA has accepted all of our standard terms and conditions as noted on page 2-5 and 82-83.
- 21. List of Service and Distribution Points:**
 Not applicable
- 22. List of Dealers:**
 Please contact NP, or visit NeutralPosture.com for the name of your nearest authorized Dealer.
- 23. Preventive Maintenance:**
 Not offered or applicable
- 24. Environmental Attributes:**
 Not applicable
- 25. Other Information:**
 Tax Identification Number (TIN): 74-2983577
 DUNS: 61-0339723
 Cage Code: OUTL8
 CEC: 61134982
 SIC/NAICS: 2522/337214
- 26. CCR:**
 NP is registered with the Central Contractor Registration (CCR) database.
- NOTE:** It is mandatory that all Government purchase orders be made out to NP only. Local Dealers are not authorized to accept purchase orders, issue invoices, or receive payment of Government funds for these items without serious violation of this Federal Supply Schedule Contract.

GSA Contract Overview

GSA Contract

We have had a contract with GSA for over 20 years and they continue to be our most favored customer.

NP is dedicated to helping government agencies meet their facilities and acquisition needs. NP is registered with the Central Contractor Registry (CCR) with ORCA certifications, has an assigned cage code of 0UTL8 and is eligible to receive federal contract awards. NP is also recognized as a Woman Owned Small Disadvantaged Business by the Small Business Administration.

Woman Owned Small Business (WOSB)

The U.S. Small Business Administration (SBA) has issued the Final Rule to amend its regulations governing small business contracting procedures. The SBA has increased the emphasis and awareness of contracting mandates regarding the new 5% spend mandate for WOSB similar to those in place for 8a, SDV and HUB Zones businesses.

As a WOSB, woman owned office furniture manufacturer, we have a Packaged Office contract that includes many great manufacturing partners. We are also willing to team with other manufacturers to help support strong GSA Dealers and meet the needs of our customers. As a WOSB, NP is perfectly positioned with a strong Packaged Office contract and partners to capture this business.

For more information please visit
NeutralPosture.com/WOSB

Available on GSA

Products available on GSA as of February 2015. For the most current list of products available on GSA contact Sales Support or visit NeutralPosture.com.

1000 Series	Embrace Ergo
2000 Series	Embrace Guest
5000 Series	Geo
6000 Series	Graphite
8000 Series	N-dure
Adapta	NV
Big & Tall	NV Guest
Balance	ONGO
Balance Ergo	Right Chair
Cozi	Right Chair Guest
Cozi Guest	U4ia
E-Series	U4ia Guest
Embrace	XSM – Extra Small

Not Available on GSA

Products not available on GSA as of February 2015.

AbChair
Dice

Guardian Chair
NBF074

NBF075
P arm
TheraGel Memory Foam

GSA Overview

GSA Contract# GS-27F-0014Y

Schedule 71 – Furniture

SIN # 71 - 1	Packaged office
SIN # 711 - 18	Multipurpose seating
SIN # 711 - 19	Stacking chairs and dollies
SIN # 711 - 95	Installation services
SIN # 711 - 2	Work surfaces, work stations, computer furniture and accessories
SIN # 71-205	Chairs-Dining Room, Desk, Side, Period Style and Bar Stools


NAICS Codes

337214	Office furniture (except wood) manufacturing
337211	Wood office furniture manufacturing
337127	Institutional furniture manufacturing
423210	Furniture merchant wholesalers

NP products may be found on GSA Advantage, and AF Advantage.

Fabrics

Grade C



Spacer 1,000,000+ double rubs

Grade 1




Ace 1,000,000+ double rubs
Not available on NV™ (3) back




Moda 102,000 double rubs
Momentum Textiles




Tangent 100,000 double rubs
Momentum Textiles



Ratio 100,000 double rubs
Momentum Textiles




Axis 90,000 double rubs
Momentum Textiles



Fuse 100,000 double rubs
Momentum Textiles


Grade 2




Intersect 80,000 double rubs
Momentum Textiles



Jargon 90,000 double rubs
Momentum Textiles




Knack 100,000 double rubs
Momentum Textiles



Lineup 100,000 double rubs
Momentum Textiles


Grade 3



Messenger 100,000+ double rubs
CAL 133



Cloud 9™ 335,000 double rubs
Not available on Embrace™, Embrace Ergo™, Embrace Guest™ & NV™



Revive™ 125,000 double rubs
Not available on Embrace™, Embrace Ergo™, Embrace Guest™ & NV™



Avant 1,500,000 double rubs
CAL 133

Leathers

Grade 2 – Faux Leather



Canter 240,000 double rubs
Momentum Textiles

Grade 5 – Leather



Natural 125,000 double rubs
Only available on Embrace™ & Embrace Ergo™.
Available in black only, leather vinyl combo.

Grade 5 – Premium Faux Leather



Ultraleather™ 400,000 double rubs

Grade 6 – Premium Leather



Madras 335,000 double rubs































Leather Descriptions

Canter
High-quality, durable vinyl/faux leather



Natural
Semi-aniline contract leather

Ultraleather™
Supple faux leather with an extremely smooth, hand natural feel

Madras
Premium, semi-aniline hides with natural grain and a smooth hand, leather/vinyl combo

<p>Ace</p> 						<p>Grade 1</p>
<p>Canter Momentum Textiles</p>						<p>Grade 2</p>
<p>Cloud 9™</p>						<p>Grade 3</p>
<p>Revive™</p>  						<p>Grade 4</p>
<p>Ultraleather™</p>						<p>Grade 5</p>
<p>Madras Leather™</p>						<p>Grade 6</p>
<p>Spacer</p>						<p>Grade C</p>
<p>U4ia® Mesh</p>						
	<p>Black (MO)</p>	<p>Mocha (M3)</p>  <p>London (M1)</p>	<p>Ivory (M4)</p>  <p>Cognac (M2)</p>	<p>Silver (M5)</p>		



GSA	NeutralPosture.com
GREENGUARD	3904 N. Texas Ave.
BIFMA e3/LEVEL	Bryan, TX 77803
ISO 9001:2008 Approved	 979.778.0502
Made in the U.S.A.	 979.778.0408