



NeutralPosture














2018 Seating Price List

July

TABLE OF CONTENTS




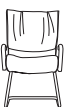










CHAIR USES MATRIX	2	TASK/CONFERENCE SEATING	36	UPHOLSTERY	120
N-TUNE SEATING SYSTEM	4	Arm Options	38	Fabrics	120
GUARDIAN	5	Chair Mechanism Options	40	CAL133	120
CONNEXION ARM	5	Stool Mechanism Options	41	ESD	120
		Headrest Options	42	Leathers	121
		Connexion Arm	43	Quick Ship	121
		Balance	44		
SELLING POLICY	6	Cozi	46	GRADED IN FABRICS	122
Terms & Conditions	6	Cozi Stool	48	Arc Com	122
Ordering	6	Cozi 24/7 (Formally N-dure)	50	Carnegie	123
Prices	6	Cozi Guest	52	C.F. Stinson Vinyl	124
Taxes	6	E-Series	54	C.F. Stinson Vinyl	125
Lead Time	6	Embrace	56	DesignTex	126
Customer's Own Material	6	Embrace Guest	58	Guilford of Maine	127
Storage Fee	6	Icon	60	Knoll	128
Shipping	7	Knomi	62	Luna	129
Freight Damage	7	Knomi Mesh/Mesh	64	Luum	129
Returns	7	NV	66	Maharam	129
Warranty Claims	7	Renati	68	Mayer	131
Delay/Force Majeure	7	Right Chair	70	Momentum	133
Compliance with Law	7	Right Chair Stool	72	Paul Brayton	135
		Right Chair Mesh	74	Ultrafarics	135
		Right Chair Mesh Stool	76	CTL Leather	135
		Right Chair Guest	78		
QUICK SHIP PROGRAM	8	U4ia	80		
Overview	8	U4ia Stool	82		
Fabrics	8	U4ia Guest	84		
		Ulius	86		
WARRANTY	9	Ulius Guest	88		
Lifetime Single Shift	9				
Seating Continuous-shift Intensive Use	9	ACTIVE/GUEST SEATING	90		
		Dice	92		
GENERAL INFORMATION	10	Facet	94		
Patent Information	10				
Certification	10	INDUSTRIAL/HEALTHCARE SEATING	96		
Design	10	AbChair	98		
Women's Business Enterprise (WBE)	10	Adapta Stool	100		
Woman Owned Small Business (WOSB)	10	Geo	102		
Historically Underutilized Business (HUB)	10	Graphite	104		
BIFMA	10	Stratus Upholstered	106		
SCS Indoor Advantage	10	Stratus Urethane	108		
Custom Logos	10				
Cleanroom to Class 100	10	STOOL OPTIONS	110		
Commitment to Non-obsolescence	10	NeXtep	110		
CAL133	11	N-position	110		
ESD Seating	11	Footrings	111		
ESD Order Form	12	Footrests	111		
COM Form	13				
		WORKPLACE ACCESSORIES	112		
FORMS	14	Keyboard Arms	114		
ESD Order Form	14	Keyboard Trays	114		
COM Form	15	Easy Combos	115		
GSA Contract Overview	16	Forearm Supports	117		
GSA Contract Details	17	Anti-fatigue Floor Mats	117		
		CPU Holders	117		
HIGH PERFORMANCE SEATING	18	Adjustable Height Tables	117		
Headrest Options	20				
Back Options	20	SIT/STAND	118		
Seat Options	20	StandUp	118		
Mechanism Options	21	StandUp A1	118		
Arm Options	21	StandUp X1	119		
1000 Series	22				
5000 Series	24				
6000 Series	26				
8000 Series	28				
8000 Series – Tall Skinny	30				
Big & Tall	32				
XSM – Extra Small	34				

Chair Uses Matrix

			Quick Ship	High Performance	Work/Task	Executive	Conference/ Training Room	Guest	Stools
		1000 Series page 22	QS	✓	✓	✓			✓
		5000 Series page 24	QS	✓	✓				✓
		6000 Series page 26	QS	✓	✓	✓			
		8000 Series page 30	QS	✓	✓	✓			✓
		Balance™ page 44			✓	✓	✓		
		Big & Tall page 32	QS	✓	✓	✓			
		Cozi® page 46	QS		✓		✓	✓	✓
		Cozi® 24/7 page 50	QS		✓		✓	✓	✓
		Dice™ page 92						✓	

✓ Standard

Chair Uses Matrix

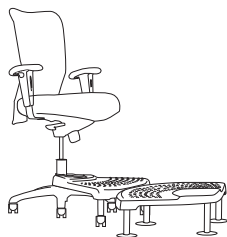
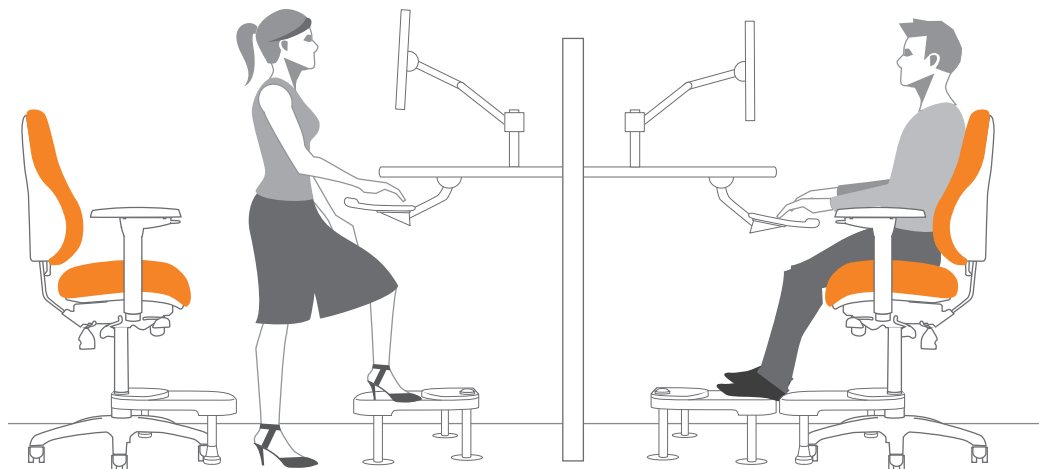
High Performance	Work/Task	Executive	Conference/ Training Room	Guest	Stools	Quick Ship			
	✓	✓	✓		✓	QS	E-Series™ page 54		
		✓	✓	✓			Embrace™ page 56		
				✓		QS	Facet page 94		
	✓	✓	✓		✓	QS	Icon™ page 60		
		✓	✓				NV™ page 66		
	✓	✓	✓		✓	QS	Renati™ page 68		
	✓	✓	✓	✓	✓	QS	Right Chair® page 78		
	✓	✓	✓	✓	✓	QS	U4ia® page 80		 
✓	✓	✓			✓	QS	XSM™ page 34		

✓ Standard

START OF A REVOLUTION

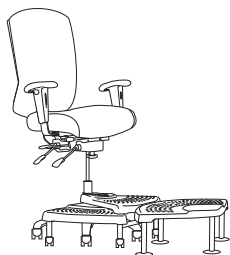
N·tune®, developed by Certified Professional Ergonomists, is all about raising desk heights from 29" to 40" and then raising the chair to stool height, allowing users to easily transition between sitting and standing throughout the workday. Not only does this help alleviate the pains of a sedentary workday, the overall health benefits it provides are immense as well.

By standing for just 2 hours more than normal throughout an average workday, you can burn an extra 280 calories, translating into improvements in BMI, cholesterol, blood pressure levels and many other positive health outcomes.



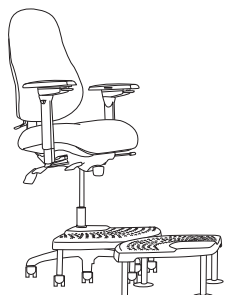
GOOD

- U4ia® with up to 13 adjustable features
- Single platform, depth adjustable 10" NeXtep®
- N-position™ with 10" platform
- N-position™ supports up to 400 lbs



BETTER

- Cozi® with up to 13 adjustable features
- Dual platform, depth adjustable 8"/10" NeXtep® combo
- N-position™ with 10" platform
- N-position™ supports up to 400 lbs



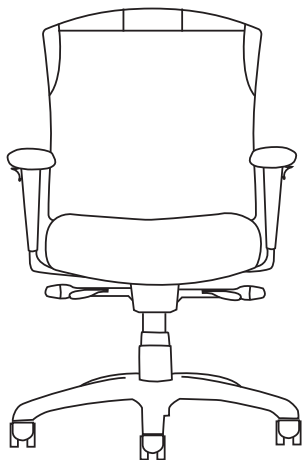
BEST

- 8000 Series with up to 15 adjustable features
- Wide single platform 10" NeXtep® provides more surface area
- N-position™ with 10" platform
- N-position™ supports up to 400 lbs

BULLET RESISTANT

The Guardian® is a NIJ Level II compliant bullet resistant vest custom fitted over the chair's back. A NIJ Level II compliant bullet resistant vest will provide protection against regular powered 9mm handguns, up to .357 Magnums. The vest fits over the back of the chair

and is easily removable. With the vest on the chair, it can also be used as a shield by kneeling behind the back of the chair. In a situation where response time can save your life, there is no quicker solution to protection than having the Guardian® at your desk.



NIJ Level II compliant



Best of NeoCon gold award winner



Protection against regular powered 9mm handguns, up to .357 Magnums



Inconspicuous– looks like a regular chair



Use as shield or vest



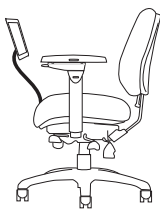
AVAILABLE MODELS

- Cozi page 46
- Cozi Stool page 48
- Cozi 24/7 page 50

CONNEXION® ARM

FEATURES

- Quickly and easily position your tablet where it's comfortable for you
- Holds your tablet so you don't have to
- Eliminates awkward postures and helps
- Engineered for ease of use
- Can be used while sitting or standing
- 3 mounting options, left, right or both



TERMS AND CONDITIONS

For all non-rated or new accounts, payment terms are Cash in Advance (C.I.A.) until credit has been approved or rated. Please send full credit information and references and allow time for Credit Department approval.

For all established accounts, payment is due within thirty (30) days from the invoice date. Neutral Posture (NP) reserves the right to change or cancel the terms of sale based on volume, credit rating and/or credit information. Prepayment, whole or in part, may be requested at any time at the discretion of the corporate office.

Past due accounts are subject to a 1.5% late charge or maximum amount permitted under local law, for each thirty (30) days the outstanding balance remains open after the due date.

Withholding of payments based on carrier damages, shortages or other disputes is illegal and subject to charges.

ORDERING

All orders must be in writing; faxed, e-mailed or mailed. The product model number(s) contained in the order acknowledgment shall be the final expression of the order. A purchase order is not binding on NP until customer has received NP's order confirmation or acknowledgment. Orders must have a contact name and phone number. Orders may not be cancelled without written consent of Neutral Posture.

To expedite complete/correct entry of your order, be certain all model numbers, quantities, colors and area identifications are completely specified. Also, include complete purchase order number(s), bill-to and ship-to addresses, a contact name and specific shipping dates required.

Orders should be sent to:
Neutral Posture
3904 N Texas Avenue Bryan, TX 77803
979.778.0502 (Option 2)
800.446.3746
979.778.0408 FAX
E-mail: oe@neutralposture.com

When an order is received, it is assigned a scheduled ship date. That date is shown on the customer's acknowledgment.

Purchase orders may not be changed or cancelled, in whole or in part, without prior written consent of NP. Changes may affect delivery dates. Expenses incurred because of changes shall be charged to customer. In the event of cancellations, customer will be liable for reasonable cancellation charges established by NP. Orders for special product, orders including customer's own material (COM) and orders pursuant to expedited delivery programs, may not be cancelled.

A minimum of 3% of net expedite fee will be charged for orders requiring less than standard lead times.

PRICES

Prices are subject to change without notice. List prices shall be those in effect on the date of receipt of purchase order unless shipment is requested more than ninety (90) days after order entry in which case prices in effect on the date of shipment apply. Prices in effect at time of shipment prevails in the event of a discrepancy.

TAXES

All sales, use, excise and other taxes applicable to the sale of the products shall be paid by customer. If customer claims an exemption from any tax, customer shall submit to NP the appropriate exemption certificates.

LEAD TIME

Quick Ship lead time is five (5) business days for products noted with Quick Ship in the price list for quantities of 25 chairs or less. 5 day Quick Ship must be requested on purchase order and is not guaranteed until acknowledged by corporate office. Lead times can vary due to fluctuation in production capacity. It is always best to confirm lead time with Customer Service. Standard lead time is 3 - 4 weeks for orders that are not Quick Ship and/or Quick Ship quantities of 26 - 300 units. For larger orders contact Customer Service for lead time.

A 3% of net expedite fee will be charged for orders requiring less than standard lead times. Less than standard lead time is clarified as less than 5 business days for Quick Ship models/quantities or less than 3 - 4 weeks on non-Quick Ship models. Customer to contact Customer Service prior to submitting the order to confirm expediting is available for their specific order.

CUSTOMER'S OWN MATERIAL

A customer who requests a fabric or other surface material not standard to NP's line of products (COM), must submit samples of the requested material to NP prior to entry of a customer order. NP will determine if the material is suitable to its manufacturing processes and products. The customer shall identify the COM to meet any applicable requirements of Underwriters Laboratories, CAL 117-2013, and/or Canadian Standards Association. If the COM is acceptable, NP will then establish a price for using the COM. For a description of the procedures for submitting samples and testing, contact Customer Service. NP shall have no responsibility for the appearance, condition, performance, durability, colorfastness or any other physical attribute of the COM. Customer shall indemnify and hold NP harmless for any damages, injuries or losses arising out of or related to use of the COM on the product.

STORAGE FEE

Any changes made by the customer to postpone the delivery date on orders which have already gone into production, will be charged a storage fee. This fee will be applied to both partially and fully built orders. NP will advise of fee prior to applying charge.

TERMS AND CONDITIONS

SHIPPING

Most NP products include shipping. All standard discount orders are F.O.B destination delivered by way of parcel or freight carrier service dock to dock within the forty-eight (48) contiguous United States, District of Columbia and within Canada, excluding the Yukon, Northwest Territories, Nunavut and Newfoundland. NP will designate the shipping mode and carrier based on geographical location and best service as defined by our Logistics Department.

For orders shipping outside the forty-eight (48) contiguous United States, District of Columbia and within Canada, excluding the Yukon, Northwest Territories, Nunavut and Newfoundland, customer pays shipping from port of embarkation to destination and order will be shipped "best way". Customer will incur additional charges if they choose to specify a freight carrier.

Any order requiring special delivery service, other than normal dock to dock delivery, will incur additional charges. These services include, but are not limited to residential delivery, limited access delivery, lift gate service, inside delivery, call before delivery, re-routed deliveries, specific delivery date/time requests or congestion fees. These charges will be quoted at customer request.

Conditions beyond the control of NP, including weather, available facilities and traffic conditions, may affect exact time of delivery. NP shall not be responsible for specific carrier delivery date or time unless it has made a specific delivery commitment, in writing.

Delivery date and time are at the discretion of the carrier within reasonable transit time unless special arrangements have been agreed to in writing between customer and NP prior to shipment.

Accessorial Charges

Nonstandard methods of shipment and/or additional services are available upon request. These include, but are not limited to the following:

- Inside Delivery/Pick Up
- Lift Gate Required
- Limited Access Delivery
- Notification/CBD
- Residential Delivery
- Ship Fully Assembled
- Pre-delivery Notification
- Re-delivery/Return Trip

FREIGHT DAMAGE

Upon receipt of shipment consignee is responsible for checking delivery for shortages or signs of damage. If a problem is discovered, bring it to the driver's attention immediately. If any of the goods called for on the Bill of Lading are shorted or damaged, consignees should not accept them until the carrier makes a notation on the freight bill of the shorted or damaged goods. The more precise the notation, the easier the claim can be resolved. NP's responsibility ceases when the consignee signs the freight delivery receipt as received in good condition. Shipping claims must be made within thirty (30) days of shipment delivery.

RETURNS

The return of product without written authorization by NP shall not be accepted. All merchandise returns must be pre-approved by the corporate office and sent freight prepaid. Contact the Warranty Department, warrantyrequest@neutralposture.com, to receive a Return Merchandise Authorization (RMA) number for any return. RMAs are valid for thirty (30) days and any returned merchandise without a RMA number will be refused.

No deductions from any NP invoices can be made for return merchandise until it is approved by the corporate office. No deductions will be honored until returned goods are processed through a quality control audit.

All returns for cancelled orders must be pre-approved by the corporate office and sent freight prepaid. No returns will be authorized unless our inventory allows it, the parts are in good reusable condition and it was sold within the last thirty (30) days. Authorized seating returns will be charged a thirty percent (30%) [twenty percent (20%) for GSA] restocking fee, by agreement, to cover handling, inspection, stocking and repackaging. Products not currently offered for sale by NP (including COM) shall not be authorized for return. All returned products must be unused, in original condition and in the original NP packing cartons. No refund or credit will be given for damaged products.

WARRANTY CLAIMS

Repair or replacement of defective parts under warranty will be made through NP at no cost to the customer, except for labor in accordance to our warranty policy. Freight for products and parts covered under warranty will be covered for the forty-eight (48) contiguous states, the District of Columbia and Canada, excluding the Yukon, Northwest Territories, Nunavut and Newfoundland, with the method of shipping at NP's discretion. All claims must include the product serial number. NP will have no warranty obligation if the product was subjected to abuse, alteration, misuse, negligence or accident or if the user fails to perform the proper maintenance for the product.

DELAY/FORCE MAJEURE

Neutral Posture shall not be liable for failure to perform or for delay in performance due to fire, flood, strike or other labor difficulty, act of God, act of any governmental authority or of the customer, riot, embargo, fuel or energy shortage, wrecks or delay in transportation, inability to obtain necessary labor, materials or manufacturing facilities from usual sources or failure of suppliers to meet their contractual obligations, or due to any cause beyond its reasonable control. If any such event occurs, Neutral Posture may extend delivery dates by a period of time necessary to overcome the effect of such delay, allocate available product or cancel any purchase order.

COMPLIANCE WITH LAW

Customer is solely responsible for compliance with all applicable federal, state and local laws, ordinances, regulations, rules and standards relating to the installation, maintenance, use and operation of the products.

QUICK SHIP OVERVIEW

Neutral Posture's Quick Ship program allows customers to receive selected items sooner, for no extra charge. Items available on the Quick Ship program will be manufactured and shipped within 5 business days of an accurately specified order. Orders must be designated as Quick Ship on the PO in order to be processed as Quick Ship.

AVAILABLE CHAIRS	MAX QTY
1000 Series	25
5000 Series	25
6000 Series	25
8000 Series	25
Big & Tall	25
Cozi	25
Cozi 24/7	25
E-Series	25
Facet	25
Icon	25
Right Chair	25
Renati	25
U4ia	25
XSM	25

QUICK SHIP FABRICS

Grade 1

Spacer	Pewter	200651
Spacer	Ink	200649
Spacer	Black	200648
Spacer	Wine	200650

Grade 2

Ace	Toast	200714
Ace	Peony	200710
Ace	Char	200703
Ace	Midnight	200709
Ace	Jet	200707

Grade 3

Cloud 9	Red Dawn
Cloud 9	Midnight Sky
Cloud 9	New Haze
Cloud 9	Fog
Cloud 9	Thunder

WARRANTY

EFFECTIVE APRIL 2017

Neutral Posture warrants to the original customer from the date of purchase that the products NP manufactures and sells to the customer are free of defects in workmanship and materials under normal use during the applicable warranty period set forth below.

Normal use is defined as wear which occurs in an office environment during the course of a normal single-shift usage workday (8 hours per day/5 days per week). NP products used in an environment exceeding 8 hours per day/5 days per week, are warranted to be free from defects in workmanship and materials for a period of two (2) years.

NP's warranty obligation is limited to the replacement or repair, at NP's discretion, of defective products which have been reported by the original customer to be defective in workmanship or material and which are found to be so by NP upon inspection. Defective products shall be returned at the discretion of the corporate office and all returns must be authorized in advance. NP will assume no responsibility for any labor charges.

Freight for products and parts under warranty will be covered for the forty-eight (48) contiguous United States, District of Columbia and within Canada, excluding the Yukon, Northwest Territories, Nunavut and Newfoundland, with the method of shipping at NP's discretion.

The user shall be responsible for all maintenance service, which includes but not limited to: lubricating and cleaning of the product, assembly, adjustment, checking all screws every six months and performing operation checks.

PRODUCT AND PERIOD OF WARRANTY

12 Years

All products and components except as noted below

10 Years

Chair controls, pneumatic cylinders, casters, glides, arms and plastic components

5 Years

StandUp®, StandUp®A1, inflatable lumbar, anti-fatigue mats, footrings, footrests, NeXtep®, CPU holders, monitor arms, keyboard trays, keyboard mechanisms, Connexion Arm®, foam, mesh material, Guardian®

3 Years

Upholstery excluding leather, Ultraleather™, NovaSuede®, UltraSuede®, Finesse®, Graded In, COM or COL

2 Years

StandUp®X1, Rovi, tablet holder, forearm supports

Replacement Parts

Warranted for two (2) years or the balance of the original warranty, whichever is longer

Engineer-to-Order Product

NP warrants all Engineer-to-Order products to be free from defects in workmanship given normal use and care for three (3) years of single-shift service

CONTINUOUS-SHIFT

Covers all components of the chair for a period of five (5) years to the original customer from the date of purchase except for upholstery and inflatable lumbar. Only upholstery with a double rub rating of over 1M is warranted for the complete 5-year period.

EXCLUSIONS

- The product was not purchased new from NP
- The product was subjected to abuse, alteration, misuse, negligence or accident
- Damage caused by a carrier
- Normal wear and tear or acts or omissions of parties other than NP (including user modification, improper use or installation of products)
- Colorfastness, matching of color, fabric puddling, or wearing qualities of any material
- Neutral Posture is not responsible for slight differences in fabric color due to supplier dye lot differences on large orders or on repeat orders placed at later dates from the original order
- Leather, Ultraleather™, NovaSuede®, UltraSuede®, Finesse®, COM, COL or any other third party materials applied to product as specified by the customer including attributes such as appearance, durability, quality, behavior, colorfastness, performance, etc.
- Non-compliance with installation and maintenance instructions
- Modifications or attachments to the product that are not approved by NP and product failures resulting from such modifications or attachments
- Damage caused by cleaning chemicals
- Dye transfers caused by external contaminants (including clothing and accessory dye such as those used on denim jeans)
- Substitution of any unauthorized non-NP components for use in the place of NP components
- Products that are exposed to extreme environmental conditions and/or have been subject to improper storage
- Damage from sharp objects such as writing utensils, heeled shoes, scissors, jewelry or keys

The warranty printed above is the only warranty applicable to these products. All other warranties expressed or limited, including but not limited to the implied warranties of merchantability and fitness for a particular purpose are disclaimed.

GENERAL INFORMATION

PATENT INFORMATION

Neutral Posture® Chair	U.S. Patent #4,552,404
AbStool®	U.S. Patent #6,877,812
	U.S. Patent #7,104,606
360° Adjustable Arms	U.S. Patent #6,296,312
Adjustment Guide	U.S. Patent #D458,777
Balance™	U.S. Patent #D541,061
Connexion® Arm	U.S. Patent #8,955,905
ElementAl®	U.S. Patent #D588,145
Fring® Footrest	U.S. Patent #6,142,571
	U.S. Patent #6,607,246
Inflatable Lumbar	U.S. Patent #6,220,663
	U.S. Patent #6,290,295
Keyboard Tray	U.S. Patent #D463,441
NeXtep®	U.S. Patent #7,036,886
N•Position™	U.S. Patent #D557,513
StandUp®	U.S. Patent #7,048,236
Cover for a	
Seating Device	U.S. Patent #D647,353
Other Patents Pending	

CERTIFICATION

Independent tests show that all NP chairs meet or exceed current ANSI/HFES 100-2007, ANSI/BIFMA and California 117 certification standards. Certain NP products meet California Technical Bulletin 133 and task intensive certification standards. All cylinders are rated Class 4 or better by UNI standards.

DESIGN

NP reserves the right to make changes and improvements in design and materials and to discontinue parts and components at their discretion.

WOMEN'S BUSINESS ENTERPRISE (WBE)

This certification is administered by the Women's Business Enterprise National Council (WBENC) and is used to qualify potential vendors as credible diversity suppliers. NP is certified as a WBE by WBENC.

WOMAN OWNED SMALL BUSINESS (WOSB)

The U.S. Small Business Administration's WOSB Federal Contract Program provides greater access to federal contracting opportunities for WOSBs. The program allows contracting officers to set aside specific contracts for certified WOSBs and helps federal agencies achieve the existing statutory goal of five percent of federal contracting dollars being awarded to WOSBs. NP is certified as a WOSB by WBENC.

HISTORICALLY UNDERUTILIZED BUSINESS (HUB)

The Texas Historically Underutilized Business (HUB) program encourages the use of HUBs in state procurement and provides information to minority and woman-owned businesses on the state's procurement process. NP is certified as a HUB.

BUSINESS AND INSTITUTIONAL FURNITURE

MANUFACTURER'S ASSOCIATION

NP is a member of the Business and Institutional Furniture Manufacturer's Association (BIFMA). Tests developed by BIFMA and approved by the American National Standards Institute (ANSI) determine the strength and durability of office furniture in its everyday use. Although this testing does not serve as a warranty or guarantee, NP standard products within this price list meet or exceed applicable ANSI/BIFMA X5.1-2011, BIFMA G1-2001 and ANSI/HFES 100-2007 standards. Combinations of options added on to the standard products may not meet ANSI/ BIFMA standards. Those combinations which do not meet ANSI/BIFMA standards are not available on GSA. Additionally, most seating is BIFMA level 2 certified. For more information, contact Customer Service at customerservice@neutralposture.com.

SCS INDOOR ADVANTAGE CERTIFICATION

All NP seating products are certified by SCS Global Services for indoor air quality.

CUSTOM LOGOS

Your company, university, mascot, etc as a custom logo in embroidery can be placed on most fabrics or in Cloud 9™. Contact Customer Service at customerservice@neutralposture.com for details and cost.

CLEANROOM TO CLASS 100

Independent testing according to Federal STD 209E (correlates to ISO-14644C Class 5) confirms NP Cleanroom seating meets or exceeds Class 100 requirements. NP Cleanroom models are designed to prevent particulates in Cleanroom environments. In addition to top-quality vinyl upholstery, a HEPA filtration system in the seat and backrest prevent particulate release.

Available Models	Upcharge (List)
Big & Tall	\$120
Cozi	\$120
Cozi 24/7	\$120
NP55500-D1	\$120
NP55600-D1	\$120
AbChair (Urethane)	\$120
Adapta Stool	\$120
Stratus Upholstered	\$120
Stratus Urethane	\$70
Graphite	\$70
Geo	\$70

NEUTRAL POSTURE'S COMMITMENT TO NON-OBSOLESCENCE.

To address the way people work today and the ever changing work environment, Neutral Posture introduces new and improved products. These introductions are designed to retrofit existing customer inventory. Enhancements mean nothing if you can't adapt. If a product is enhanced, function changes or demand becomes low, Neutral Posture will provide compatible products across generations of equal or similar appearance and operational characteristics in terms of form, fit and function. Because mills and suppliers discontinue fabrics, laminates and paints with little or no notice, Neutral Posture is not able to guarantee finish availability. When possible notification of discontinued finishes to dealers and end users will be made. Neutral Posture will provide a 90-day window from the date of discontinuation in which we will guarantee availability of the finish.

GENERAL INFORMATION

CAL 133

Almost every model in the NP family of seating products meets the specifications for California Technical Bulletin 117, the industry standard for upholstered furniture. Additionally, NP chairs can be upgraded to meet the more stringent, California Technical Bulletin 133 standard, which is required by the California Bureau of Home Furnishings and Thermal Insulation for contract seating used in public facilities.

Standard CAL 133 Models and Options

Fabric/Vinyl \$265 Upcharge (List)
Leather Contact
customerservice@neutralposture.com

Available Chairs	Options	Exceptions
5000 Series	All	Inflatable Lumbar
6000 Series	All	Inflatable Lumbar No Pillow Top All Headrests
8000 Series	All	Inflatable Lumbar All Headrests
Big & Tall	All	Inflatable Lumbar Arm Shroud Pillow Top All Headrests
AbChair	All	Urethane AbRest Cleanroom
Cozi	All	
Cozi 24/7	All	
Dice	All	Arms
Right Chair	All	
U4ia	All	

NP can also utilize COM for the CAL 133 upgrade if the material is an inherently flame retardant (FR) material, like Trevira® or Avora®. For large orders and corporate standards programs, NP can also facilitate a lab-supervised burn test for each chair/upholstery combination. These tests will be negotiated and supervised through NP's Engineering Department.

All models that comply with CAL 133 will be labeled accordingly on both the packing slip and the serial number description tag. Additionally, they will contain a label with the following notice:

Notice: This chair is manufactured in compliance with California Technical Bulletin 133 and meets the flammability requirements of the California Bureau of Home Furnishings.

ELECTROSTATIC DISCHARGE (ESD) SEATING

NP ESD models are tested to meet the requirements of today's ESD environment with conductive components and fabrics (1% carbon fiber with surface resistivity no greater than 1.3 x 10⁶ ohms/sq.cm when test in accordance with ANSI/ESD STM12.1-2006). ESD chairs are an integral part of an effective ESD system that includes a conductive floor or mat to complete conductive path.

Upholstery

- Conductive cloth or vinyl

Options

- 20" Footring
- Upholstered Back Outer
- 4" Height Adjustable Arms
- T Arms
- Drag Chain

Features

- Polished Aluminum Base

Available Chairs	Upcharge (List)
5000 Series	\$290
6000 Series	\$290
8000 Series	\$290
AbChair	\$290
Adapta	\$290
Big & Tall	\$290
Cozi	\$290
Cozi Stool	\$290
Cozi 24/7	\$290
Stratus Upholstered	\$290
XSM – Extra Small	\$290

Upcharge added to graded price. Many other options and features available at an added charge. Please refer to page 12 for pricing.

ESD Order Form

Client _____

Contact Name _____

Phone Number _____

Fax Number _____

Email Address _____

City _____

State _____ Zip _____

Purchase Order Number _____

Quantity _____

Model # _____ List Price _____

ESD Option – Per Chair

Up Charge

Standard ESD Package (E)

\$290

- Convert to equivalent ESD cylinder
- Convert to aluminum base
- Convert to equivalent ESD casters or glides
- The standard ESD chair is without arms.

Select Additional ESD Options

- | | | |
|--------------------------|--|-------|
| <input type="checkbox"/> | Add conductivity to Upholstered Back Outer (U)
<i>Only available on Neutral Posture® Series</i> | \$20 |
| <input type="checkbox"/> | 4" Adjustable Arms with conductivity | \$240 |
| <input type="checkbox"/> | Add conductivity to 20" Chrome Footring (R2) | \$20 |
| <input type="checkbox"/> | Drag chain
<i>Includes chain and conductivity</i> | \$30 |

Total ESD up charge per chair \$ _____

Send completed form with order to:

Neutral Posture, Inc.
3904 N. Texas Avenue
Bryan, TX 77803
979.778.0502 (Option 2)
800.446.3746
979.778.0408 FAX
E-mail: oe@np-us.com

Available Chairs

- 5000 Series
- 6000 Series
- 8000 Series
- AbChair
- Adapta
- Big & Tall
- Cozi
- Cozi Stool
- Cozi 24/7
- Icon
- Stratus Upholstered
- XSM – Extra Small

Customer's Own Material (COM) Form

Dealer Name _____

Contact Name _____

Address _____

City _____ State _____ Zip _____

Phone Number _____

Fax Number _____

Email Address _____

Client Name _____

Fabric Source (Mill) _____

Fabric Pattern Name _____

Fabric Pattern Number _____

Fabric Color _____

Backer Type (if any) _____

Fabric Orientation

Attach a fabric sample with the correct orientation

TOP

BOTTOM

Send completed form and sample yardage to:

Neutral Posture, Inc.
Attention: COM Department
3904 N. Texas Avenue
Bryan, Texas 77803
(979) 778-0502 or
com@np-us.com

We will make sure material is sent to the correct plant(s) for testing.

Preferred memo sample size is 12" x 12". Additional yardage may be required for testing.

Please make sure fabric has been approved for CAL117 flammability testing. Most industry fabrics have been tested and approved. NP may not use a fabric that has not been approved for CAL117.

NP will notify you of test results.

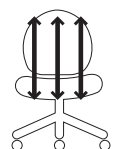
Contact COM Department for pricing/grading. COM yardage may vary, depending on repeat pattern. COM not covered under warranty.

All COM subject to NP testing and approval.

COM form must accompany fabric.

If fabric is a stripe please select the correct orientation:

☐ Horizontal ☐ Vertical



Is there a desired top?

Yes _____ No _____

If so please specify.

ESD Order Form

Client _____

Contact Name _____

Phone Number _____

Fax Number _____

Email Address _____

City _____

State _____ Zip _____

Purchase Order Number _____

Quantity _____

Model # _____ List Price _____

Send completed form with order to:

Neutral Posture, Inc.
3904 N. Texas Avenue
Bryan, TX 77803
979.778.0502 (Option 2)
800.446.3746
979.778.0408 FAX
E-mail: oe@np-us.com

Available Chairs

- 5000 Series
- 6000 Series
- 8000 Series
- AbChair
- Adapta
- Big & Tall
- Cozi
- Cozi Stool
- Cozi 24/7
- Stratus Upholstered
- XSM – Extra Small

ESD Option – Per Chair

Up Charge

Standard ESD Package (E)

\$290

- Convert to equivalent ESD cylinder
- Convert to aluminum base
- Convert to equivalent ESD casters or glides
- The standard ESD chair is without arms.

Select Additional ESD Options

- | | |
|---|-------|
| <input type="checkbox"/> Add conductivity to Upholstered Back Outer (U)
<i>Only available on Neutral Posture® Series</i> | \$20 |
| <input type="checkbox"/> 4" Adjustable Arms with conductivity | \$240 |
| <input type="checkbox"/> Add conductivity to 20" Chrome Footring (R2) | \$20 |
| <input type="checkbox"/> Drag chain
<i>Includes chain and conductivity</i> | \$30 |

Total ESD up charge per chair \$ _____

Customer's Own Material (COM) Form

Dealer Name _____

Contact Name _____

Address _____

City _____ State _____ Zip _____

Phone Number _____

Fax Number _____

Email Address _____

Client Name _____

Fabric Source (Mill) _____

Fabric Pattern Name _____

Fabric Pattern Number _____

Fabric Color _____

Backer Type (if any) _____

Fabric Orientation

Attach a fabric sample with the correct orientation

TOP

BOTTOM

Send completed form and sample yardage to:

Neutral Posture, Inc.
Attention: COM Department
3904 N. Texas Avenue
Bryan, Texas 77803
(979) 778-0502 or
com@np-us.com

We will make sure material is sent to the correct plant(s) for testing.

Preferred memo sample size is 12" x 12". Additional yardage may be required for testing.

Please make sure fabric has been approved for CAL117 flammability testing. Most industry fabrics have been tested and approved. NP may not use a fabric that has not been approved for CAL117.

NP will notify you of test results.

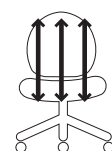
Contact COM Department for pricing/grading. COM yardage may vary, depending on repeat pattern. COM not covered under warranty.

All COM subject to NP testing and approval.

COM form must accompany fabric.

If fabric is a stripe please select the correct orientation:

☐ Horizontal ☐ Vertical



Is there a desired top?

Yes _____ No _____

If so please specify.

GSA Contract Overview

GSA CONTRACT

We have had a contract with GSA for over 20 years and they continue to be our most favored customer.

NP is dedicated to helping government agencies meet their facilities and acquisition needs. NP is registered with the System For Award Management (SAM) formerly Central Contractor Registry (CCR) with ORCA certifications, has an assigned cage code of 0UTL8 and is eligible to receive federal contract awards. NP is also recognized as a Woman Owned Small Disadvantaged Business by the U.S. Small Business Administration (SBA).

WOMEN-OWNED SMALL BUSINESS (WOSB) / ECONOMICALLY DISADVANTAGED WOMEN- OWNED SMALL BUSINESS (EDWOSB)

The U. S. Small Business Administration (SBA) issued the Final Rule to amend its regulations governing small business contracting procedures. The SBA has increased the emphasis and awareness of contracting mandates regarding the new 5% spend mandate for WOSB/EDWOSB's similar to those in place for 8a, SDV and HUB Zone businesses.

The SBA has also implemented a Sole Source vehicle for Economically Disadvantaged Women-Owned Small Businesses (EDWOSB). Neutral Posture, a small business manufacturer, received this certification in April of 2016.

Our Packaged Office contract includes many great manufacturing partners and we are willing to team with other manufacturers to support strong GSA Dealers and meet the needs of our customers.

For more information please visit
NeutralPosture.com/WOSB

GSA OVERVIEW

GSA Contract# GS-27F-0014Y

Schedule 71 – Furniture

SIN 71–1	Packaged Office
SIN 71–205	Chairs-Dining Room, Desk, Side, Period Style & Bar Stools
SIN 711–1	Furniture Systems & Workstation Clusters
SIN 711–11	Tables & Accessories
SIN 711–18	Multipurpose Seating
SIN 711–19	Stacking Chairs & Dollies
SIN 711–2	Worksurfaces, Workstations, Computer Furniture & Accessories
SIN 711–3	Filing and Storage Cabinets, Shelves, Mobile Carts, Dollies, Racks & Accessories
SIN 711–91	Project Management (Furniture Related)
SIN 711–94	Office Design/Layout Services
SIN 711–95	Installation Services

NAICS CODES

337214	Office Furniture (except wood) Manufacturing
337211	Wood Office Furniture Manufacturing
337127	Institutional Furniture Manufacturing
423210	Furniture Merchant Wholesalers

NP products may be found on GSA
Advantage and AF Advantage.

AVAILABLE ON GSA

Products available on GSA as of June 2016. For the most current list of products available on GSA contact Sales Support or visit NeutralPosture.com.

1000 Series
5000 Series
6000 Series
8000 Series
Adapta
Big & Tall
Balance
Cozi
Cozi 24/7
Cozi Guest
Dice
E-Series
Embrace
Embrace Guest
Equity^{NP}
Facet
Geo
Graphite
Icon
Knomi
NV
ONGO
Renati
Right Chair
Right Chair Guest
U4ia
U4ia Guest
Ulius
Ulius Guest
XSM – Extra Small

NOT AVAILABLE ON GSA

Products not available on GSA as of February 2017.

AbChair
Guardian
NBF074
NBF075
P Arm
TheraGel Memory Foam

TERM DATE 6/26/2012 – 6/26/2022

1a. Special Item Numbers Awarded

SIN 71-1	Packaged Office
SIN 71-205	Chairs-Dining Room, Desk, Side, Period Style & Bar Stools
SIN 711-1	Furniture Systems & Workstation Clusters
SIN 711-11	Tables & Accessories
SIN 711-18	Multipurpose Seating
SIN 711-19	Stacking Chairs & Dollies
SIN 711-2	Worksurfaces, Workstations, Computer Furniture & Accessories
SIN 711-3	Filing and Storage Cabinets, Shelves, Mobile Carts, Dollies, Racks & Accessories
SIN 711-91	Project Management (Furniture Related)
SIN 711-94	Office Design/Layout Services
SIN 711-95	Installation Services

1b. Lowest Priced Item

SIN 71-1	Call Corporate Office	
SIN 71-205	ONGO	\$342.72
SIN 711-1	EP3P29 Single Post	\$32.55
SIN 711-11	Call Corporate Office	
SIN 711-18	NCUGG1 Urethane	\$154.14
SIN 711-19	FAC165 Grade 1	\$164.64
SIN 711-2	Call Corporate Office	
SIN 711-3	SPTRY Pencil Tray	\$5.95
SIN 711-91	Not Applicable	
SIN 711-94	Not Applicable	
SIN 711-95	Not Applicable	

1c. Installation Rate — SIN 711-1, 711-3, 711-11

\$51.50 per hour (non-union inclusive IFF)
\$106.25 per hour (union inclusive of IFF)

Project Management Fee — SIN 711-91

Senior Project Manager	\$75 per hour (inclusive IFF)
Project Manager	\$55.58 per hour (inclusive IFF)
Project Coordinator	\$50 per hour (inclusive IFF)

Design/Layout Fee — SIN 711-94

\$65 per hour (inclusive IFF)
\$85 per hour CADD service (inclusive IFF)

2. Maximum Order

SIN 71-1	\$5,000,000
SIN 71-205	\$1,000,000
SIN 711-1	\$500,000
SIN 711-11	\$500,000
SIN 711-18	\$200,000
SIN 711-19	\$200,000
SIN 711-2	\$200,000
SIN 711-3	\$500,000
SIN 711-91	\$150,000
SIN 711-94	\$150,000
SIN 711-95	\$150,000

3. Minimum Order

All SINS	\$50
----------	------

4. Geographic Coverage

CONUS & OCONUS

5. Point of Production

3904 N. Texas Avenue, Bryan, Brazos County, Texas, USA

6. Discount from List Price

Seating/Workplace Accessories

SIN 711-2, 711-18, 711-19, 711-205 — Discount 58%

Systems

SIN 711-1, 711-3, 711-11 — Discount 65%

7. Quantity Discounts

No discount tiers have been negotiated.

8. Prompt Payment Terms

Net 30 Days

9. Government Purchase Cards Accepted

Visa/Master Card

10. Foreign Item

None

11a. Time of Delivery

5 – 90 days after receipt of order.

11b. Expedited Delivery

Expedited delivery available. Contact NP Sales Support.*

11c. Overnight and 2-day Delivery

Available with an upcharge. Contact NP Sales Support.*

12. F.O.B. Points

Destination/CONUS, within the 48 contiguous states and the District of Columbia. Port of embarkation for delivery to Alaska, Hawaii, Puerto Rico, the Virgin Islands and U.S. Government installations overseas.

13. Ordering Address

Neutral Posture, Inc.
attn: Order Entry/ * or dealer
3904 N. Texas Avenue
Bryan, TX 77803
979.778.0502
800.446.3746
fax 979.778.0408
oe@neutralposture.com
* Authorized Dealers should be cited on order

14. Payment Address:

Neutral Posture, Inc.
3904 N. Texas Avenue
Bryan, TX 77803

15. Warranty Provision:

Neutral Posture's commercial warranty applies.

16. Export Packing Charges:

Contact NP Sales Support for quote.*

17. Terms and Conditions of Government Purchase Card:

Government purchase cards will be accepted for purchases at prices shown in this authorized price list (no additional discount offered).

18. Terms and Conditions Of Rental, Maintenance, and Repair:

Not applicable

19. Terms and Conditions of Installation:

Installation and instruction are available from authorized dealers. Please contact your local NP Dealer for pricing.

20. Terms and Conditions of Repair Parts:

Repair parts are offered at the agreed upon discount from the NP repair parts price list in effect at the time the repair parts are ordered.

20a. Terms and Conditions for Any Other Services:

GSA has accepted all of our standard terms and conditions as noted on 16-17.

21. List of Service and Distribution Points:

Not applicable

22. List of Dealers:

Please contact NP, or visit NeutralPosture.com for the name of your nearest authorized Dealer.

23. Preventive Maintenance:

Not offered or applicable

24. Environmental Attributes:

Not applicable

25. Other Information:

Tax Identification Number (TIN):	74-2983577
DUNS:	61-0339723
Cage Code:	OUTL8
CEC:	61134982
SIC/NAICS:	2522/337214

26. CCR:

NP is registered in System For Award Management (SAM) formerly Central Contractor Registration (CCR) database.

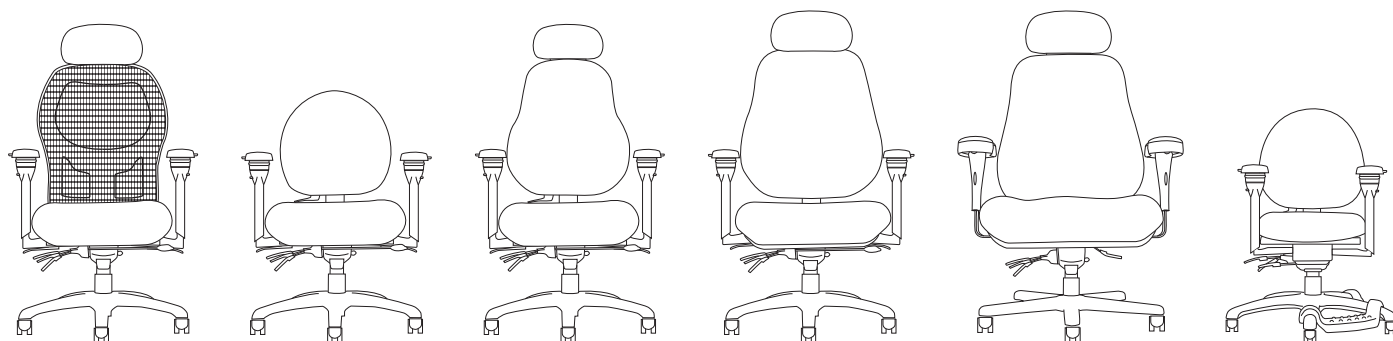
NOTE: It is mandatory that all Government purchase orders be made out to NP only. Local Dealers are not authorized to accept purchase orders, issue invoices or receive payment of Government funds for these items without serious violation of this Federal Supply Schedule Contract.

HIGH PERFORMANCE SEATING

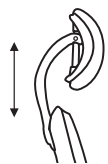
Neutral Posture's high performance chairs are truly at the top of the line in the industry when it comes to comfort. The chairs offer up to 15 adjustments ensuring that the chair will fit every inch of your body just right. Our high performance chairs are made to fit anyone and everyone, with our Neutral Posture Series chairs fitting anyone within the 5th percentile female to the 95th percentile male and the XSM and the Big and Tall fitting anyone outside that

range. These chairs are also well known for their weight dispersing abilities. Weight dispersion presents a much more comfortable seat by spreading out the weight of your body, lowering the pressure by 50%. The high performance seating is engineered as a tool to empower those who use it. The high performance seating can be used for long periods of time promoting productivity and are just as comfy at the end of the day as they were at the beginning.

HIGH PERFORMANCE SEATING



HEADREST OPTIONS

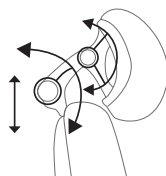


H1 HEADREST

Black Vinyl

For mesh back

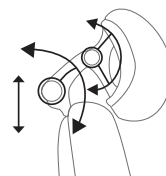
- Height



H4 HEADREST

Matching Upholstery

- Height
- Depth
- 2 Pivot Points



H5 HEADREST

Black Faux Leather

- Height
- Depth
- 2 Pivot Points

BACK OPTIONS



1 BACK

- Not height adjustable
- Mesh back
- Independent lumbar adjustment
- Easily converts to an upholstered back with optional sleeve



5 BACK

- Height adjustable
- Mid back with minimal lateral contour
- Excellent lower back support with inflatable lumbar
- Small profile
- Good choice for tight areas



6 BACK

- Height adjustable
- High back with minimal lateral contour
- Excellent upper & lower back support with inflatable lumbar
- Tallest, widest backrest
- Good choice for larger users



8 BACK

- Height adjustable
- High back with moderate lateral contour
- Excellent upper & lower back support with inflatable lumbar
- Excellent choice for all applications

SEAT OPTIONS



5 SEAT

Medium Seat, Minimal Contour


- 3" thick foam eliminates "bottoming out"
- Fits widest range of population



8 SEAT

Large Seat, Minimal Contour

- Large dimension accommodates larger users
- 3" thick foam eliminates "bottoming out"



6 SEAT

Medium Seat, Moderate Contour

- Contoured seat design minimizes seated pressure
- 3" thick foam eliminates "bottoming out"
- Arm post notches reduce armrest width by 2"



9 SEAT

Large Seat, Deep Contour

- Largest contoured seat
- Designed for larger users & to support forward tilt (i.e. neutral posture)
- Maximizes surface contact to disperse seated pressure

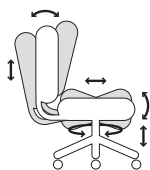


7 SEAT

Medium Seat, Deep Contour

- Most contoured seat design
- Designed to support forward tilt (i.e. neutral posture)
- Maximizes surface contact to disperse seated pressure

MECHANISM OPTIONS

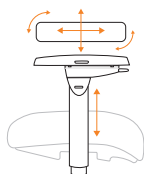


0 MECHANISM

Multi-function

- Center pivot
- Swivel 360°
- Pneumatic seat height
- Back height
(not available on 1000 Series)
- Seat angle
- Seat tension
- Independent back angle
- Forward tilt-stop
- Seat slider

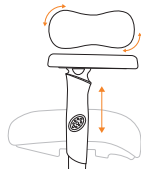
ARM OPTIONS



0 ARM

5-way 360°

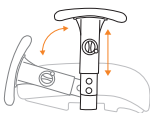
- Height, width, depth & pivot adjustable
- 24 positive-lock angle positions in 360° range
- Arm pads slide in & out for additional width adjustment
- Arm pads slide back & forth allowing closest access to work



3 ARM

360° Swivel w/Oversized Urethane

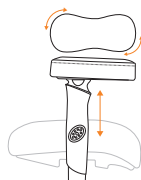
- Height, width & pivot adjustable
- Oversized arm pads provide large, soft surface
- 22 positive-lock angle positions in 360° range
- 180° rotation alternates long/short end positioning for access to work



4 ARM

Swing

- Unique design swings arm down & out of the way
- Height, width & swing-down adjustable
- Excellent for multi-user applications where not all want armrests



6 ARM

Oversized Black Vinyl Arm Pads

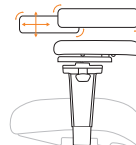
- Height, width & pivot adjustable
- Oversized, padded arm pads provide large, extra soft surface
- 22 positive-lock angle positions in 360° range
- 180° rotation alternates long/short end positioning for access to work



7 ARM

Oversized Fabric/Leather Arm Pads

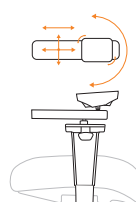
- Height, width & pivot adjustable
- Oversized, padded arm pads provide large, extra soft surface
- 22 positive-lock angle positions in 360° range
- 180° rotation alternates long/short end positioning for access to work



8 ARM

Friction Tracker

- Pivots on two axes for the largest depth range possible
- Provides the widest range of positioning inward & outward
- Oversized, padded & upholstered arm pads provide large, extra soft surface



9 ARM

Ball Bearing Tracker

- Unique design supports the arm "in-task" through full range of motion
- Forearm cuff comfortably supports user's arm weight
- Exceptional for intensive arm movement tasks
- Not recommend for general use

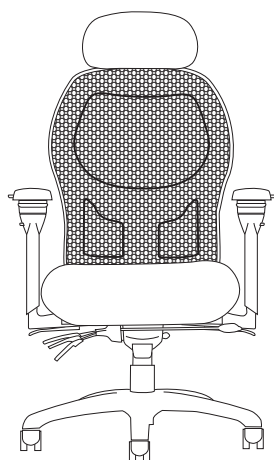


P ARM

360° Swivel

- Height, width & pivot adjustable
- 22 positive-lock angle positions in 360° range
- 180° rotation alternates long/short end positioning for access to work

1000 Series



NPS1500-H5

Features

- Up to 14 active adjustments
- Mesh back
- Independent lumbar
- Generous foam for optimal comfort
- Convert mesh back to upholstered w/optional sleeve
- 2 headrest options

Standard Features

- 5-way 360° Arms
- Carpet Casters
- 26" Black Base
- 5" Cylinder
- Seat Slider

Need it Now? 5-day Quick Ship

Only standard features are available as Quick Ship unless otherwise noted.


QUICK SHIP ARMS

- 0 5-way 360°
5 No Arms

QUICK SHIP FABRICS

For available quick ship fabrics see page 8.

Step 1 — Model Number

Series Code	Back	Select a Seat	Select an Arm	Mech
NPS Neutral Posture Series	1 Mesh Back	5 Medium Seat, Minimal Contour 6 Medium Seat, Moderate Contour 7 Medium Seat, Deep Contour 8 Large Seat, Minimal Contour	0 5-way 360° <i>Not Available on (2) Mech</i> 3 360° w/Oversized Urethane \$75 4 Swing \$155 5 No Arms (\$140) 6 360° w/Oversized Black Vinyl \$225 7 360° w/Oversized Fabric/Leather \$265 8 Friction Tracker \$420 9 Ball Bearing Tracker \$420 P 360° Swivel \$0	0 Multi-function \$0 
NPS	1	5	0	0



NPS1500



NPS1600



NPS1700



NPS1800

\$1,238	\$1,305	\$1,316	\$1,316
\$1,298	\$1,365	\$1,376	\$1,376
\$1,358	\$1,425	\$1,436	\$1,436
\$1,428	\$1,495	\$1,506	\$1,506
\$1,498	\$1,565	\$1,576	\$1,576
\$1,578	\$1,645	\$1,656	\$1,656
\$1,658	\$1,725	\$1,736	\$1,736
\$1,748	\$1,815	\$1,826	\$1,826
\$1,838	\$1,905	\$1,916	\$1,916

40 x 26 x 26	40 x 26 x 26	40 x 26 x 26	40 x 26 x 26
56 lbs	56 lbs	61 lbs	61 lbs
21	23	23	23
17.5 – 22.5	17.5 – 22.5	17.5 – 22.5	18.25 – 23.25
15.5 – 18	16 – 18.5	16 – 18.5	18 – 20.5
F3° – R11°	F9° – R6°	F10° – R3°	F5° – R7°
19	19	19	19
21	21	21	21
95° – 114°	100° – 126°	103° – 123°	102° – 109°
3	3	3	3
7 – 11	7 – 11	7 – 11	6.5 – 10.5
15.75 – 22.25	15.75 – 22.25	18 – 22.25	18 – 22.25
26	26	26	26
1 yd	1 yd	1 yd	1 yd
28 x 26 x 24	28 x 26 x 24	28 x 26 x 24	28 x 26 x 24
66 lbs	66 lbs	71 lbs	71 lbs
KD	KD	KD	KD

All measurements are nominal and shown in inches.
Specs may differ for stools.

Grade 1

Grade 2

Grade 3

Grade 4

Grade 5

Grade 6

Grade 7

Grade 8

Grade 9

Chair (H x W x D)

Chair Weight

Seat Width

Seat Height

Seat Depth

Seat Angle

Back Width

Back Height

Back Angle

Lumbar Range

Arm Height

Arm Width

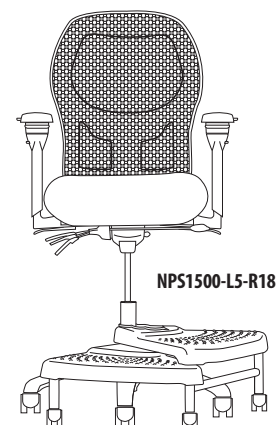
Base Diameter

COM Yardage

Shipping Box (L x W x H)

Shipping Weight

Shipping Method

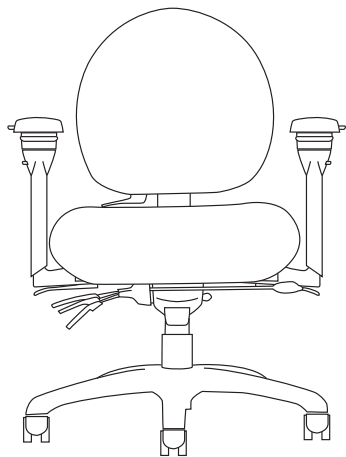


NPS1500-L5-R18

Step 2 — Add option codes after model number NPS1500 - __ - __

General			Casters/Glides		Chair Cylinders		Stool Cylinders	
CR	Cleanroom to Class 100	\$120	C0	Carpet	\$0	L1	3" Cylinder	\$0
CX	Coccyx Cutout	\$215	C1	Hard Floor	\$25	L3	5" Cylinder	\$0
	Cloud 9™, Revive™ & Top Shelf		C2	Glides	\$25	L13	7" Dual Stage	\$55
F	Fring® Footrest	\$50	C3	Occupied Braking	\$185	L14	10" Dual Stage	\$55
	Only available on (B0) base		C4	Unoccupied Braking	\$60			
N	N-dulgent® Memory Foam	\$75	C8	Chrome Carpet	\$90	Headrests		
N2	TheraGel™ Memory Foam	\$150	C9	Chrome Hard Floor	\$100	HE	Height Adjustable	\$60
							Black vinyl	
						H5	Dual Pivot	\$280
							Black faux leather	
Back Sleeve – Back of sleeve made w/Spacer			Bases		Connexion® Arm		NeXtep® – for stool cylinders only	
S1	Grade 1	\$110	B0	26" Black	\$0	Z1	Connexion Arm	\$350
S2	Grade 2	\$160	B6	26" Polished Aluminum	\$140		Only available on (5) & (6) seat	
S3	Grade 3	\$200		Recommended with (L1)		Connexion® Arm Attachments		
S4	Grade 4	\$240	B8	27" Brushed Aluminum	\$140	A1	Tablet Holder	\$149
S5	Grade 5	\$280		Recommended with (L1)			Requires (Z1) Connexion Arm	
S6	Grade 6	\$330	B12	28" Black	\$110			
S7	Grade 7	\$380						
S8	Grade 8	\$430						
S9	Grade 9	\$480						
							Footrings – for stool cylinders only	
							R1	18" Black Plastic
							R2	20" Chrome
							NeXtep® – for stool cylinders only	
							R8	8" w/Casters
							R10	10" w/Casters
							R18	8"/10" w/Casters
							RW8	Wide 8" w/Casters
							RW10	Wide 10" w/Casters
							Also available w/glides.	
							For additional stool options see page 110.	

5000 Series



NPS5500

Features	Standard Features
<ul style="list-style-type: none">Up to 12 active adjustmentsMid back & contoured seat designsPassive weight dispersion designGenerous foam for optimal comfortInflatable lumbar	<ul style="list-style-type: none">5-way 360° ArmsCarpet Casters26" Black Base5" CylinderSeat Slider

Need it Now? 5-day Quick Ship

Only standard features are available as Quick Ship unless otherwise noted.


QUICK SHIP ARMS

0	5-way 360°
5	No Arms

QUICK SHIP FABRICS

For available Quick Ship fabrics see page 8.

Step 1 — Model Number

Series Code		Back	Select a Seat		Select an Arm		Mech				
NPS	Neutral Posture Series	5	Mid Back	5	Medium Seat, <i>Minimal Contour</i>	0	5-way 360° <i>Not Available on (2) Mech</i>	\$0	0	Multi-function 	\$0
				6	Medium Seat, <i>Moderate Contour</i>	3	360° w/Oversized Urethane	\$75			
				7	Medium Seat, <i>Deep Contour</i>	4	Swing	\$155			
						5	No Arms	(\$140)			
						6	360° w/Oversized Black Vinyl	\$225			
				8	Large Seat, <i>Minimal Contour</i>	7	360° w/Oversized Fabric/Leather	\$265			
						8	Friction Tracker	\$420			
				9	Large Seat, <i>Deep Contour</i>	9	Ball Bearing Tracker	\$420			
						P	360° Swivel	\$0			
NPS		5	5	5	0	0	0				



NPS5500	NPS5600	NPS5700	NPS5800	NPS5900
\$1,284	\$1,352	\$1,362	\$1,362	\$1,399
\$1,344	\$1,412	\$1,422	\$1,422	\$1,459
\$1,404	\$1,472	\$1,482	\$1,482	\$1,519
\$1,474	\$1,542	\$1,552	\$1,552	\$1,589
\$1,544	\$1,612	\$1,622	\$1,622	\$1,659
\$1,624	\$1,692	\$1,702	\$1,702	\$1,739
\$1,704	\$1,772	\$1,782	\$1,782	\$1,819
\$1,794	\$1,862	\$1,872	\$1,872	\$1,909
\$1,884	\$1,952	\$1,962	\$1,962	\$1,999

36 x 26 x 26	36 x 26 x 26	36 x 26 x 26	36 x 26 x 26	36 x 26 x 26	Chair (H x W x D)
52.5 lbs	52.5 lbs	57 lbs	57 lbs	57 lbs	Chair Weight
21	23	23	23	25	Seat Width
17.5 – 22.5	17.5 – 22.5	17.5 – 22.5	18.25 – 23.5	17.5 – 22.5	Seat Height
15.5 – 18	16 – 18.5	16 – 18.5	18 – 20.5	19 – 21.5	Seat Depth
F3° – R11°	F9° – R6°	F10° – R3°	F5° – R7°	F8° – R6°	Seat Angle
17.5	17.5	17.5	17.5	17.5	Back Width
17 – 21	17 – 21	16 – 20	17 – 21	16 – 20	Back Height
102° – 122°	107° – 122°	107° – 124°	108° – 128°	102° – 118°	Back Angle
4	4	4	4	4	Lumbar Range
7 – 11	7 – 11	7 – 11	6.5 – 10.5	6.5 – 10.5	Arm Height
15.75 – 22.25	15.75 – 22.25	18 – 22.25	18 – 22.25	18.5 – 22.25	Arm Width
26	26	26	26	26	Base Diameter
2 yd	2 yd	2 yd	2 yd	2 yd	COM Yardage
28 x 26 x 24	28 x 26 x 24	28 x 26 x 24	28 x 26 x 24	28 x 26 x 24	Shipping Box (L x W x H)
62.5 lbs	62.5 lbs	67 lbs	67 lbs	67 lbs	Shipping Weight
KD	KD	KD	KD	FA	Shipping Method

All measurements are nominal and shown in inches.
Specs may differ for stools.

Grade 1

Grade 2

Grade 3

Grade 4

Grade 5

Grade 6

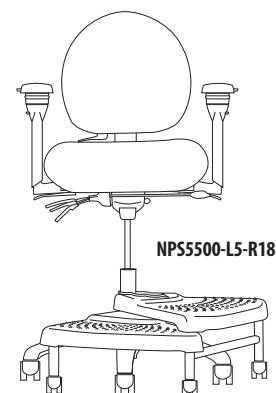
Grade 7

Grade 8

Grade 9

Upholstered Back Outer

U1	Grade 1	\$120
U2	Grade 2	\$140
U3	Grade 3	\$160
U4	Grade 4	\$180
U5	Grade 5	\$200
U6	Grade 6	\$220
U7	Grade 7	\$240
U8	Grade 8	\$260
U9	Grade 9	\$280



NPS5500-L5-R18

Step 2 — Add option codes after model number NPS5500 - __ - __

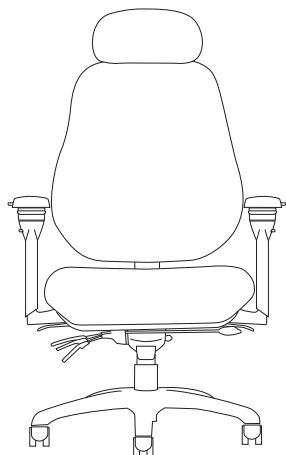
Stool Options

General			Casters/Glides			Chair Cylinders			Stool Cylinders		
A	Thoracic Support	\$80	C0	Carpet	\$0	L1	3" Cylinder	\$0	L4	8" Cylinder	\$55
CR	Cleanroom to Class 100	\$120	C1	Hard Floor	\$25	L3	5" Cylinder	\$0	L5	10" Cylinder	\$55
CX	Coccyx Cutout	\$215	C2	Glides	\$25	L13	7" Dual Stage	\$55	L7	7" Cylinder	\$55
	Cloud 9™, Revive™ & Top Shelf		C3	Occupied Braking	\$185	L14	10" Dual Stage	\$55			
D1	No Inflatable Lumbar	(\$50)	C4	Unoccupied Braking	\$60						
E	ESD*	\$290	C8	Chrome Carpet	\$90	Connexion® Arm			Footrings for stool cylinders only		
F	Fring® Footrest	\$50	C9	Chrome Hard Floor	\$100	Z1	Connexion Arm	\$350	R1	18" Black Plastic	\$60
	Only available on (B0) base						Only available on (5) & (6) seat		R2	20" Chrome	\$80
N	N-dulgent® Memory Foam	\$125	Bases			Connexion® Arm Attachments			NeXtep® for stool cylinders only		
N2	TheraGel™ Memory Foam	\$150	B0	26" Black	\$0	A1	Tablet Holder	\$149	R8	8" w/Casters	\$185
			B6	26" Polished Aluminum	\$140		Requires (Z1) Connexion Arm		R10	10" w/Casters	\$185
				Recommended with (L1)					R18	8"/10" w/Casters	\$295
			B8	27" Brushed Aluminum	\$140				RW8	Wide 8" w/Casters	\$295
				Recommended with (L1)					RW10	Wide 10" w/Casters	\$295
			B12	28" Black	\$110						

Also available w/glides.

For additional stool options
see page 110.

6000 Series



NPS6800-H4

Features

- Up to 15 active adjustments
- High back & contoured seat designs
- Passive weight dispersion design
- Generous foam for optimal comfort
- Optional headrest
- Inflatable lumbar

Standard Features

- 5-way 360° Arms
- Carpet Casters
- 26" Black Base
- 5" Cylinder
- Seat Slider

Need it Now? 5-day Quick Ship

Only standard features are available as Quick Ship unless otherwise noted.


QUICK SHIP ARMS



- 0 5-way 360°
5 No Arms

QUICK SHIP FABRICS

For available Quick Ship fabrics see page 8.

Step 1 — Model Number

Series Code	Back	Select a Seat	Select an Arm	Mech
NPS Neutral Posture Series	6 High Back	5 Medium Seat, Minimal Contour 6 Medium Seat, Moderate Contour 7 Medium Seat, Deep Contour 8 Large Seat, Minimal Contour 9 Large Seat, Deep Contour	0 5-way 360° <i>Not available on (2) mech</i> 3 360° w/Oversized Urethane \$75 4 Swing \$155 5 No Arms (\$140) 6 360° w/Oversized Black Vinyl \$225 7 360° w/Oversized Fabric/Leather \$265 8 Friction Tracker \$420 9 Ball Bearing Tracker \$420 P 360° Swivel \$0	0 Multi-function \$0 
NPS	6	8	0	0

				
NPS6500	NPS6600	NPS6700	NPS6800	NPS6900
\$1,472	\$1,539	\$1,550	\$1,550	\$1,586
\$1,532	\$1,599	\$1,610	\$1,610	\$1,646
\$1,592	\$1,659	\$1,670	\$1,670	\$1,706
\$1,662	\$1,729	\$1,740	\$1,740	\$1,776
\$1,732	\$1,799	\$1,810	\$1,810	\$1,846
\$1,812	\$1,879	\$1,890	\$1,890	\$1,926
\$1,892	\$1,959	\$1,970	\$1,970	\$2,006
\$1,982	\$2,049	\$2,060	\$2,060	\$2,096
\$2,072	\$2,139	\$2,150	\$2,150	\$2,186

42 x 26 x 26	42 x 26 x 26	42 x 26 x 26	42 x 26 x 26	42 x 26 x 26	Chair (H x W x D)
63 lbs	63 lbs	67.5 lbs	67.5 lbs	67.5 lbs	Chair Weight
21	23	23	23	25	Seat Width
17.5 – 22.5	17.5 – 22.5	17.5 – 22.5	18.25 – 23.25	17.5 – 22.5	Seat Height
15 – 17.5	15 – 17.5	16 – 18.5	18 – 20.5	19.5 – 22	Seat Depth
F3° – R11°	F9° – R6°	F10° – R3°	F5° – R7°	F8° – R6°	Seat Angle
22.5	22.5	22.5	22.5	22.5	Back Width
21.5 – 25.5	21.5 – 25.5	22 – 26	22.5 – 26.5	22 – 26	Back Height
97° – 112°	98° – 113°	97° – 113°	99° – 114°	99° – 115°	Back Angle
4	4	4	4	4	Lumbar Range
7 – 11	7 – 11	7 – 11	6.5 – 10.5	6.5 – 10.5	Arm Height
15.75 – 22.25	15.75 – 22.25	18 – 22.25	18 – 22.25	18.5 – 22.25	Arm Width
26	26	26	26	26	Base Diameter
2.5 yd	2.5 yd	2.5 yd	2.5 yd	2.5 yd	COM Yardage
28 x 26 x 24	28 x 26 x 24	28 x 26 x 24	28 x 26 x 24	37 x 30 x 52	Shipping Box (L x W x H)
73 lbs	73 lbs	77.5 lbs	77.5 lbs	77.5 lbs	Shipping Weight
KD	KD	KD	KD	FA	Shipping Method

All measurements are nominal and shown in inches.

Grade 1**Grade 2****Grade 3****Grade 4****Grade 5****Grade 6****Grade 7****Grade 8****Grade 9**

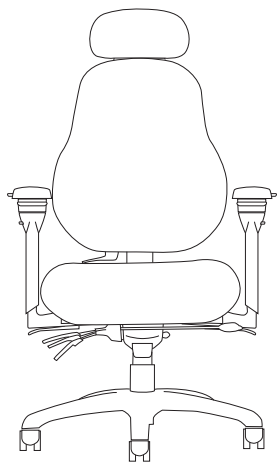
Upholstered Back Outer

U1	Grade 1	\$120
U2	Grade 2	\$140
U3	Grade 3	\$160
U4	Grade 4	\$180
U5	Grade 5	\$200
U6	Grade 6	\$220
U7	Grade 7	\$240
U8	Grade 8	\$260
U9	Grade 9	\$280

Step 2 — Add option codes after model number NPS6800 - __ - __

General			Finishes		Casters/Glides		Cylinders	
A	Thoracic Support	\$80	PT	Pillow Top \$860	C0	Carpet \$0	L1	3" Cylinder \$0
CR	Cleanroom to Class 100	\$120		<i>Only available on (8) seat;</i>	C1	Hard Floor \$25	L3	5" Cylinder \$0
CX	Coccyx Cutout	\$215		<i>Only in Canter, Ultraleather™ or leather</i>	C2	Glides \$25	L13	7" Dual Stage \$55
	<i>Cloud 9™, Revive™ & Top Shelf</i>		SL	Stitched Leather \$350	C3	Occupied Braking \$185	L14	10" Dual Stage \$55
E	ESD*	\$290		<i>Not available on (7) & (9) seat;</i>	C4	Unoccupied Braking \$60	Headrest	
F	Fring® Footrest	\$50		<i>Only in Ultraleather™ or leather</i>	C8	Chrome Carpet \$90	H4	Dual Pivot \$280
	<i>Only available on (B0) base</i>				C9	Chrome Hard Floor \$100		<i>Matching upholstery</i>
N	N-dulgent® Memory Foam	\$125			Bases		Connexion® Arm	
N2	TheraGel™ Memory Foam	\$150			B0	26" Black \$0	Z1	Connexion Arm \$350
					B6	26" Polished Aluminum \$140		<i>Only available on (5) & (6) seat</i>
						<i>Recommended with (L1)</i>	Connexion® Arm Attachments	
					B8	27" Brushed Aluminum \$140	A1	Tablet Holder \$149
						<i>Recommended with (L1)</i>		<i>Requires (Z1) Connexion Arm</i>
					B12	28" Black \$110		

8000 Series



NPS8500-H4

Features	Standard Features
<ul style="list-style-type: none">Up to 15 active adjustmentsHigh back & contoured seat designsPassive weight dispersion designGenerous foam for optimal comfortOptional headrestInflatable lumbar	<ul style="list-style-type: none">5-way 360° ArmsCarpet Casters26" Black Base5" CylinderSeat Slider

Need it Now? 5-day Quick Ship

Only standard features are available as Quick Ship unless otherwise noted.


QUICK SHIP ARMS






0	5-way 360°
5	No Arms

QUICK SHIP FABRICS

For available Quick Ship fabrics see page 8.

Step 1 — Model Number

Series Code		Back	Select a Seat	Select an Arm	Mech
NPS	Neutral Posture Series	8 High Back	5 Medium Seat, Minimal Contour	0 5-way 360° Not Available on (2) Mech	0 Multi-function \$0
			6 Medium Seat, Moderate Contour	3 360° w/Oversized Urethane \$75	
			7 Medium Seat, Deep Contour	4 Swing \$155	
			8 Large Seat, Minimal Contour	5 No Arms (\$140)	
			9 Large Seat, Deep Contour	6 360° w/Oversized Black Vinyl \$225	
				7 360° w/Oversized Fabric/Leather \$265	
			8 Friction Tracker \$420		
			9 Ball Bearing Tracker \$420		
			P 360° Swivel \$0		
NPS		8	5	0	0

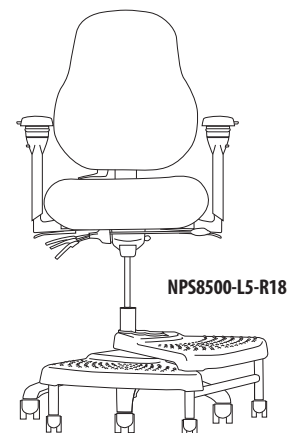
Extra Tall				
				
NPS8500	NPS8600	NPS8700	NPS8800	NPS8900
\$1,420	\$1,487	\$1,498	\$1,498	\$1,534
\$1,480	\$1,547	\$1,558	\$1,558	\$1,594
\$1,540	\$1,607	\$1,618	\$1,618	\$1,654
\$1,610	\$1,677	\$1,688	\$1,688	\$1,724
\$1,680	\$1,747	\$1,758	\$1,758	\$1,794
\$1,760	\$1,827	\$1,838	\$1,838	\$1,874
\$1,840	\$1,907	\$1,918	\$1,918	\$1,954
\$1,930	\$1,997	\$2,008	\$2,008	\$2,044
\$2,020	\$2,087	\$2,098	\$2,098	\$2,134

40 x 26 x 26	40 x 26 x 26	40 x 26 x 26	40 x 26 x 26	40 x 26 x 26
59.5 lbs	61 lbs	65 lbs	65 lbs	65 lbs
21	23	23	23	25
17.5 – 22.5	17.5 – 22.5	17.5 – 22.5	18.25 – 23.25	17.5 – 22.5
15.5 – 18	16 – 18.5	16 – 18.5	18 – 20.5	19 – 21.5
F3° – R11°	F9° – R6°	F10° – R3°	F5° – R7°	F8° – R6°
19.5	19.5	19.5	19.5	19.5
21.5 – 25.5	22 – 26	22 – 26	22.5 – 26.5	22 – 26
100° – 119°	100° – 115°	100° – 115°	100° – 121°	100° – 116°
4	4	4	4	4
7 – 11	7 – 11	7 – 11	6.5 – 10.5	6.5 – 10.5
15.75 – 22.25	15.75 – 22.25	18 – 22.25	18 – 22.25	18.5 – 22.25
26	26	26	26	26
2 yd	2 yd	2 yd	2 yd	2 yd
28 x 26 x 24	28 x 26 x 24	28 x 26 x 24	28 x 26 x 24	37 x 30 x 52
69.5 lbs	71 lbs	75 lbs	75 lbs	75 lbs
KD	KD	KD	KD	FA

All measurements are nominal and shown in inches.
Specs may differ for stools.

Grade 1**Grade 2****Grade 3****Grade 4****Grade 5****Grade 6****Grade 7****Grade 8****Grade 9****Chair (H x W x D)****Chair Weight****Seat Width****Seat Height****Seat Depth****Seat Angle****Back Width****Back Height****Back Angle****Lumbar Range****Arm Height****Arm Width****Base Diameter****COM Yardage****Shipping Box (L x W x H)****Shipping Weight****Shipping Method****Upholstered Back Outer**

U1	Grade 1	\$120
U2	Grade 2	\$140
U3	Grade 3	\$160
U4	Grade 4	\$180
U5	Grade 5	\$200
U6	Grade 6	\$220
U7	Grade 7	\$240
U8	Grade 8	\$260
U9	Grade 9	\$280



NPS8500-L5-R18

Step 2 — Add option codes after model number NPS8500 - __ - __**General**

A	Thoracic Support	\$80
CR	Cleanroom to Class 100	\$120
CX	Coccyx Cutout	\$215
	<i>Cloud 9™, Revive™ & Top Shelf</i>	
D1	No Inflatable Lumbar	(\$50)
E	ESD*	\$290
F	Fring® Footrest	\$50
	<i>Only available on (B0) base</i>	
N	N-dulgent® Memory Foam	\$125
N2	TheraGel™ Memory Foam	\$150

Finishes

SL	Stitched Leather	\$350
	<i>Not available on (7) or (9) seat; Only in Ultraleather™ or leather</i>	

Casters/Glides

C0	Carpet	\$0
C1	Hard Floor	\$25
C2	Glides	\$25
C3	Occupied Braking	\$185
C4	Unoccupied Braking	\$60
C8	Chrome Carpet	\$90
C9	Chrome Hard Floor	\$100

Bases

B0	26" Black	\$0
B6	26" Polished Aluminum	\$140
	<i>Recommended with (L1)</i>	
B8	27" Brushed Aluminum	\$140
	<i>Recommended with (L1)</i>	
B12	28" Black	\$110

Cylinders

L1	3" Cylinder	\$0
L3	5" Cylinder	\$0
L13	7" Dual Stage	\$55
L14	10" Dual Stage	\$55

Headrest

H4	Dual Pivot	\$280
	<i>Matching upholstery</i>	

Connexion® Arm

Z1	Connexion Arm	\$350
	<i>Only available on (5) & (6) seat</i>	

Connexion® Arm Attachments

A1	Tablet Holder	\$149
	<i>Requires (Z1) Connexion Arm</i>	

Stool Options**Stool Cylinders**

L4	8" Cylinder	\$55
L5	10" Cylinder	\$55
L7	7" Cylinder	\$55

Footrings for stool cylinders only

R1	18" Black Plastic	\$60
R2	20" Chrome	\$80

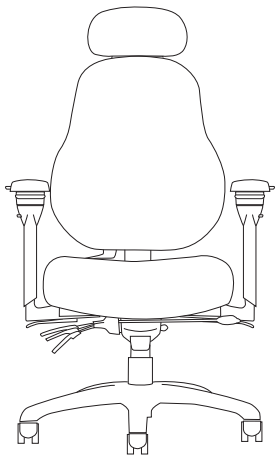
NeXtep® for stool cylinders only

R8	8" w/Casters	\$185
R10	10" w/Casters	\$185
R18	8"/10" w/Casters	\$295
RW8	Wide 8" w/Casters	\$295
RW10	Wide 10" w/Casters	\$295

Also available w/glides.

For additional stool options
see page 110.

8000 Series
Tall Skinny




NPS8200-H4

- Features**

 - Up to 15 active adjustments
 - High back & extra deep seat
 - Passive weight dispersion design
 - Generous foam for optimal comfort
 - Optional headrest
 - Inflatable lumbar
- Standard Features**

 - 5-way 360° Arms
 - Carpet Casters
 - 28" Black Base
 - 5" Cylinder
 - Seat Slider

Step 1 — Model Number

Series Code		Back	Select a Seat	Select an Arm	Mech
NPS	Neutral Posture Series	8 High Back	2 Extra Deep, Minimal Contour	0 5-way 360° \$0	0 Multi-function
				3 360° w/Oversized Urethane \$75	
				4 Swing \$155	
				5 No Arms (\$140)	
				6 360° w/Oversized Black Vinyl \$225	
				7 360° w/Oversized Fabric/Leather \$265	
				8 Friction Tracker \$420	
				9 Ball Bearing Tracker \$420	
				P 360° Swivel \$0	
NPS		8	2	0	0



NPS8200

\$1,648	Grade 1
\$1,708	Grade 2
\$1,768	Grade 3
\$1,838	Grade 4
\$1,908	Grade 5
\$1,988	Grade 6
\$2,068	Grade 7
\$2,158	Grade 8
\$2,248	Grade 9

43 x 28 x 28	Chair (H x W x D)
57 lbs	Chair Weight
20	Seat Width
18.75 – 23.75	Seat Height
20.5 – 23	Seat Depth
F7° – R8°	Seat Angle
19.5	Back Width
21.5 – 25.5	Back Height
100° – 119°	Back Angle
4	Lumbar Range
7 – 11	Arm Height
15.75 – 22.25	Arm Width
28	Base Diameter
2 yd	COM Yardage
28 x 26 x 24	Shipping Box (L x W x H)
67 lbs	Shipping Weight
KD	Shipping Method

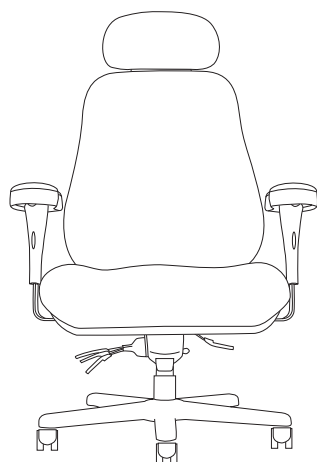
All measurements are nominal and shown in inches.
Specs may differ for stools.

Upholstered Back Outer		
U1	Grade 1	\$120
U2	Grade 2	\$140
U3	Grade 3	\$160
U4	Grade 4	\$180
U5	Grade 5	\$200
U6	Grade 6	\$220
U7	Grade 7	\$240
U8	Grade 8	\$260
U9	Grade 9	\$280

Step 2 — Add option codes after model number NPS8200 - __ - __

General			Casters/Glides			Cylinders			Headrest		
A	Thoracic Support	\$80	C0	Carpet	\$0	L1	3" Cylinder	\$0	H4	Dual Pivot	\$280
CR	Cleanroom to Class 100	\$120	C1	Hard Floor	\$25	L3	5" Cylinder	\$0	Matching upholstery		
D1	No Inflatable Lumbar	(\$50)	C2	Glides	\$25	L7	7" Cylinder	\$55			
N	N-dulgent® Memory Foam	\$125				L13	7" Dual Stage	\$55			
N2	TheraGel™ Memory Foam	\$150									

Big & Tall



BTC10100-H4



BTC16800
Extra Tall

Features

- Up to 11 active adjustments
- High back & contoured seat designs
- 24/7 Continuous-shift w/5-year warranty
- Available in both regular & junior sizes
- Supports users up to 500 lbs and/or 7 ft tall
- Optional headrest
- Optional leather pillow top
- Inflatable lumbar

Standard Features

- Oversized Padded Arms
- Carpet Casters
- 28" Intensive Use Black Base
- 5" Cylinder
- Seat Slider

Need it Now? 5-day Quick Ship

Only standard features are available as Quick Ship unless otherwise noted.

QUICK SHIP ARMS

- 0** Oversized Padded
- 1** Urethane Arm Pads

QUICK SHIP FABRICS




For available Quick Ship fabrics see page 8.

Step 1 — Model Number

Series Code	Select a Back	Select a Seat	Select an Arm	Mech
BTC Big & Tall	16 High Back 10 Extra Large Back	1 Extra Large, Minimal Contour 8 Large Seat, Minimal Contour 9 Large Seat, Deep Contour	0 Oversized Padded 1 Urethane Arm Pads	0 Multi-function
BTC	10	1	0	0





Regular		Junior (Extra Tall)	
			
BTC10100	BTC16800	BTC16900	
\$2,236	\$2,236	\$2,272	Grade 1
\$2,296	\$2,296	\$2,332	Grade 2
\$2,356	\$2,356	\$2,392	Grade 3
\$2,426	\$2,426	\$2,462	Grade 4
\$2,496	\$2,496	\$2,532	Grade 5
\$2,576	\$2,576	\$2,612	Grade 6
\$2,656	\$2,656	\$2,692	Grade 7
\$2,746	\$2,746	\$2,782	Grade 8
\$2,836	\$2,836	\$2,872	Grade 9
42 x 35 x 28	41 x 31 x 28	41 x 31 x 28	Chair (H x W x D)
85 lbs	76 lbs	76 lbs	Chair Weight
27	23	25	Seat Width
20 – 25	19 – 24	19 – 24	Seat Height
20 – 22	19 – 21	20 – 22	Seat Depth
F1° – R7.5°	F4° – R12°	F1° – R9°	Seat Angle
24	22.5	22.5	Back Width
22 – 26	22 – 26	24 – 28	Back Height
96° – 118°	95° – 112°	97° – 115°	Back Angle
4	4	4	Lumbar Range
7 – 10	7 – 10	7 – 10	Arm Height
24	21	24	Arm Width
28	28	28	Base Diameter
2.5 yd	2.5 yd	2.5 yd	COM Yardage
37 x 30 x 52	37 x 30 x 52	37 x 30 x 52	Shipping Box (L x W x H)
105 lbs	96 lbs	96 lbs	Shipping Weight
FA	FA	FA	Shipping Method

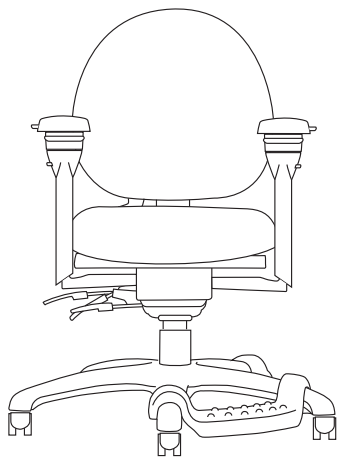
All measurements are nominal and shown in inches.

Upholstered Back Outer		
U1	Grade 1	\$120
U2	Grade 2	\$140
U3	Grade 3	\$160
U4	Grade 4	\$180
U5	Grade 5	\$200
U6	Grade 6	\$220
U7	Grade 7	\$240
U8	Grade 8	\$260
U9	Grade 9	\$280

Step 2 — Add option codes after model number BTC10100 - __ - __

General			Finishes		Bases		Headrest				
A	Thoracic Support	\$80	PT	Pillow Top	\$1,000	B9	28" Chrome	\$160	H4	Dual Pivot	\$280
CR	Cleanroom to Class 100	\$120		Only available on (1) & (8)		B14	28" Intensive Use Black	\$0		Matching upholstery	
CX	Coccyx Cutout	\$215		seat; only in Canter,							
	Cloud 9™, Revive™ & Top Shelf			Ultraleather™ or leather							
E	ESD*	\$290									
	Arms are fixed when ESD added										
J	Upholstered Arm Pad	\$65									
	Only available on (0) arm										
N	N-dulgent® Memory Foam	\$125									
N2	TheraGel™ Memory Foam	\$150									

XSM™
Extra Small



XSM5300-F

Features	Standard Features
<ul style="list-style-type: none"> Up to 15 active adjustments Petite seat Mesh back, mid back or high back Passive weight dispersion design Generous foam for optimal comfort Optional headrest available on 1 & 8 back 	<ul style="list-style-type: none"> 5-way 360° Arms Carpet Casters 26" Black Base 5" Cylinder Seat Slider


Need it Now? 5-day Quick Ship

Only standard features are available as Quick Ship unless otherwise noted.

QUICK SHIP ARMS	
0	5-way 360°
5	No Arms

QUICK SHIP FABRICS	
For available Quick Ship fabrics see page 8.	

Step 1 — Model Number

Series Code	Select a Back	Select a Seat	Select an Arm	Mech
XSM Extra Small Series	1 Mesh Back 5 Mid Back 8 High Back	3 Petite Seat, Minimal Contour	0 5-way 360° \$0 3 360° w/Oversized Urethane \$75 5 No Arms (\$140) 6 360° w/Oversized Black Vinyl \$225 7 360° w/Oversized Fabric/Leather \$265 P 360° Swivel \$0	0 Multi-function 
XSM	5	3	0	0



XSM8300

Grade 1

Grade 2

Grade 3

Grade 4

Grade 5

Grade 6

Grade 7

Grade 8

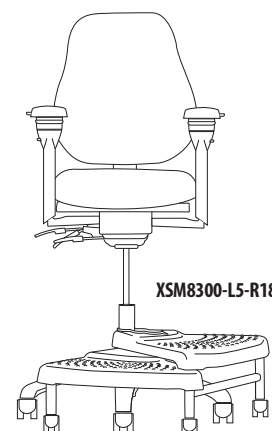
Grade 9

39.75 x 26 x 26	35.5 x 26 x 26	40.25 x 26 x 26	Chair (H x W x D)
52.5 lbs	52 lbs	54.5 lbs	Chair Weight
17	17	17	Seat Width
15.75 – 20.75	15.75 – 20.75	15.75 – 20.75	Seat Height
15.5 – 18	15.5 – 18	15.5 – 18	Seat Depth
F4° – R11°	F4° – R11°	F6° – R12°	Seat Angle
19	17.5	19.5	Back Width
23	18 – 22	23 – 27	Back Height
95° – 115°	105° – 121°	95° – 111°	Back Angle
3	4	4	Lumbar Range
7 – 11	7 – 11	7 – 11	Arm Height
13.5 – 18.25	13.5 – 18.25	13.5 – 18.25	Arm Width
26	26	26	Base Diameter
1 yd	2 yd	2 yd	COM Yardage
28 x 26 x 24	28 x 26 x 24	28 x 26 x 24	Shipping Box (L x W x H)
62.5 lbs	62 lbs	64.5 lbs	Shipping Weight
KD	KD	KD	Shipping Method

All measurements are nominal and shown in inches.
Specs may differ for stools.

Upholstered Back Outer		
U1	Grade 1	\$120
U2	Grade 2	\$140
U3	Grade 3	\$160
U4	Grade 4	\$180
U5	Grade 5	\$200
U6	Grade 6	\$220
U7	Grade 7	\$240
U8	Grade 8	\$260
U9	Grade 9	\$280

Only available on (5) or (8) back



Step 2 — Add option codes after model number XSM5300 - -


General			Back Sleeve – only available on (1) back			Bases			Stool Cylinders		
A	Thoracic Support	\$80	S1	Grade 1	\$110	B0	26" Black	\$0	L4	8" Cylinder	\$55
	Not available on (1) back		S2	Grade 2	\$160	B6	26" Polished Aluminum	\$140	L5	10" Cylinder	\$55
CR	Cleanroom to Class 100	\$120	S3	Grade 3	\$200		Recommended with (L1)		L7	7" Cylinder	\$55
CX	Coccyx Cutout	\$215	S4	Grade 4	\$240	B8	27" Brushed Aluminum	\$140			
	Cloud 9™, Revive™ & Top Shelf		S5	Grade 5	\$280		Recommended with (L1)				
D1	No Inflatable Lumbar	(\$50)	S6	Grade 6	\$330	B12	28" Black	\$110			
E	ESD*	\$290	S7	Grade 7	\$380						
F	Fring® Footrest	\$50	S8	Grade 8	\$430						
	Only available on (B0) base		S9	Grade 9	\$480						
N	N-dulgent® Memory Foam	\$125									
N2	TheraGel™ Memory Foam	\$150									
			Casters/Glides								
			C0	Carpet	\$0						
			C1	Hard Floor	\$25						
			C2	Glides	\$25						
			C3	Occupied Braking	\$185						
			C4	Unoccupied Braking	\$60						
			C8	Chrome Carpet	\$90						
			C9	Chrome Hard Floor	\$100						
Headrests											
HE	Height Adjustable	\$60									
	Black vinyl – (1) back only										
H4	Dual Pivot	\$280									
	Matching upholstery – (8) back only										
H5	Dual Pivot	\$280									
	Black faux leather – (1) back only										

*Contact Sales Support – customerservice@neutralposture.com

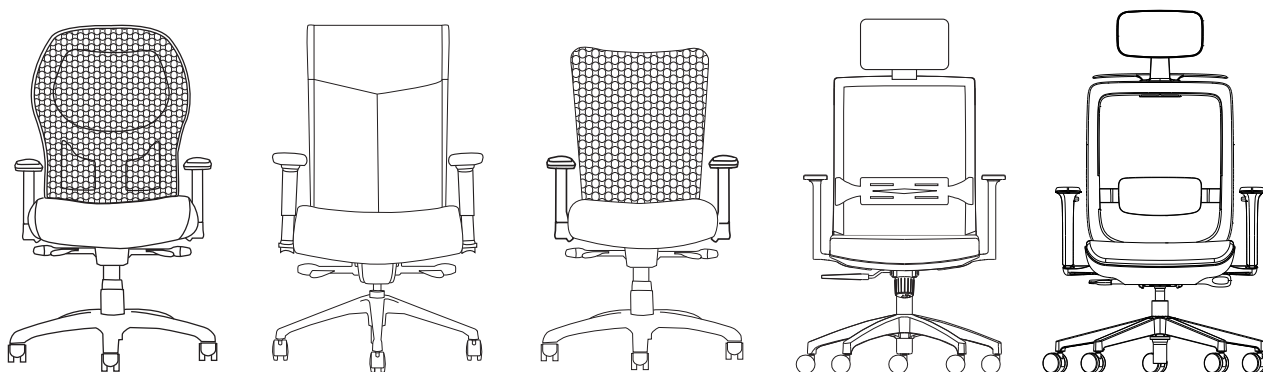
TASK/CONFERENCE SEATING

Neutral Posture's task/conference seating offers a wide range of styles, features and options to address any application needs. The task/conference seating was designed with elegance and engineered with functionality and health promoting benefits in mind. The task/conference seating is also a very extensive category, providing anything from highly ergonomic chairs for personal use to stools and guest chairs for shorter periods of seated time and unique tasks. The multitude of specialty armrests and fabric types available, will ensure that you have the chair needed to complete the task at hand and

look good while doing it. In our task/conference seating we have many different families of chairs, allowing you to fill your space with multi-functional chairs having a common theme and look. We offer many of our task/conference chairs in mesh making the chair more breathable for comfort, as well as offering a customizable sleeve that you can slide over the mesh back for an upholstered look and feel. Whether you are in the market to find an ergonomic chair to boost comfort and productivity or a family of chairs to spice up the office, our task/conference seating has the exact chair to fit your wants and needs.

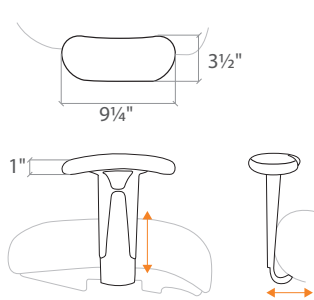


TASK/CONFERENCE SEATING



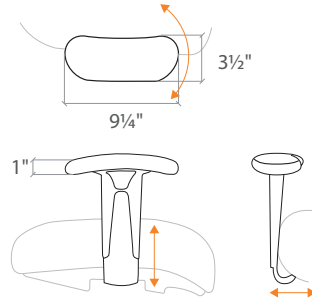
Arm Options

Standard Arms



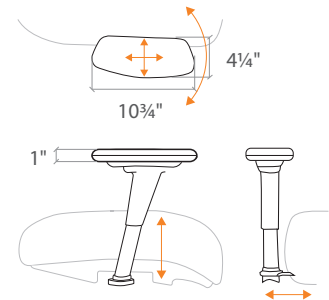
0 4" ADJUSTABLE

Arm Height	7.0 – 11.0
Arm Width	17.5 – 21.5
Arm Pivot	fixed
Weight	7 lbs



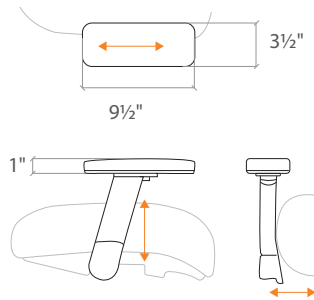
1 4" ADJ. W/PIVOT

Arm Height	7.0 – 11.0
Arm width	17.5 – 21.5
Arm Pivot	25° range
Weight	7 lbs



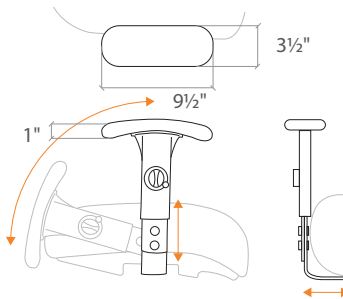
2 LATERAL SLIDING

Arm Height	7.0 – 11.0
Arm Width	17.5 – 21.5
Arm Pivot	30° range
Weight	7 lbs



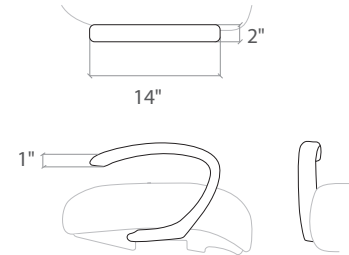
3 3" ADJUSTABLE

Arm Height	7.5 – 11.0
Arm Width:	18.0 – 24.0
Arm Pivot	fixed
Weight	6 lbs



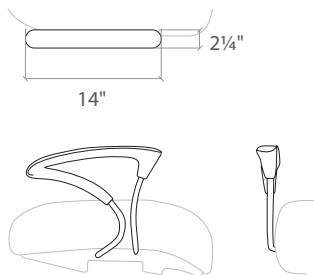
4 SWING

Arm Height	7.0 – 10.0
Arm Width	17.75 – 22.0
Arm Pivot	fixed
Weight	7 lbs



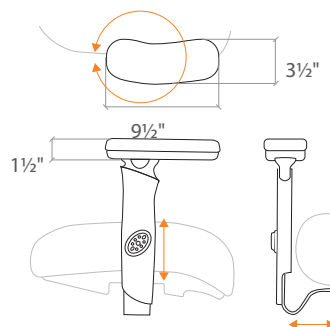
6 C LOOP

Arm Height	7.5
Arm Width	22.5
Arm Pivot	fixed
Weight	5 lbs



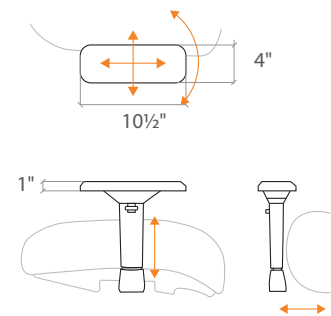
7 CHROME LOOP

Arm Height	7.5
Arm Width	22.25
Arm Pivot	fixed
Weight	5 lbs



8 360° NP

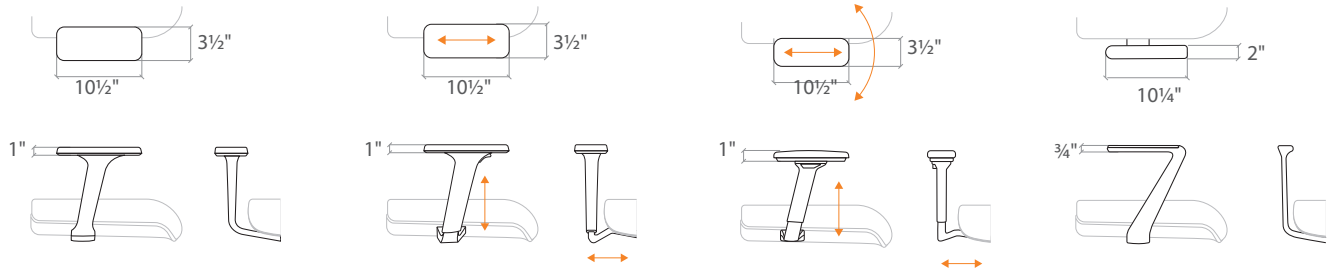
Arm Height	7.0 – 11.0
Arm Width	18 – 22
Arm Pivot	360° range
Weight	7 lbs



9 5-WAY ADJUSTABLE

Arm Height	7.0 – 10.0
Arm Width	16.5 – 23.5
Arm Pivot	15° range
Weight	6 lbs

Knomi and Ulius



0 FIXED

Arm Height	7.5
Arm Width	19
Arm Pivot	fixed
Weight	4 lbs

3 3D

Arm Height	6 – 9
Arm Width	18 – 20.5
Arm Pivot	fixed
Weight	4 lbs

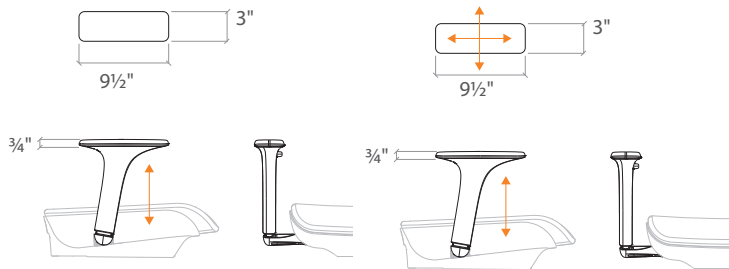
4 4D

Arm Height	6 – 9
Arm Width	18 – 20.5
Arm Pivot	30° range
Weight	4 lbs

7 CHROME LOOP

Arm Height	9
Arm Width	20.5
Arm Pivot	fixed
Weight	6 lbs

Icon



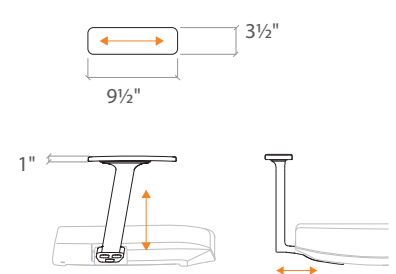
0 1D

Arm Height	7 – 10.5
Arm Width	19.5
Arm Pivot	fixed
Weight	4.5 lbs

3 3D

Arm Height	7 – 10.5
Arm Width	18.0 – 20.0
Arm Pivot	fixed
Weight	4.5 lbs

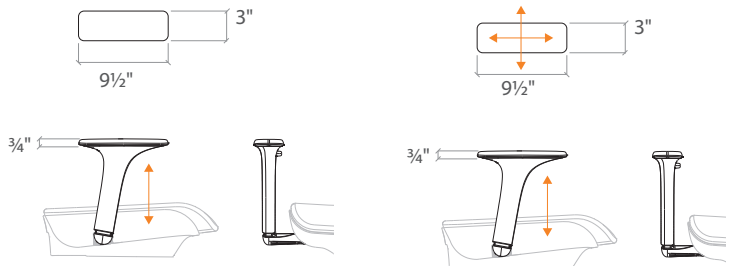
Renati



0 ADJUSTABLE

Arm Height	7.0 – 11.0
Arm Width	18.5 – 19.5
Arm Pivot	fixed
Weight	4 lbs

Balance



0 PIVOTING GELTHANE

Arm Height	7 – 10.5
Arm Width	19.5
Arm Pivot	fixed
Weight	4.5 lbs

1 FORWARD SLIDING GELTHANE

Arm Height	7 – 10.5
Arm Width	18.0 – 20.0
Arm Pivot	fixed
Weight	4.5 lbs

All measurements are nominal and shown in inches.

CHAIR MECHANISMS



0 KNEE-TILT

- Swivel 360°
- Pneumatic seat height
- Seat tilt tension
- Back to seat tilt, 1:1
- Rock or lock recline

Available on

Balance
Embrace

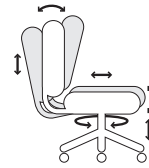


2 SYNCHRO

- Swivel 360°
- Pneumatic seat height
- Seat tilt tension
- Back angle
- Seat angle
- Back to seat tilt, 2:1
- Anti-kick tilt-lock
- Optional seat slider

Available on

Balance
Cozi
NV
Right Chair
U4ia



3 WEIGHT SENSITIVE

- Swivel 360°
- Pneumatic seat height
- Seat tilt tension
- Back angle
- Seat angle
- Back to seat tilt, 2:1
- Anti-kick tilt-lock
- Seat slider

Available on

Icon

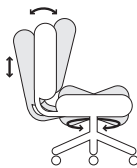


4 TILT-SWIVEL

- Swivel 360°
- Pneumatic seat height
- Seat tilt tension
- Back to seat tilt, 1:1

Available on

Embrace
Renati

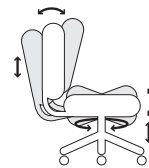


6 MULTI-TILT

- Swivel 360°
- Pneumatic seat height
- Independent back angle
- Independent seat angle
- Seat tilt tension
- Infinite adjust forward tilt-stop
- Optional seat slider

Available on

Cozi
E-Series
Right Chair



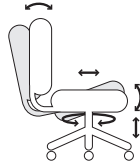
8 MULTI-TILT

- Swivel 360°
- Pneumatic seat height
- Independent back angle
- Independent seat angle
- Seat tilt tension
- Infinite adjust forward tilt-stop
- Seat slider

Available on

Cozi 24/7

CHAIR MECHANISMS (Ulius & Knomi)



2 SYNCHRO

- Swivel 360°
- Pneumatic seat height
- Quick adjust seat tilt tension
- Back angle
- Seat angle
- Back to seat tilt, 2:1
- Adjustable anti-kick tilt-lock
- Seat slider

Available on

Knomi
Ulius



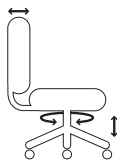
3 WEIGHT SENSITIVE

- Swivel 360°
- Pneumatic seat height
- Weight activated seat tilt tension
- Back angle
- Seat angle
- Back to seat tilt, 2:1
- Adjustable anti-kick tilt-lock
- Seat slider

Available on

Knomi
Ulius

STOOL MECHANISMS

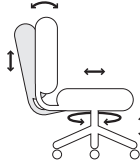


1 BASIC

- Swivel 360°
- Pneumatic seat height
- Back depth

Available on

Cozi Stool
Right Chair Stool
U4ia Stool

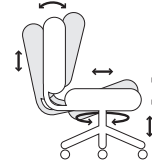


8 STANDARD

- Swivel 360°
- Pneumatic seat height
- Seat slider
- Independent back angle

Available on

Cozi Stool
Right Chair Stool
U4ia Stool



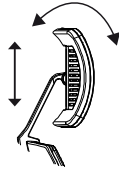
9 DELUXE-TILT

- Swivel 360°
- Pneumatic seat height
- Seat slider
- Seat angle
- Independent back angle

Available on

Cozi Stool
Right Chair Stool
U4ia Stool

Headrest Options



H HEADREST
Matching Upholstery

- Height
- Angle

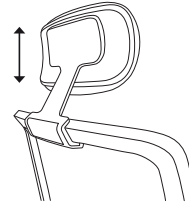
Available on
Renati



HE SYNCHRO
Black Vinyl

- Height

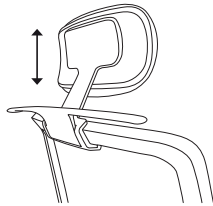
Available on
Right Chair
Right Chair Stool



H1 HEADREST
Matching Upholstery

- Height

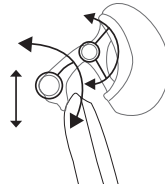
Available on
Icon



H2 HEADREST W/COAT HANGER
Matching Upholstery

- Height
- Built-in coat hanger

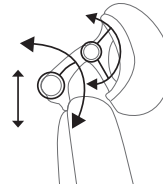
Available on
Icon



H5 DUAL PIVOT
Black Faux Leather

- Height
- Depth
- 2 pivot points

Available on
Right Chair
Right Chair Stool



H6 DUAL PIVOT
Matching Upholstery

- Height
- Depth
- 2 pivot points

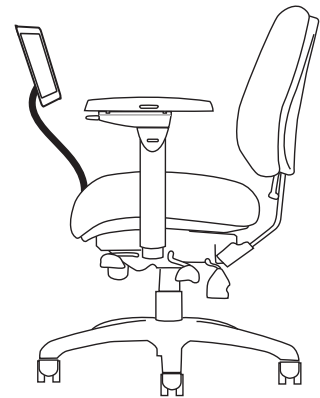
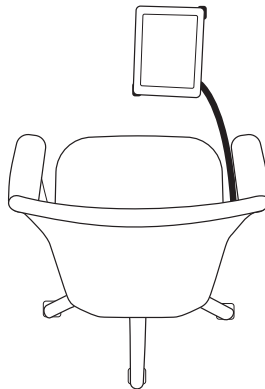
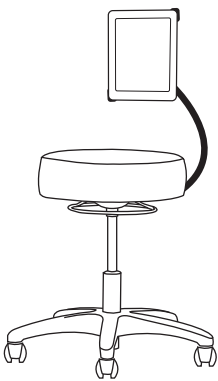
Available on
Cozi
Cozi 24/7
Cozi Stool

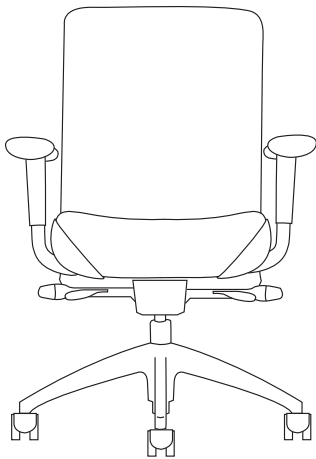


CONNEXION® ARM

FEATURES

- Quickly and easily position your tablet where it's comfortable for you
- Holds your tablet so you don't have to
- Eliminates awkward postures and helps
- Engineered for ease of use
- Can be used while sitting or standing
- 3 mounting options, left, right or both





BAL5302



Features

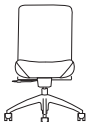
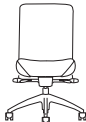
- Up to 11 active adjustments
- Mesh or upholstered back
- Passive weight dispersion design
- Generous foam for optimal comfort

Standard Options

- No Arms
- Carpet Casters
- 26" High Crown Black Base
- 5" Cylinder

Step 1 — Model Number


Series Code		Back	Seat	Select an Arm		Select a Mech	
BAL	Balance	5 High Back	3 Large Seat	0	Pivoting Gelthane \$125	0	Knee-tilt 
				1	Forward Sliding Gelthane Pad \$205		
				5	No Arms \$0		
				6	C Loop \$75	2	Synchro 
				7	Chrome Loop \$75		
BAL		5	3	0		2	

Knee-tilt	Synchro	
		
BAL5350	BAL5352	
\$1,014	\$1,092	Grade 1
\$1,074	\$1,152	Grade 2
\$1,134	\$1,212	Grade 3
\$1,204	\$1,282	Grade 4
\$1,274	\$1,352	Grade 5
\$1,354	\$1,432	Grade 6
\$1,434	\$1,512	Grade 7
\$1,524	\$1,602	Grade 8
\$1,614	\$1,692	Grade 9
38 x 26 x 26	39 x 26 x 26	Chair (H x W x D)
48.5 lbs	39 lbs	Chair Weight
22	22	Seat Width
16.5 – 21.5	16.5 – 21.5	Seat Height
17.5	16.5 – 19.5	Seat Depth (OPTIONAL)
F6° – R15°	F5° – R12°	Seat Angle
18.5	18.5	Back Width
22	22	Back Height
105° – 125°	102° – 125°	Back Angle
N/A	N/A	Lumbar Range
26	26	Base Diameter
2 yd	2 yd	COM Yardage
26 x 22 x 34	26 x 22 x 34	Shipping Box (L x W x H)
58.5 lbs	49 lbs	Shipping Weight
KD	KD	Shipping Method

All measurements are nominal and shown in inches.
All upholstery subject to Neutral Posture approval.

Step 2 — Add option codes after model number BAL5302-__-__

General			Finishes		Bases		Casters/Glides				
N	N-dulgent® Memory Foam <i>Seat only</i>	\$75	U2	Mesh Back	\$0	B0	26" Black	\$0	C0	Carpet	\$0
						B6	26" Polished Aluminum	\$140	C1	Hard Floor	\$25
N2	TheraGel™ Memory Foam <i>Seat only</i>	\$150				B15	26" High Crown Polished Aluminum	\$55	C2	Glides	\$25
									C8	Chrome Carpet	\$90
S	Seat Slider <i>Only available on (2) mech</i>	\$75				B16	26" High Crown Black	\$0	C9	Chrome Hard Floor	\$100



COZ5602

Task/Conference

Features


- Up to 13 active adjustments
- Standard with upholstered back outer
- Passive weight dispersion design
- Generous foam for optimal comfort
- Optional headrest

Standard Features

- No Arms
- Carpet Casters
- 26" Black Base
- 5" Cylinder

Guardian®

The Guardian is an NIJ Level II compliant bullet resistant vest that will provide protection against regular powered 9mm handguns, up to .357 Magnums. The vest fits over the back of the chair and is easily removable.



Need it Now? 5-day Quick Ship

Only standard features are available as Quick Ship unless otherwise noted.



QUICK SHIP ARMS



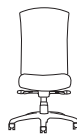




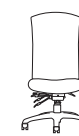
- 3 3" Adjustable Arms
- 5 No Arms
- 9 5-way Adjustable Arms

QUICK SHIP FABRICS

For available Quick Ship fabrics see page 8.

Step 1 — Model Number

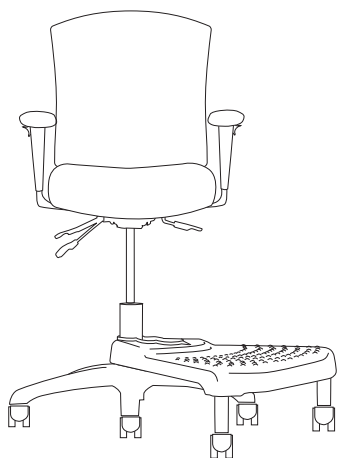
Series Code	Select a Back	Select a Seat	Select an Arm	Select a Mech
COZ Cozi	5 Mid Back 6 High Back	6 Medium Seat 7 Large Seat	0 4" Adjustable \$125 1 4" Adjustable w/Pivot \$150 2 Lateral Sliding \$140 3 3" Adjustable \$75 4 Swing \$295 5 No Arms \$0 6 C Loop \$75 7 Chrome Loop \$75 9 5-way Adjustable \$150	2 Synchro  6 Multi-tilt 
COZ	5	6	3	6

Synchro				Multi-tilt				
								
COZ5652	COZ5752	COZ6652	COZ6752	COZ5656	COZ5756	COZ6656	COZ6756	
\$811	\$862	\$913	\$964	\$887	\$938	\$989	\$1,040	Grade 1
\$871	\$922	\$973	\$1,024	\$947	\$998	\$1,049	\$1,100	Grade 2
\$931	\$982	\$1,033	\$1,084	\$1,007	\$1,058	\$1,109	\$1,160	Grade 3
\$1,001	\$1,052	\$1,103	\$1,154	\$1,077	\$1,128	\$1,179	\$1,230	Grade 4
\$1,071	\$1,122	\$1,173	\$1,224	\$1,147	\$1,198	\$1,249	\$1,300	Grade 5
\$1,151	\$1,202	\$1,253	\$1,304	\$1,227	\$1,278	\$1,329	\$1,380	Grade 6
\$1,231	\$1,282	\$1,333	\$1,384	\$1,307	\$1,358	\$1,409	\$1,460	Grade 7
\$1,321	\$1,372	\$1,423	\$1,474	\$1,397	\$1,448	\$1,499	\$1,550	Grade 8
\$1,411	\$1,462	\$1,513	\$1,564	\$1,487	\$1,538	\$1,589	\$1,640	Grade 9
39 x 26 x 26	39 x 26 x 26	43.5 x 26 x 26	43.5 x 26 x 26	39 x 26 x 26	39 x 26 x 26	43.5 x 26 x 26	43.5 x 26 x 26	Chair (H x W x D)
47 lbs	47 lbs	47 lbs	47 lbs	51 lbs	51 lbs	51 lbs	51 lbs	Chair Weight
19.5	22	19.5	22	19.5	22	19.5	22	Seat Width
16.5 – 21.5	16.5 – 21.5	16.5 – 21.5	16.5 – 21.5	16.5 – 21.5	16.5 – 21.5	16.5 – 21.5	16.5 – 21.5	Seat Height
16.5 – 19.5	16.5 – 19.5	16.5 – 19.5	16.5 – 19.5	16.5 – 19	16.5 – 19	16.5 – 19	16.5 – 19	Seat Depth (OPTIONAL)
F6° – R13°	F6° – R13°	F6° – R13°	F6° – R13°	F6° – R16°	F8° – R18°	F6° – R16°	F8° – R18°	Seat Angle
19	19	19	19	19	19	19	19	Back Width
21 – 24	21 – 24	26 – 29	26 – 29	22 – 25	22 – 25	24 – 27	24 – 27	Back Height
107° – 128°	107° – 128°	107° – 128°	107° – 128°	102° – 122°	102° – 122°	103° – 120°	103° – 120°	Back Angle
3	3	3	3	3	3	3	3	Lumbar Range
26	26	26	26	26	26	26	26	Base Diameter
2 yd	2 yd	2 yd	2 yd	2 yd	2 yd	2 yd	2 yd	COM Yardage
36 x 26 x 19	36 x 26 x 19	36 x 26 x 19	36 x 26 x 19	36 x 26 x 19	36 x 26 x 19	36 x 26 x 19	36 x 26 x 19	Shipping Box (L x W x H)
57 lbs	57 lbs	57 lbs	57 lbs	61 lbs	61 lbs	61 lbs	61 lbs	Shipping Weight
KD	KD	KD	KD	KD	KD	KD	KD	Shipping Method

All measurements are nominal and shown in inches.

Step 2 — Add option codes after model number COZ5636 - __ - __

General		Casters/Glides		Cylinders		Connexion® Arm	
CR Cleanroom to Class 100	\$120	C0 Carpet	\$0	L1 3" Cylinder	\$0	Z1 Connexion Arm	\$350
D2 Adjustable Lumbar Support	\$100	C1 Hard Floor	\$25	L3 5" Cylinder	\$0	<i>Not available with (6) & (7) arm</i>	
E ESD*	\$290	C2 Glides	\$25	L13 7" Dual Stage	\$55	Connexion® Arm Attachments	
F Fring® Footrest	\$50	C3 Occupied Braking	\$185	L14 10" Dual Stage	\$55	A1 Tablet Holder	\$149
<i>Only available on (B0) base</i>		C4 Unoccupied Braking	\$60	Headrest		<i>Requires (Z1) Connexion Arm</i>	
J Upholstered Arm Pad	\$65	Bases		H6 Dual Pivot	\$280	Guardian – Bullet Resistant Vest	
<i>Only available on (2) arm</i>		B0 26" Black	\$0	<i>Matching upholstery</i>		G Guardian	\$1,960
N N-dulgent® Memory Foam	\$125	B6 26" Polished Aluminum	\$140			<i>Canter or Ballistic Only</i>	
N2 TheraGel™ Memory Foam	\$150	B7 26" Black Aluminum	\$100				
S Seat Slider	\$75	B8 27" Brushed Aluminum	\$140				



COZ5638-L5-R8

Features


- Up to 13 active adjustments
- Standard with upholstered back outer
- Passive weight dispersion design
- Generous foam for optimal comfort
- Optional headrest

Standard Features

- No Arms
- Carpet Casters
- 26" Black Base
- 8" Cylinder

Guardian®

The Guardian is an NIJ Level II compliant bullet resistant vest that will provide protection against regular powered 9mm handguns, up to .357 Magnums. The vest fits over the back of the chair and is easily removable.



Need it Now? 5-day Quick Ship

Only standard features are available as Quick Ship unless otherwise noted.




QUICK SHIP ARMS







- 3 3" Adjustable Arms
- 5 No Arms
- 9 5-way Adjustable Arms

QUICK SHIP FABRICS

For available Quick Ship fabrics see page 8

Step 1 — Model Number

Series Code	Back	Select a Seat	Select an Arm	Select a Mech
COZ Cozi	5 Mid Back	6 Medium Seat 7 Large Seat	0 4" Adjustable \$125 1 4" Adjustable w/Pivot \$150 2 Lateral Sliding \$140 3 3" Adjustable \$75 4 Swing \$295 5 No Arms \$0 6 C Loop \$75 7 Chrome Loop \$75 9 5-way Adjustable \$150	1 Basic  8 Standard  9 Deluxe-tilt 
COZ	5	6	3	8

Basic		Standard		Deluxe-tilt	
					
COZ5651	COZ5751	COZ5658	COZ5758	COZ5659	COZ5759
\$826	\$877	\$847	\$898	\$867	\$918
\$886	\$937	\$907	\$958	\$927	\$978
\$946	\$997	\$967	\$1,018	\$987	\$1,038
\$1,016	\$1,067	\$1,037	\$1,088	\$1,057	\$1,108
\$1,086	\$1,137	\$1,107	\$1,158	\$1,127	\$1,178
\$1,166	\$1,217	\$1,187	\$1,238	\$1,207	\$1,258
\$1,246	\$1,297	\$1,267	\$1,318	\$1,287	\$1,338
\$1,336	\$1,387	\$1,357	\$1,408	\$1,377	\$1,428
\$1,426	\$1,477	\$1,447	\$1,498	\$1,467	\$1,518
43 x 26 x 26	43 x 26 x 26	43.5 x 26 x 26	43.5 x 26 x 26	43.5 x 26 x 26	43.5 x 26 x 26
34 lbs	34 lbs	46 lbs	46 lbs	46 lbs	46 lbs
19.5	22	19.5	22	19.5	22
20.5 – 28.5	20.5 – 28.5	22 – 30	22 – 30	22 – 30	22 – 30
16.5 – 18.5	16.5 – 18.5	16.5 – 19	16.5 – 19	16.5 – 19	16.5 – 19
R4°	R4°	R3°	R3°	R4°	R4°
19	19	19	19	19	19
21.5 – 24	21.5 – 24	22 – 25	22 – 25	22 – 25	22 – 25
103°	103°	95° – 102°	95° – 102°	97° – 105°	97° – 105°
3	3	3	3	3	3
26	26	26	26	26	26
2 yd	2 yd	2 yd	2 yd	2 yd	2 yd
36 x 26 x 19	36 x 26 x 19	36 x 26 x 19	36 x 26 x 19	36 x 26 x 19	36 x 26 x 19
44 lbs	44 lbs	56 lbs	56 lbs	56 lbs	56 lbs
KD	KD	KD	KD	KD	KD

All measurements are nominal and shown in inches.

Grade 1
Grade 2
Grade 3
Grade 4
Grade 5
Grade 6
Grade 7
Grade 8
Grade 9
Chair (H x W x D)
Chair Weight
Seat Width
Seat Height
Seat Depth (OPTIONAL)
Seat Angle
Back Width
Back Height
Back Angle
Lumbar Range
Base Diameter
COM Yardage
Shipping Box (L x W x H)
Shipping Weight
Shipping Method

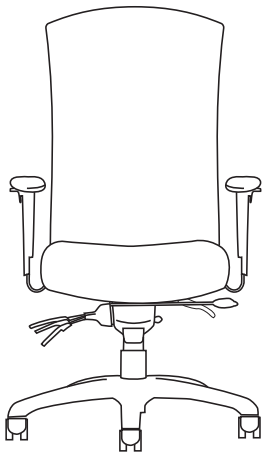
Step 2 — Add option codes after model number COZ5638 - _ - _

General		Bases		Connexion® Arm		Stool Cylinders	
CR Cleanroom to Class 100	\$120	B0 26" Black	\$0	Z1 Connexion Arm	\$350	L4 8" Cylinder	\$0
D2 Adjustable Lumbar Support	\$100	B6 26" Polished Aluminum	\$140	<i>Not available with (6) & (7) arm</i>		L5 10" Cylinder	\$0
E ESD*	\$290	B7 26" Black Aluminum	\$100			L7 7" Cylinder	\$0
J Upholstered Arm Pad	\$65						
<i>Only available on (2) arm</i>							
N N-dulgent® Memory Foam	\$125						
N2 TheraGel™ Memory Foam	\$150						
Casters/Glides		Chair Cylinders		Connexion® Arm Attachments		Footrings for stool cylinders only	
C0 Carpet	\$0	L1 3" Cylinder	\$0	A1 Tablet Holder	\$149	R1 18" Black Plastic	\$60
C1 Hard Floor	\$25	L3 5" Cylinder	\$0	<i>Requires (Z1) Connexion Arm</i>		R2 20" Chrome	\$80
C2 Glides	\$25	L13 7" Dual Stage	\$55				
C3 Occupied Braking	\$185	L14 10" Dual Stage	\$55				
C4 Unoccupied Braking	\$60						
		Headrest				NeXtep® for stool cylinders only	
		H6 Dual Pivot	\$280			R8 8" w/Casters	\$185
		<i>Matching upholstery</i>				R10 10" w/Casters	\$185
						R18 8"/10" w/Casters	\$295
						RW8 Wide 8" w/Casters	\$295
						RW10 Wide 10" w/Casters	\$295

Also available w/glides.

For additional stool options
see page 110.

Cozi® 24/7
Formally N-dure & N-dure 400



CZN6608

Task/Conference

Features


- Up to 11 active adjustments
- Standard with upholstered back outer
- 24/7 Continuous-shift with 5-year warranty available only on upholstery with a double rub rating of over 1,000,000
- Passive weight dispersion design
- Generous foam for optimal comfort
- Optional headrest

Standard Features


- No Arms
- Carpet Casters
- 26" Black Base
- 5" Intensive Use Cylinder
- Seat Slider



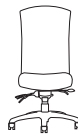


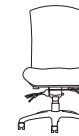
Guardian®

The Guardian is an NIJ Level II compliant bullet resistant vest that will provide protection against regular powered 9mm handguns, up to .357 Magnums. The vest fits over the back of the chair and is easily removable.



Step 1 — Model Number

Series Code	Select a Back	Select a Seat	Select an Arm	Mech
CZN Cozi	5 Mid Back 6 High Back	6 Medium Seat 7 Large Seat 8 Extra Large Seat <i>Supports up to 400 lbs</i>	0 4" Adjustable \$125 4 Swing \$295 5 No Arms \$0 6 360° w/Oversized Black Vinyl \$400 7 360° w/Oversized Fabric/Leather \$440 8 360° NP \$175	8 Multi-tilt 
CZN	5	6	0	8

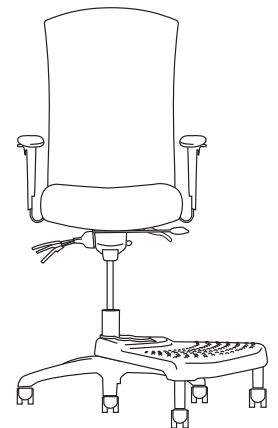
Supports upto 350 lbs				Supports upto 400 lbs	
					
CZN5658	CZN5758	CZN6658	CZN6758	CZN5858	CZN6858
\$1,076	\$1,112	\$1,163	\$1,188	\$1,341	\$1,418
\$1,136	\$1,172	\$1,223	\$1,248	\$1,401	\$1,478
\$1,196	\$1,232	\$1,283	\$1,308	\$1,461	\$1,538
\$1,266	\$1,302	\$1,353	\$1,378	\$1,531	\$1,608
\$1,336	\$1,372	\$1,423	\$1,448	\$1,601	\$1,678
\$1,416	\$1,452	\$1,503	\$1,528	\$1,681	\$1,758
\$1,496	\$1,532	\$1,583	\$1,608	\$1,761	\$1,838
\$1,586	\$1,622	\$1,673	\$1,698	\$1,851	\$1,928
\$1,676	\$1,712	\$1,763	\$1,788	\$1,941	\$2,018

39 x 26 x 26	39 x 26 x 26	43 x 26 x 26	43 x 26 x 26	39 x 26 x 26	41 x 26 x 26
51.5 lbs	51.5 lbs	52 lbs	52 lbs	59 lbs	59 lbs
19.5	22	19.5	22	23	23
16.5 – 21.5	16.5 – 21.5	16.5 – 21.5	16.5 – 21.5	19.25 – 23.75	19.25 – 23.75
16 – 18	16 – 18	16 – 18	16 – 18	19 – 21	19 – 21
F5° – R10°	F8° – R18°	F5° – R10°	F8° – R18°	F5° – R10°	F5° – R10°
19	19	19	19	19	19
22 – 25	22 – 25	23 – 26	23 – 26	20 – 23	22 – 25
105° – 120°	105° – 120°	105° – 120°	105° – 120°	105° – 120°	105° – 120°
3	3	3	3	3	3
26	26	26	26	26	26
2 yd	2 yd	2 yd	2 yd	3 yd	3 yd
36 x 26 x 19	36 x 26 x 19	36 x 26 x 19	36 x 26 x 19	28 x 26 x 24	28 x 26 x 24
61.5 lbs	61.5 lbs	62 lbs	62 lbs	69 lbs	69 lbs
KD	KD	KD	KD	KD	KD

All measurements are nominal and shown in inches.
Specs may differ for stools.

Grade 1
Grade 2
Grade 3
Grade 4
Grade 5
Grade 6
Grade 7
Grade 8
Grade 9

Chair (H x W x D)
Chair Weight
Seat Width
Seat Height
Seat Depth
Seat Angle
Back Width
Back Height
Back Angle
Lumbar Range
Base Diameter
COM Yardage
Shipping Box (L x W x H)
Shipping Weight
Shipping Method



CZN6608-L5-R8

Cozi® 24/7

Formally N-dure & N-dure 400




Task/Conference

Step 2 — Add option codes after model number COZ5638 - __ - __

General			Casters/Glides			Chair Cylinders			Stool Cylinders		
CR	Cleanroom to Class 100	\$120	C0	Carpet	\$0	L1	3" Cylinder	\$0	L4	8" Cylinder	\$55
D2	Adjustable Lumbar Support	\$100	C1	Hard Floor	\$25	L13	7" Dual Stage	\$55	L5	10" Cylinder	\$55
E	ESD*	\$290				L14	10" Dual Stage	\$55	L7	7" Cylinder	\$55
N	N-dulgent® Memory Foam	\$125	Bases			Headrest			Footrings for stool cylinders only		
N2	TheraGel™ Memory Foam	\$150	B0	26" Black	\$0						
Finishes			B7	26" Black Aluminum	\$100	H6	Dual Pivot	\$280	R1	18" Black Plastic	\$60
U1	Ballistic Upholstery	\$0	B8	27" Brushed Aluminum	\$140	Matching upholstery			R2	20" Chrome	\$80
	Back outer		B14	28" Intensive Use Black	\$125	NeXtep® for stool cylinders only					

Also available w/glides.

For additional stool options
see page 110.



C0G5654

Features



- Generous foam for optimal comfort
- Standard with upholstered back outer
- Passive weight dispersion design
- 2 base options

Standard Features

- No Arms
- Glides
- Black Frame

Step 1 — Model Number

Series Code	Back	Seat	Select an Arm	Select a Base
C0G Cozi Guest	5 Mid Back	6 Medium Seat	3 3" Adjustable <i>Not Width Adjustable</i> \$75	4 4-leg
			5 No Arms \$0	5 Sled
			6 C Loop \$75	
			7 Chrome Loop \$75	
C0G	5	6	5	4

4 leg	Sled
	
COG5654	COG5655
\$913	\$979
\$973	\$1,039
\$1,033	\$1,099
\$1,103	\$1,169
\$1,173	\$1,239
\$1,253	\$1,319
\$1,333	\$1,399
\$1,423	\$1,489
\$1,513	\$1,579

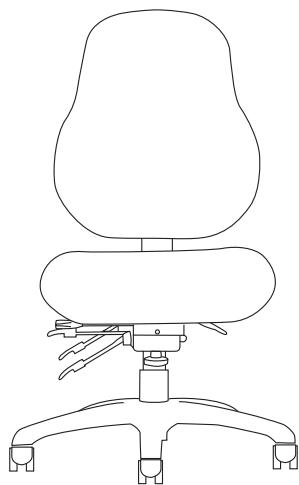
Grade 1
Grade 2
Grade 3
Grade 4
Grade 5
Grade 6
Grade 7
Grade 8
Grade 9

37 x 20.5 x 24	36.5 x 20.5 x 24	Chair (H x W x D)
26.5 lbs	29.5 lbs	Chair Weight
19.5"	19.5"	Seat Width
18"	17.25"	Seat Height
18.5"	18.5"	Seat Depth
R3°	R4°	Seat Angle
19"	19"	Back Width
20"	20"	Back Height
109°	109°	Back Angle
20.5	20.5 x 23	Base Diameter
2 yd	2 yd	COM Yardage
30 x 27 x 39	30 x 27 x 39	Shipping Box (L x W x H)
36.5 lbs	39.5 lbs	Shipping Weight
FA	FA	Shipping Method

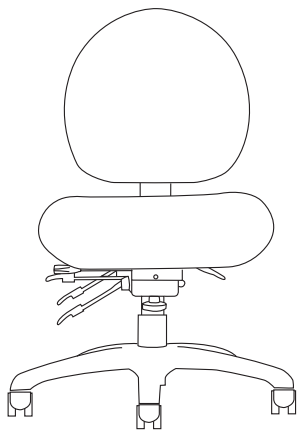
All measurements are nominal and shown in inches.

Step 2 — Add option code after model number COG5654 - __

General		
CB	Chrome Base	\$95



ES3256
High Back



ES2256
Mid Back

Features

- Up to 13 active adjustments
- Contoured seat design
- Passive weight dispersion design
- Generous foam for optimal comfort
- Only available in Top Shelf, Cloud 9™ or Revive™

Standard Features

- No Arms
- Carpet Casters
- 26" Black Base
- 5" Cylinder
- Seat Slider

Need it Now? 5-day Quick Ship

Only standard features are available as Quick Ship unless otherwise noted.

QUICK SHIP FABRICS

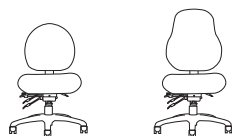
For available Quick Ship fabrics see page 8

QUICK SHIP ARMS

3	3" Adjustable Arms
5	No Arms
9	5-way Adjustable Arms

Step 1 — Model Number

Series Code		Select a Back		Seat		Select an Arm		Mech		
ES	E-Series	2	Mid Back	2	Medium Seat	0	4" Adjustable	\$125	6	Multi-tilt
		3	High Back			2	Lateral Sliding	\$140		
						5	No Arms	\$0		
						9	5-way Adjustable	\$150		
ES		3		2		0			6	



ES2256

ES3256

\$847

\$847

\$887

\$887

Top Shelf**Cloud 9 or Revive**

35.75 x 26 x 26 40 x 26 x 26

Chair (H x W x D)

52.5 lbs

58 lbs

Chair Weight

20.5

20.5

Seat Width

17.5 – 22.5

17.5 – 22.5

Seat Height

16 – 18

16 – 18

Seat Depth

F1° – R20°

F1° – R16°

Seat Angle

17.5

19.5

Back Width

17 – 21

21 – 25

Back Height

102° – 120°

97° – 112°

Back Angle

4

4

Lumbar Range

26

26

Arm Width

2 yd

2 yd

COM Yardage

28 x 26 x 24

28 x 26 x 24

Shipping Box (L x W x H)

62.5 lbs

68 lbs

Shipping Weight

KD

KD

Shipping Method

All measurements are nominal and shown in inches.
Specs may differ for stools.

Step 2 — Add option codes after model number ES3206 - __ - __**General**

F **Fring® Footrest** \$50
Only available on (B0) base

Casters/Glides

C0 **Carpet** \$0
C1 **Hard Floor** \$25

Bases

B0 **26" Black** \$0

Chair Cylinders

L1 **3" Cylinder** \$0
L3 **5" Cylinder** \$0
L13 **7" Dual Stage** \$55
L14 **10" Dual Stage** \$55

Connexion® Arm

Z1 **Connexion Arm** \$350

Connexion® Arm Attachments

A1 **Tablet Holder** \$149
Requires (Z1) Connexion Arm

Stool Options**Stool Cylinders**

L4 **8" Cylinder** \$55
L5 **10" Cylinder** \$55
L7 **7" Cylinder** \$55

Footrings for stool cylinders only

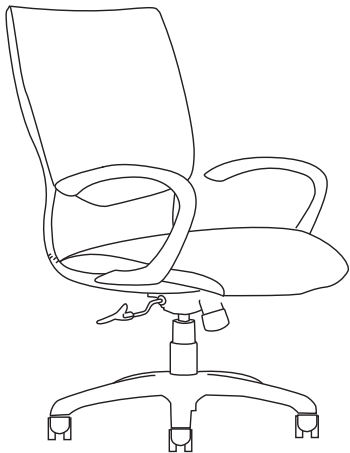
R1 **18" Black Plastic** \$60
R2 **20" Chrome** \$80

NeXtep® for stool cylinders only

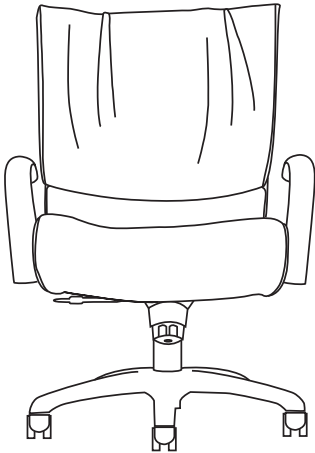
R8 **8" w/Casters** \$185
R10 **10" w/Casters** \$185
R18 **8"/10" w/Casters** \$295
RW8 **Wide 8" w/Casters** \$295
RW10 **Wide 10" w/Casters** \$295

Also available w/glides.

For additional stool options
see page 110.



EMB2124
Pulled Fabric




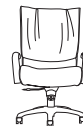



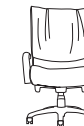


EMB2124-PT
Pillow Top

Features	Standard Features
<ul style="list-style-type: none">Up to 4 active adjustmentsPillow top or pulled fabric upholsteryPassive weight dispersion designGenerous foam for optimal comfortBuilt-in lumbar	<ul style="list-style-type: none">C Loop ArmsCarpet Casters26" Black Base <div>TILT-SWIVEL</div> <ul style="list-style-type: none">5" Cylinder <div>KNEE-TILT</div> <ul style="list-style-type: none">3" Cylinder

Step 1 — Model Number


Series Code	Select a Back	Seat	Arm	Select a Base
EMB Embrace	1 Mid Back 2 High Back	1 Medium Seat	2 C Loop	4 Tilt-swivel 0 Knee-tilt
EMB	2	1	2	4

Tilt-swivel (Pulled)		Tilt-swivel (Pillow Top)		Knee-tilt (Pulled)		Knee-tilt (Pillow Top)		
								
EMB1124	EMB2124	EMB1124-PT	EMB2124-PT	EMB1120	EMB2120	EMB1120-PT	EMB2120-PT	
\$734	\$796	\$934	\$996	\$796	\$857	\$996	\$1,057	Grade 1
\$794	\$856	\$1,024	\$1,086	\$856	\$917	\$1,086	\$1,147	Grade 2
\$854	\$916	\$1,114	\$1,176	\$916	\$977	\$1,176	\$1,237	Grade 3
\$924	\$986	\$1,204	\$1,266	\$986	\$1,047	\$1,266	\$1,327	Grade 4
\$994	\$1,056	\$1,314	\$1,376	\$1,056	\$1,117	\$1,376	\$1,437	Grade 5
\$1,074	\$1,136	\$1,464	\$1,526	\$1,136	\$1,197	\$1,526	\$1,587	Grade 6
\$1,154	\$1,216	\$1,634	\$1,696	\$1,216	\$1,277	\$1,696	\$1,757	Grade 7
\$1,244	\$1,306	\$1,824	\$1,886	\$1,306	\$1,367	\$1,886	\$1,947	Grade 8
\$1,334	\$1,396	\$2,014	\$2,076	\$1,396	\$1,457	\$2,076	\$2,137	Grade 9
36 x 26 x 26	40 x 26 x 26	36 x 26 x 26	40 x 26 x 26	38.5 x 26 x 28	42.5 x 26 x 28	38.5 x 26 x 28	42.5 x 26 x 28	Chair (H x W x D)
57 lbs	57 lbs	57 lbs	57 lbs	57 lbs	57 lbs	57 lbs	57 lbs	Chair Weight
21	21	21	21	21	21	21	21	Seat Width
15.5 – 20.5	15.5 – 20.5	15.5 – 20.5	15.5 – 20.5	18 – 21	18 – 21	18 – 21	18 – 21	Seat Height
19.5	19.5	19.5	19.5	19.5	19.5	19.5	19.5	Seat Depth
R6° – F23°	R6° – F23°	R6° – F23°	R6° – F23°	R7° – F24°	R7° – F24°	R7° – F24°	R7° – F24°	Seat Angle
22	22	22	22	22	22	22	22	Back Width
22	25	22	25	22	25	22	25	Back Height
N/A	N/A	N/A	N/A	N/A	N/A	N/A	N/A	Back Angle
8	8	8	8	8	8	8	8	Arm Height
21.75	21.75	21.75	21.75	21.75	21.75	21.75	21.75	Arm Width
26	26	26	26	26	26	26	26	Base Diameter
2 yd	2 yd	2 yd	2 yd	2 yd	2 yd	2 yd	2 yd	COM Yardage – Pulled
4.5 yd	4.5 yd	4.5 yd	4.5 yd	4.5 yd	4.5 yd	4.5 yd	4.5 yd	COM Yardage – Pillow Top
37 x 23 x 22	37 x 23 x 22	37 x 23 x 22	37 x 23 x 22	37 x 23 x 22	37 x 23 x 22	37 x 23 x 22	37 x 23 x 22	Shipping Box (L x W x H)
67 lbs	67 lbs	67 lbs	67 lbs	67 lbs	67 lbs	67 lbs	67 lbs	Shipping Weight
FA	FA	FA	FA	FA	FA	FA	FA	Shipping Method

All measurements are nominal and shown in inches.
Not available in Cloud 9™, Revive™ or Top Shelf upholstery.

Step 2 — Add option code after model number EMB212T - __

Finishes		Cylinders	
CP	Chrome Package	L13	7" Dual Stage
	Chrome loop arm & polished aluminum base	L14	10" Dual Stage
	\$295		\$55
			\$55



EMC022
Pulled Fabric

Features





- Generous amount of foam in seat and back
- Fully upholstered back
- Sturdy, cantilever steel base

Standard Features

- No Arms
- Black Cantilever Base

Step 1 — Model Number

Series Code	Back	Seat	Select an Arm
EMC Embrace Guest	0 Mid Back	2 Medium Seat	0 No Arms 2 C Loop
EMC	0	2	2

Pulled	Pillow Top	Pulled	PillowTop
			
EMC020	EMC020-PT	EMC022	EMC022-PT
\$617	\$817	\$719	\$919
\$677	\$907	\$779	\$1,009
\$737	\$997	\$839	\$1,099
\$807	\$1,087	\$909	\$1,189
\$877	\$1,197	\$979	\$1,299
\$957	\$1,347	\$1,059	\$1,449
\$1,037	\$1,517	\$1,139	\$1,619
\$1,127	\$1,707	\$1,229	\$1,809
\$1,217	\$1,897	\$1,319	\$1,999

Grade 1
Grade 2
Grade 3
Grade 4
Grade 5
Grade 6
Grade 7
Grade 8
Grade 9

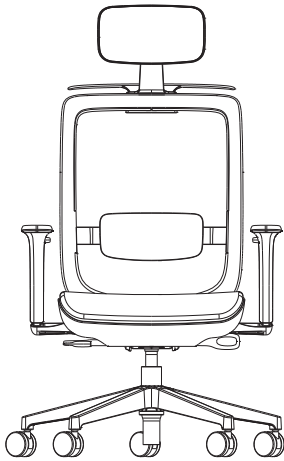
38.5 x 25 x 28	38.5 x 25 x 28	38.5 x 25 x 28	38.5 x 25 x 28	Chair (H x W x D)
49 lbs	49 lbs	49 lbs	49 lbs	Chair Weight
21	21	21	21	Seat Width
20	20	20	20	Seat Height
20.5	20.5	20.5	20.5	Seat Depth
21	21	21	21	Back Width
22	22	22	22	Back Height
2 yd	2 yd	2 yd	2 yd	COM Yardage – <i>Pulled Fabric</i>
4.5 yd	4.5 yd	4.5 yd	4.5 yd	COM Yardage – <i>Pillow Top</i>
29 x 26.5 x 38	29 x 26.5 x 38	29 x 26.5 x 38	29 x 26.5 x 38	Shipping Box (L x W x H)
59 lbs	59 lbs	59 lbs	59 lbs	Shipping Weight
FA	FA	FA	FA	Shipping Method

All measurements are nominal and shown in inches.
Not available in Cloud 9™, Revive™ or Top Shelf upholstery.

Step 2 — Add option codes after model number EMC022 - __ - __

General

CB	Chrome Base	\$95
CP	Chrome Package	\$295
	<i>Chrome loop arm & polished aluminum base</i>	



ICON4603-H2

Task/Conference

Features

- Medium gray mesh back
- Gray & black frame combination
- Replaceable/removable upholstered seat cushion – clips into place with no tools required
- Adjustable & removable lumbar support (easily slide up & down with no levers)
- Weight sensing mechanism without tension knob
- Finished seat bottom shell conceals mechanism
- 3 adjustment levers – height, synchro-tilt & seat slider

Standard Features

- No Arms
- Carpet Casters
- 26" Black Base
- 5" Cylinder
- Seat Slider
- N-dulgent® Memory Foam
- Adjustable Lumbar

Need it Now? 5-day Quick Ship

Only standard features are available as Quick Ship unless otherwise noted.

QUICK SHIP ARMS

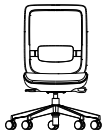
- | | |
|---|---------|
| 0 | 1D |
| 5 | No Arms |
| 3 | 3D |

QUICK SHIP FABRICS

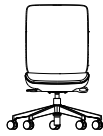
For available Quick Ship fabrics see page 8.

Step 1 — Model Number

Series Code		Back	Seat	Select an Arm		Mech
ICON	Icon	4 Mesh Back 5 Upholstered	6 Medium Seat	0 1D 3 3D 5 No Arms	\$40 \$70 \$0	3 Weight Sensitive
ICON		4	6	0		3



ICON4653



ICON5653

\$717	\$867	Grade 1
\$747	\$927	Grade 2
\$777	\$987	Grade 3
\$817	\$1,057	Grade 4
\$857	\$1,127	Grade 5
\$907	\$1,207	Grade 6
\$957	\$1,287	Grade 7
\$1,017	\$1,377	Grade 8
\$1,077	\$1,467	Grade 9

ICONSC — Replacement Seat Cover

\$100	Grade 1
\$130	Grade 2
\$160	Grade 3
\$200	Grade 4
\$240	Grade 5
\$290	Grade 6
\$340	Grade 7
\$400	Grade 8
\$460	Grade 9

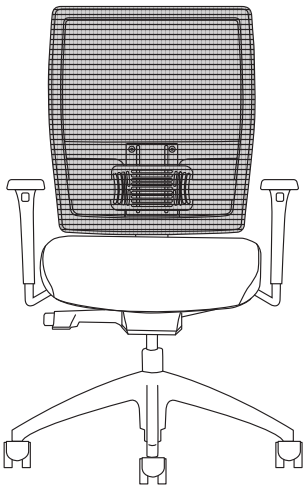
36.5 x 26 x 26	36.5 x 26 x 26	Chair (H x W x D)
36.5 lbs	36.5 lbs	Chair Weight
18.5	18.5	Seat Width
16 – 21	16 – 21	Seat Height
18 – 20	18 – 20	Seat Depth
R3° – R6°	R3° – R6°	Seat Angle
18	18	Back Width
20.5	20.5	Back Height
104° – 128°	104° – 128°	Back Angle
2.5	2.5	Lumbar Range
26	26	Base Diameter
1 yd	1 yd	COM Yardage
27 x 23 x 33	27 x 23 x 33	Shipping Box (L x W x H)
46.5 lbs	46.5 lbs	Shipping Weight
KD	KD	Shipping Method

All measurements are nominal and shown in inches.
Specs may differ for stools.

Step 2 — Add option codes after model number ICON4603 - __ - __

General			Casters/Glides		Headrests		Stool Cylinders				
N2	TheraGel™ Memory Foam	\$150	C0	Carpet	\$0	H1	Headrest	\$60	L4	8" Cylinder	\$55
			C1	Hard Floor	\$25		Matching upholstery		L5	10" Cylinder	\$55
			C2	Glides	\$25	H2	Headrest w/Coat Hanger	\$90	L7	7" Cylinder	\$55
							Matching upholstery				
Bases			Cylinders						Footrings for stool cylinders only		
B23	26" Black	\$0	L13	7" Dual Stage	\$55				R1	18" Black Plastic	\$60
B24	26" Polished Aluminum	\$90	L14	10" Dual Stage	\$55				R2	20" Chrome	\$80
									NeXtep® for stool cylinders only		
									R9	10" w/Glides	\$135
									R10	10" w/Casters	\$185
									R21	10"/12" w/Glides	\$235
									R22	10"/12" w/Casters	\$295
									RW9	Wide 10" w/Glides	\$235
									RW10	Wide 10" w/Casters	\$295

For additional stool options
see page 110.



KN04653



Task/Conference









- Features**

 - Mid and high Mesh back options
 - Adjustable lumbar support (easily slide up & down with no levers)
 - Weight sensing mechanism without tension knob
- Standard Features**

 - No Arms
 - Carpet Casters
 - 26" High Crown Black Base
 - 5" Cylinder
 - Seat Slider
 - Adjustable Lumbar

Step 1 — Model Number

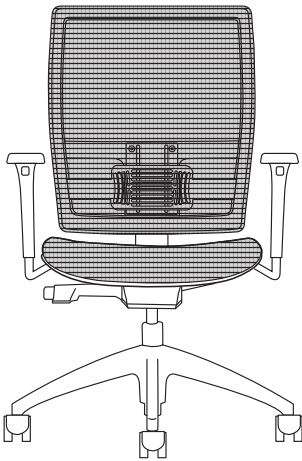
Series Code	Select a Back	Select a Seat	Select an Arm	Select a Mech
KNO Knomi	<div><div>4</div>Mesh Mid Back</div> <div><div>6</div>Mesh High Back</div>	<div><div>6</div>Medium Seat</div> <div><div>7</div>Large Seat</div>	<div><div>0</div>Fixed\$75</div> <div><div>3</div>3D\$75</div> <div><div>4</div>4D\$150</div> <div><div>5</div>No Arms\$0</div> <div><div>6</div>3D Chrome\$175</div> <div><div>7</div>Chrome Loop\$295</div> <div><div>8</div>4D Chrome\$250</div>	<div><div>2</div>Synchro</div> <div><div>3</div>Weight Sensitive</div>
KNO	6	6	3	2

Synchro				Weight Sensitive				Task/Conference
								
KNO4652	KNO4752	KNO6652	KNO6752	KNO4653	KNO4753	KNO6653	KNO6753	
\$865	\$905	\$965	\$1,005	\$825	\$865	\$925	\$965	
\$895	\$935	\$995	\$1,035	\$855	\$895	\$955	\$995	
\$925	\$965	\$1,025	\$1,065	\$885	\$925	\$985	\$1,025	
\$965	\$1,005	\$1,065	\$1,105	\$925	\$965	\$1,025	\$1,065	
\$1,005	\$1,045	\$1,105	\$1,145	\$965	\$1,005	\$1,065	\$1,105	
\$1,055	\$1,095	\$1,155	\$1,195	\$1,015	\$1,055	\$1,115	\$1,155	
\$1,105	\$1,145	\$1,205	\$1,245	\$1,065	\$1,105	\$1,165	\$1,205	
\$1,165	\$1,205	\$1,265	\$1,305	\$1,125	\$1,165	\$1,225	\$1,265	
\$1,225	\$1,265	\$1,325	\$1,365	\$1,185	\$1,225	\$1,285	\$1,325	
35.5 x 26 x 26	35.5 x 26 x 26	40.5 x 26 x 26	40.5 x 26 x 26	35 x 26 x 26	35 x 26 x 26	40 x 26 x 26	40 x 26 x 26	Chair (H x W x D)
28	28	29	29	28	28	29	29	Chair Weight
19.5	21	19.5	21	19.5	21	19.5	21	Seat Width
17.25 – 22.25	17.25 – 22.25	17.25 – 22.25	17.25 – 22.25	17 – 22	17 – 22	17 – 22	17 – 22	Seat Height
17 – 19	17.5 – 19.5	17 – 19	17.5 – 19.5	17 – 19	17.5 – 19.5	17 – 19	17.5 – 19.5	Seat Depth (OPTIONAL)
0° – R5.5°	0° – R5.5°	0° – R5.5°	0° – R5.5°	0° – R5.5°	0° – R5.5°	0° – R5.5°	0° – R5.5°	Seat Angle
20	20	19.5	19.5	20	20	19.5	19.5	Back Width
17 – 19	17 – 19	22 – 24	22 – 24	17 – 19	17 – 19	22 – 24	22 – 24	Back Height
102° – 123°	102° – 123°	102° – 123°	102° – 123°	102° – 123°	102° – 123°	102° – 123°	102° – 123°	Back Angle
3.5 – 8.5	3.5 – 8.5	3.5 – 8.5	3.5 – 8.5	3.5 – 8.5	3.5 – 8.5	3.5 – 8.5	3.5 – 8.5	Lumbar Range
26	26	26	26	26	26	26	26	Base Diameter
1	1	1	1	1	1	1	1	COM Yardage
36 x 26 x 19	36 x 26 x 19	36 x 26 x 19	36 x 26 x 19	36 x 26 x 19	36 x 26 x 19	36 x 26 x 19	36 x 26 x 19	Shipping Box (L x W x H)
38	38	39	39	38	38	39	39	Shipping Weight
KD	KD	KD	KD	KD	KD	KD	KD	Shipping Method

All measurements are nominal and shown in inches.

Step 2 — Add option codes after model number KNO5636 - __ - __

Bases		Casters/Glides		Cylinders		Headrest	
B15 26" High Crown	\$55	C1 Hard Floor	\$25	L1 3" Cylinder	\$0	H Headrest	\$95
Polished Aluminum		C2 Glides	\$25				
		C8 Chrome Carpet	\$90				
		C9 Chrome Hard Floor	\$100				



KNO6353



Task/Conference





- Features**

 - Breathable mesh seat & back
 - Adjustable lumbar
- Standard Features**

 - No Arms
 - Carpet Casters
 - 26" High Crown Black Base
 - 5" Cylinder
 - Seat Slider

Step 1 — Model Number

Series Code	Select a Back	Select a Seat	Select an Arm	Select a Mech
KNO Knomi	<div><div>4</div>Mesh Mid Back</div> <div><div>6</div>Mesh High Back</div>	<div><div>3</div>Mesh Seat</div>	<div><div>0</div>Fixed\$75</div> <div><div>3</div>3D\$75</div> <div><div>4</div>4D\$150</div> <div><div>5</div>No Arms\$0</div> <div><div>6</div>3D Chrome\$175</div> <div><div>7</div>Chrome Loop\$295</div> <div><div>8</div>4D Chrome\$250</div>	<div><div>2</div>Synchro</div> <div><div>3</div>Weight Sensitive</div>
KNO	6	3	3	2

Synchro		Weight Sensitive	
			
KNO4352	KNO6352	KNO4353	KNO6353
\$939	\$989	\$899	\$949

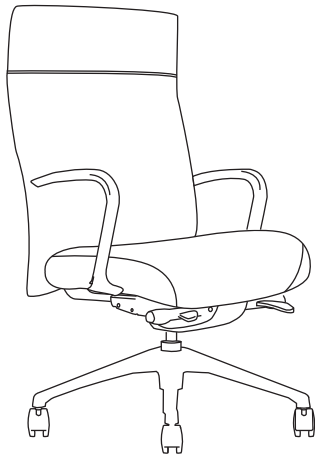
Mesh

35.5 x 26 x 26	40.5 x 26 x 26	35.5 x 26 x 26	40.5 x 26 x 26	Chair (H x W x D)
28	29	28	29	Chair Weight
20	20	20	20	Seat Width
16.5 – 21.5	16.5 – 21.5	16.25 – 21.25	16.25 – 21.25	Seat Height
17 – 19	17 – 19	17 – 19	17 – 19	Seat Depth (OPTIONAL)
F1° – R4.5°	F1° – R4.5°	F1° – R4.5°	F1° – R4.5°	Seat Angle
20	19.5	20	19.5	Back Width
17 – 19	22 – 24	17 – 19	22 – 24	Back Height
102° – 123°	102° – 123°	102° – 123°	102° – 123°	Back Angle
3.5 – 8.5	3.5 – 8.5	3.5 – 8.5	3.5 – 8.5	Lumbar Range
26	26	26	26	Base Diameter
N/A	N/A	N/A	N/A	COM Yardage
36 x 26 x 19	36 x 26 x 19	36 x 26 x 19	36 x 26 x 19	Shipping Box (L x W x H)
38	39	38	39	Shipping Weight
KD	KD	KD	KD	Shipping Method

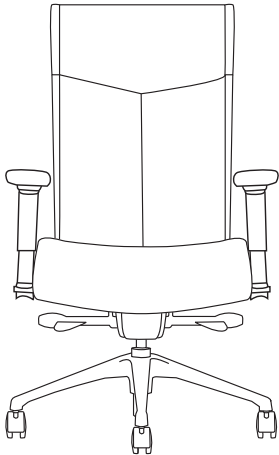
All measurements are nominal and shown in inches.

Step 2 — Add option codes after model number COZ5636 - __ - __

Bases		Casters/Glides		Cylinders		Headrest	
B15 26" High Crown	\$55	C0 Carpet	\$0	L1 3" Cylinder	\$0	H Headrest	\$95
Polished Aluminum		C1 Hard Floor	\$25				
		C2 Glides	\$25				
		C8 Chrome Carpet	\$90				
		C9 Chrome Hard Floor	\$100				



NV3402



NV4122
Pillow Top

Features	Standard Features
<ul style="list-style-type: none">• Up to 13 active adjustments• High back with built-in lumbar• Contoured seat with waterfall• Passive weight dispersion design• Removable inner pad in upper back <p><i>Only available on (4) back</i></p>	<ul style="list-style-type: none">• Lateral Sliding Arms• 26" High Crown Black Base• Carpet Casters• 3" Cylinder• Seat Slider

Step 1 — Model Number

Series Code	Select a Back	Select a Seat	Select an Arm	Mech
<div>NV</div> <div>NV</div>	<div>3 High Back</div> <div>4 High Back <i>Pillow Top</i></div>	<div>1 Medium Seat <i>Pillow Top</i></div> <div>2 Large Seat <i>Pillow Top</i></div> <div>4 Medium Seat</div>	<div>0 Polished Aluminum Loop \$0</div> <div>2 Lateral Sliding \$0</div> <div>5 No Arms (\$100)</div>	<div>2 Synchro</div> <div></div>
<div>NV</div>	<div>4</div>	<div>1</div>	<div>2</div>	<div>2</div>

					
NV3422	NV3122	NV3222	NV4422	NV4122	NV4222
\$1,377	\$1,428	\$1,479	\$1,479	\$1,530	\$1,581
\$1,447	\$1,498	\$1,549	\$1,549	\$1,600	\$1,651
\$1,517	\$1,568	\$1,619	\$1,619	\$1,670	\$1,721
\$1,597	\$1,648	\$1,699	\$1,699	\$1,750	\$1,801
\$1,677	\$1,728	\$1,779	\$1,779	\$1,830	\$1,881
\$1,767	\$1,818	\$1,869	\$1,869	\$1,920	\$1,971
\$1,857	\$1,908	\$1,959	\$1,959	\$2,010	\$2,061
\$1,957	\$2,008	\$2,059	\$2,059	\$2,110	\$2,161
\$2,057	\$2,108	\$2,159	\$2,159	\$2,210	\$2,261

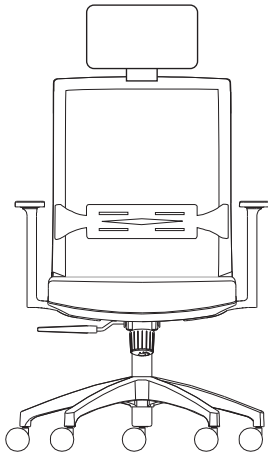
Grade 1
Grade 2
Grade 3
Grade 4
Grade 5
Grade 6
Grade 7
Grade 8
Grade 9

41.5 x 26 x 26	41.5 x 26 x 26	41.5 x 26 x 26	42 x 26 x 26	42 x 26 x 26	42 x 26 x 26	Chair (H x W x D)
45.5 lbs	45.5 lbs	45.5 lbs	46.5 lbs	46.5 lbs	46.5 lbs	Chair Weight
19.5	20.5	20.5	19.5	20.5	20.5	Seat Width
18 – 21	19.5 – 22.5	19.5 – 22.5	18 – 21	19.5 – 22.5	19.5 – 22.5	Seat Height
18.5 – 21.5	15.5 – 18.5	19 – 22	18.5 – 21	18 – 20.5	18 – 20.5	Seat Depth
F5° – R10°	F5° – R10°	F5° – R10°	F6° – 12°	F8° – R14°	F8° – R14°	Seat Angle
19	19	19	19	19	19	Back Width
23.5 – 27.5	23.5 – 27.5	23.5 – 27.5	24 – 28	23.5 – 27.5	23.5 – 27.5	Back Height
100° – 115°	100° – 115°	100° – 115°	98° – 114°	100° – 115°	100° – 115°	Back Angle
4	4	4	4	4	4	Lumbar Range
26	26	26	26	26	26	Base Diameter
2.25 yd	2.25 yd	2.25 yd	2.5 yd	2.5 yd	2.5 yd	COM Yardage
28 x 28 x 42	28 x 28 x 42	28 x 28 x 42	28 x 28 x 42	28 x 28 x 42	28 x 28 x 42	Shipping Box (L x W x H)
65.5 lbs	65.5 lbs	65.5 lbs	66.5 lbs	66.5 lbs	66.5 lbs	Shipping Weight
FA	FA	FA	FA	FA	FA	Shipping Method

All measurements are nominal and shown in inches.
Not available in Cloud 9™, Revive™ or Top Shelf upholstery.

Step 2 — Add option codes after model number NV4122 - _ - _

General			Casters/Glides			Bases			Cylinders		
D2	Adjustable Lumbar Support	\$100	C0	Carpet	\$0	B0	26" Black	\$0	L3	5" Cylinder	\$0
	<i>Not available on (3) back</i>		C1	Hard Floor	\$25	B6	26" Polished Aluminum	\$140	L13	7" Dual Stage	\$55
Finishes			C8	Chrome Carpet	\$90	B15	26" High Crown Polished Aluminum	\$55	L14	10" Dual Stage	\$55
J	Upholstered Arm Pad	\$65	C9	Chrome Hard Floor	\$100	B16	26" High Crown Black	\$0			
	<i>Only available on (2) arm</i>										



REN4604-D3-H

Features

- Black mesh back & frame
- Upholstery Graded-in program
- Tilt-swivel mechanism
- Heavy-duty casters & base

Standard Features

- No Arms
- Carpet Casters
- 26" Black Base
- 5" Cylinder
- Adjustable Lumbar

Need it Now? 5-day Quick Ship

Only standard features are available as Quick Ship unless otherwise noted.

QUICK SHIP ARMS

- 0 Adjustable Arms
- 5 No Arms

QUICK SHIP FABRICS

For available Quick Ship fabrics see page 8.

Step 1 — Model Number

Series Code		Back	Seat	Select an Arm		Mech
REN	Renati	4 Mesh Back	6 Medium Seat	0 Adjustable Arms	\$40	4 Tilt-swivel
				5 No Arms	\$0	
REN		4	6	0		4

**REN4654**

\$507	Grade 1
\$537	Grade 2
\$567	Grade 3
\$607	Grade 4
\$647	Grade 5
\$697	Grade 6
\$747	Grade 7
\$807	Grade 8
\$867	Grade 9

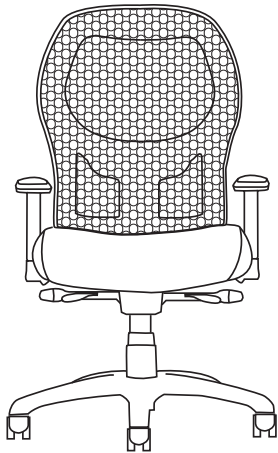
37 x 26 x 26	Chair (H x W x D)
28.5 lbs	Chair Weight
19.5	Seat Width
16 – 21	Seat Height
18.5	Seat Depth
R1° – R16°	Seat Angle
17.5	Back Width
21	Back Height
100° – 125°	Back Angle
2.5	Lumbar Range
26	Base Diameter
1 yd	COM Yardage
27 x 23 x 33	Shipping Box (L x W x H)
38.5 lbs	Shipping Weight
KD	Shipping Method

All measurements are nominal and shown in inches.
Specs may differ for stools.

Step 2 — Add option codes after model number REN4604 - __ - __ -**Stool Options**

General			Casters/Glides		Headrest		Stool Cylinders	
N	N-dulgent® Memory Foam	\$75	C0	Carpet	\$0	H	Headrest	\$60
N2	TheraGel™ Memory Foam	\$150	C1	Hard Floor	\$25		<i>Matching upholstery</i>	
			C2	Glides	\$25			
Bases			Cylinders		Footrings for stool cylinders only		NeXtep® for stool cylinders only	
B23	26" Black Base	\$0	L13	7" Dual Stage	\$55	R1	18" Black Plastic	\$60
B24	26" Polished Aluminum	\$90	L14	10" Dual Stage	\$55	R2	20" Chrome	\$80
						R9	10" w/Glides	\$135
						R10	10" w/Casters	\$185
						R21	10"/12" w/Glides	\$235
						R22	10"/12" w/Casters	\$295
						RW9	Wide 10" w/Glides	\$235
						RW10	Wide 10" w/Casters	\$295

For additional stool options
see page 110.



RCT4632

- Features**
 - Up to 13 active adjustments
 - High back & contoured seat design
 - Passive weight dispersion design
 - Generous foam for optimal comfort
 - 2 headrest options
 - Convert mesh back to upholstered w/optional sleeve
 - Independent lumbar adjustment
- Standard Features**
 - No Arms
 - 26" Black Base
 - Carpet Casters
 - 5" Cylinder

Need it Now? 5-day Quick Ship

Only standard features are available as Quick Ship unless otherwise noted.

QUICK SHIP FABRICS

For available Quick Ship fabrics see page 8.

QUICK SHIP ARMS

3	3" Adjustable
5	No Arms
9	5-way Adjustable

Step 1 — Model Number

Series Code		Back	Select a Seat		Select an Arm		Select a Mech	
RCT	Right Chair	4 Mesh Back	6	Medium Seat	0	4" Adjustable	2	Synchro
			7	Large Seat	1	4" Adjustable w/Pivot	6	Multi-tilt
					2	Lateral Sliding		
					3	3" Adjustable		
					4	Swing		
					5	No Arms		
					6	C Loop		
					7	Chrome Loop		
					8	360° NP		
					Only available on (2) synchro mech			
					9	5-way Adjustable		
RCT		4	6		3		2	

Synchro		Multi-tilt	
			
RCT4652	RCT4752	RCT4656	RCT4756
\$842	\$893	\$918	\$969
\$872	\$923	\$948	\$999
\$902	\$953	\$978	\$1,029
\$942	\$993	\$1,018	\$1,069
\$982	\$1,033	\$1,058	\$1,109
\$1,032	\$1,083	\$1,108	\$1,159
\$1,082	\$1,133	\$1,158	\$1,209
\$1,142	\$1,193	\$1,218	\$1,269
\$1,202	\$1,253	\$1,278	\$1,329

40.5 x 26 x 26	40.5 x 26 x 26	39.5 x 26 x 26	39.5 x 26 x 26
37 lbs	37 lbs	48 lbs	48.5 lbs
19.5	22	19.5	22
16.5 – 21.5	16.5 – 21.5	15.25 – 20.25	15.25 – 20.25
16.5 – 19.5	16.5 – 19.5	16 – 18	19 – 21
F5° – R14°	F5° – R14°	F6° – R11°	F8° – R18°
19	19	19	19
23	23	23	23
102° – 120°	102° – 120°	100° – 115°	100° – 115°
4	4	4	4
26	26	26	26
1 yd	1 yd	1 yd	1 yd
28 x 26 x 24	28 x 26 x 24	28 x 26 x 24	28 x 26 x 24
47 lbs	47 lbs	58 lbs	58.5 lbs
KD	KD	KD	KD

Grade 1

Grade 2

Grade 3

Grade 4

Grade 5

Grade 6

Grade 7

Grade 8

Grade 9

Chair (H x W x D)

Chair Weight

Seat Width

Seat Height

Seat Depth (OPTIONAL)

Seat Angle

Back Width

Back Height

Back Angle

Lumbar Range

Base Diameter

COM Yardage

Shipping Box (L x W x H)

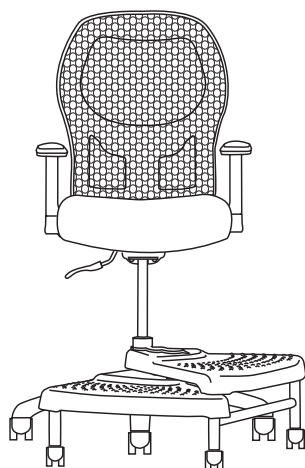
Shipping Weight

Shipping Method

All measurements are nominal and shown in inches.

Step 2 — Add option codes after model number RCT4632 - __ - __

General			Back Sleeve – Back of sleeve made w/Spacer			Bases			Connexion® Arm		
F	Fring® Footrest	\$50	S1	Grade 1	\$110	B0	26" Black	\$0	Z1	Connexion Arm	\$350
	<i>Only available on (B0) base</i>		S2	Grade 2	\$160	B6	26" Polished Aluminum	\$140		<i>Not available with (6) & (7) arm</i>	
J	Upholstered Arm Pad	\$65	S3	Grade 3	\$200	B7	26" Black Aluminum	\$100	Connexion® Arm Attachments		
	<i>Only available on (2) arm</i>		S4	Grade 4	\$240	B8	27" Brushed Aluminum	\$140	A1	Tablet Holder	\$149
N	N-dulgent® Memory Foam	\$75	S5	Grade 5	\$280	Cylinders				<i>Requires (Z1) Connexion Arm</i>	
N2	TheraGel™ Memory Foam	\$75	S6	Grade 6	\$330	L1	3" Cylinder	\$0			
S	Seat Slider	\$75	S7	Grade 7	\$380	L3	5" Cylinder	\$0			
			S8	Grade 8	\$430	L13	7" Dual Stage	\$55			
			S9	Grade 9	\$480	L14	10" Dual Stage	\$55			
			Casters/Glides			Headrests					
			C0	Carpet	\$0	HE	Height Adjustable (Black vinyl)	\$60			
			C1	Hard Floor	\$25	H5	Dual Pivot (Black faux leather)	\$280			
			C2	Glides	\$25						



RCT4651

Features

- High back & contoured seat design
- Passive weight dispersion design
- Generous foam for optimal comfort
- 2 headrest options
- Convert mesh back to upholstered with optional sleeve
- Independent lumbar adjustment

Standard Features

- No Arms
- 26" Black Base
- Carpet Casters
- 8" Cylinder

Need it Now? 5-day Quick Ship

Only standard features are available as Quick Ship unless otherwise noted.



QUICK SHIP FABRICS







For available Quick Ship fabrics see page 8.

QUICK SHIP ARMS

- 3 3" Adjustable
- 5 No Arms
- 9 5-way Adjustable

Step 1 — Model Number

Series Code	Back	Select a Seat	Select an Arm	Select a Mech
RCT Right Chair	4 Mesh Back	6 Medium Seat 7 Large Seat	0 4" Adjustable \$125 1 4" Adjustable w/Pivot \$150 2 Lateral Sliding \$140 3 3" Adjustable \$75 4 Swing \$295 5 No Arms \$0 6 C Loop \$75 7 Chrome Loop \$75 8 360° NP \$175 9 5-way Adjustable \$150	1 Basic  8 Standard  9 Deluxe-tilt 
RCT	4	6	3	8

Basic		Standard		Deluxe-tilt	
					
RCT4651	RCT4751	RCT4658	RCT4758	RCT4659	RCT4759
\$857	\$908	\$877	\$928	\$898	\$949
\$887	\$938	\$907	\$958	\$928	\$979
\$917	\$968	\$937	\$988	\$958	\$1,009
\$957	\$1,008	\$977	\$1,028	\$998	\$1,049
\$997	\$1,048	\$1,017	\$1,068	\$1,038	\$1,089
\$1,047	\$1,098	\$1,067	\$1,118	\$1,088	\$1,139
\$1,097	\$1,148	\$1,117	\$1,168	\$1,138	\$1,189
\$1,157	\$1,208	\$1,177	\$1,228	\$1,198	\$1,249
\$1,217	\$1,268	\$1,237	\$1,288	\$1,258	\$1,309
44.5 x 26 x 26	44.5 x 26 x 26	45 x 26 x 26	45 x 26 x 26	45 x 26 x 26	45 x 26 x 26
34.5 lbs	34.5 lbs	45.5 lbs	45.5 lbs	46 lbs	46 lbs
19.5	22	19.5	22	19.5	22
21 – 29	21.25 – 29.25	22.5 – 30.5	22.5 – 30.5	22.5 – 30.5	22.5 – 30.5
17 – 18	17 – 18	15.5 – 17.5	15.5 – 17.5	15.5 – 17.5	15.5 – 17.5
R4°	R4°	R3°	R3°	R4°	R4°
19	19	19	19	19	19
23	23	23	23	23	23
102°	102°	95° – 99°	95° – 99°	95° – 99°	95° – 99°
4	4	4	4	4	4
26	26	26	26	26	26
1 yd	1 yd	1 yd	1 yd	1 yd	1 yd
28 x 26 x 24	28 x 26 x 24	28 x 26 x 24	28 x 26 x 24	28 x 26 x 24	28 x 26 x 24
44.5 lbs	44.5 lbs	55.5 lbs	55.5 lbs	56 lbs	56 lbs
KD	KD	KD	KD	KD	KD

All measurements are nominal and shown in inches.

Grade 1
Grade 2
Grade 3
Grade 4
Grade 5
Grade 6
Grade 7
Grade 8
Grade 9

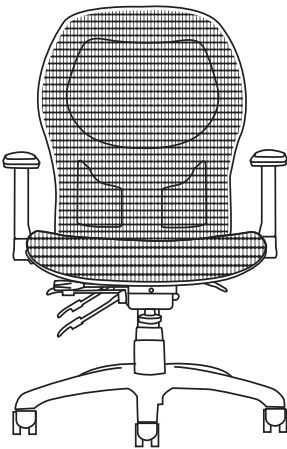
Chair (H x W x D)
Chair Weight
Seat Width
Seat Height
Seat Depth (OPTIONAL)
Seat Angle
Back Width
Back Height
Back Angle
Lumbar Range
Base Diameter
COM Yardage
Shipping Box (L x W x H)
Shipping Weight
Shipping Method

Step 2 — Add option codes after model number RCT4638 - __ - __

General			Casters/Glides			Chair Cylinders			NeXtep® for stool cylinders only		
J	Upholstered Arm Pad	\$65	C0	Carpet	\$0	L1	3" Cylinder	\$0	R8	8" w/Casters	\$185
	<i>Only available on (2) arm</i>		C1	Hard Floor	\$25	L3	5" Cylinder	\$0	R10	10" w/Casters	\$185
N	N-dulgent® Memory Foam	\$75	C2	Glides	\$25	L13	7" Dual Stage	\$55	R18	8"/10" w/Casters	\$295
N2	TheraGel™ Memory Foam	\$75				L14	10" Dual Stage	\$55	RW8	Wide 8" w/Casters	\$295
									RW10	Wide 10" w/Casters	\$295
Back Sleeve – Back of sleeve made w/Spacer			Bases			Stool Cylinders			<i>Also available w/glides.</i>		
S1	Grade 1	\$110	B0	26" Black	\$0	L4	8" Cylinder	\$0	Connexion® Arm		
S2	Grade 2	\$160	B6	26" Polished Aluminum	\$140	L5	10" Cylinder	\$0	Z1	Connexion Arm	\$350
S3	Grade 3	\$200	Headrests			L7	7" Cylinder	\$0	<i>Not available with (6) & (7) arm</i>		
S4	Grade 4	\$240	HE	Height Adjustable	\$60				Connexion® Arm Attachments		
S5	Grade 5	\$280		<i>Black vinyl</i>					A1	Tablet Holder	\$149
S6	Grade 6	\$330	H5	Dual Pivot	\$280				<i>Requires (Z1) Connexion Arm</i>		
S7	Grade 7	\$380		<i>Black faux leather</i>							
S8	Grade 8	\$430	Footrings for stool cylinders only								
S9	Grade 9	\$480	R1	18" Black Plastic	\$60						
			R2	20" Chrome	\$80						

For additional stool options
see page 110.

Right Chair® Mesh



RCT5336

Task/Conference

Features

- Breathable mesh seat & back
- Adjustable lumbar
- 2 headrest options

Standard Features

- No Arms
- 26" Black Base
- Carpet Casters
- 5" Cylinder

Need it Now? 5-day Quick Ship

Only standard features are available as Quick Ship unless otherwise noted.

QUICK SHIP ARMS


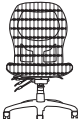
- | | |
|---|------------------|
| 3 | 3" Adjustable |
| 5 | No Arms |
| 9 | 5-way Adjustable |

QUICK SHIP FABRICS

For available Quick Ship fabrics see page 8.

Step 1 — Model Number

Series Code		Back	Seat	Select an Arm		Select a Mech	
RCT	Right Chair	5 Mesh Back	3 Mesh Seat	2 Lateral Sliding	\$140	2 Synchro-tilt	
				3 3" Adjustable	\$75		
				5 No Arms	\$0	6 Multi-tilt	
				9 5-way Adjustable	\$150		
RCT		5	3	3		2	

Synchro	Multi-tilt
	
RCT5352	RCT5356
\$918	\$995

Mesh

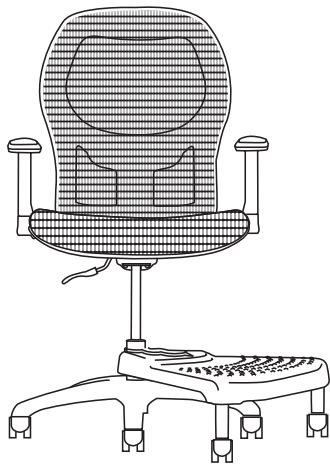
40.5 x 26 x 26	39.5 x 26 x 26	Chair (H x W x D)
41 lbs	41.5 lbs	Chair Weight
20	20	Seat Width
16.5 – 21.5	15.25 – 20.25	Seat Height
16.5 – 19.5	16.5 – 19	Seat Depth (OPTIONAL)
F1° – R5°	F6° – R11°	Seat Angle
19	19	Back Width
24	24	Back Height
100° – 120°	95° – 112°	Back Angle
4	4	Lumbar Range
26	26	Base Diameter
N/A	N/A	COM Yardage
28 x 26 x 24	28 x 26 x 24	Shipping Box (L x W x H)
51 lbs	51.5 lbs	Shipping Weight
KD	KD	Shipping Method

All measurements are nominal and shown in inches.

Step 2 — Add option codes after model number RCT5332 - __ - __

General	Casters/Glides	Bases	Headrests
F Fring® Footrest \$50 <i>Only available on (B0) base</i>	C0 Carpet \$0	B0 26" Black \$0	HE Height Adjustable (Black vinyl) \$60
J Upholstered Arm Pad \$65 <i>Only available on (2) arm</i>	C1 Hard Floor \$25	B6 26" Polished Aluminum \$140	H5 Dual Pivot (Black faux leather) \$280
S Seat Slider \$75	C2 Glides \$25		
		Cylinders	
		L1 3" Cylinder \$0	
		L3 5" Cylinder \$0	
		L13 7" Dual Stage \$55	
		L14 10" Dual Stage \$55	

Right Chair® Mesh
Stool



RCT5331-R10

Task/Conference

Features	Standard Features
<ul style="list-style-type: none">Breathable mesh seat & backAdjustable lumbar2 headrest options	<ul style="list-style-type: none">No Arms26" Black BaseCarpet Casters8" Cylinder

Need it Now? 5-day Quick Ship

Only standard features are available as Quick Ship unless otherwise noted.

QUICK SHIP FABRICS




For available Quick Ship fabrics see page 8.

QUICK SHIP ARMS

3	3" Adjustable
5	No Arms
9	5-way Adjustable

Step 1 — Model Number

Series Code	Back	Seat	Select an Arm	Select a Mech
<div>RCTRight Chair</div>	<div>5Mesh Back</div>	<div>3Mesh Seat</div>	<div><div>2Lateral Sliding</div><div>33" Adjustable</div><div>5No Arms</div><div>95-way Adjustable</div><div>\$140</div><div>\$75</div><div>\$0</div><div>\$150</div></div>	<div><div>1Basic</div><div>8Standard</div><div>9Deluxe-tilt</div></div>
<div>RCT</div>	<div>5</div>	<div>3</div>	<div>3</div>	<div>8</div>

Basic	Standard	Deluxe-tilt
		
RCT5351	RCT5358	RCT5359
\$1,010	\$1,030	\$1,051

Mesh

44.5 x 26 x 26	45 x 26 x 26	45 x 26 x 26	Chair (H x W x D)
34.5 lbs	45.5 lbs	46 lbs	Chair Weight
20	20	20	Seat Width
20.75 – 28.75	21.5 – 29.5	21.5 – 29.5	Seat Height
17.75 – 18.75	16 – 18	15.5 – 17.5	Seat Depth (OPTIONAL)
R4°	R3°	R4°	Seat Angle
19	19	19	Back Width
23	23	23	Back Height
102°	95° – 99°	95° – 99°	Back Angle
4	4	4	Lumbar Range
26	26	26	Base Diameter
N/A	N/A	N/A	COM Yardage
28 x 26 x 24	28 x 26 x 24	28 x 26 x 24	Shipping Box (L x W x H)
44.5 lbs	55.5 lbs	56 lbs	Shipping Weight
KD	KD	KD	Shipping Method

All measurements are nominal and shown in inches.

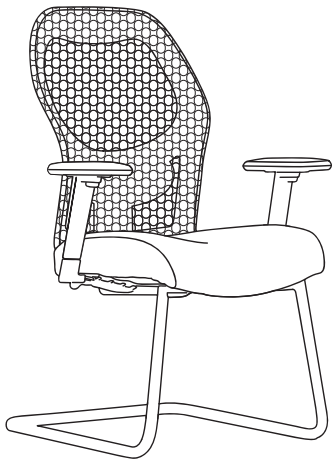
Right Chair® Mesh Stool

Task/Conference

Step 2 — Add option codes after model number RCT5338 - __ - __

General			Chair Cylinders			Headrests			Footrings for stool cylinders only		
J	Upholstered Arm Pad	\$65	L1	3" Cylinder	\$0	HE	Height Adjustable	\$60	R1	18" Black Plastic	\$60
	<i>Only available on (2) arm</i>		L3	5" Cylinder	\$0		<i>Black vinyl</i>		R2	20" Chrome	\$80
Casters/Glides			L13	7" Dual Stage	\$55	H5	Dual Pivot	\$280	NeXtep® for stool cylinders only		
			L14	10" Dual Stage	\$55		<i>Black faux leather</i>		R8	8" w/Casters	\$185
C0	Carpet	\$0	Stool Cylinders						R10	10" w/Casters	\$185
C1	Hard Floor	\$25	L4	8" Cylinder	\$0				R18	8"/10" w/Casters	\$295
C2	Glides	\$25	L5	10" Cylinder	\$0				RW8	Wide 8" w/Casters	\$295
Bases			L7	7" Cylinder	\$0				RW10	Wide 10" w/Casters	\$295
B0	26" Black	\$0							Also available w/glides.		
B6	26" Polished Aluminum	\$140									

For additional stool options see page 110.



RCG4635

Features



- High back & contoured seat design
- Passive weight dispersion design
- Generous foam for optimal comfort

Standard Features

- No Arms
- Black Base

Step 1 — Model Number

Series Code		Back	Seat	Select an Arm		Select a Base	
RCG	Right Chair Guest	4 Mesh Back	6 Medium Seat	3 3" Adjustable <i>Not Width Adjustable</i>	\$75	4 4-leg	
				5 No Arms	\$0	5 Sled	
				6 C Loop	\$75		
				7 Chrome Loop	\$75		
RCG		4	6	3		5	

4 Leg	Sled
	
RCG4654	RCG4655
\$719	\$785
\$749	\$815
\$779	\$845
\$819	\$885
\$859	\$925
\$909	\$975
\$959	\$1,025
\$1,019	\$1,085
\$1,079	\$1,145

Grade 1
Grade 2
Grade 3
Grade 4
Grade 5
Grade 6
Grade 7
Grade 8
Grade 9

40 x 20.5 x 24	39.5 x 20.5 x 24	Chair (H x W x D)
28 lbs	31 lbs	Chair Weight
19.5	19.5	Seat Width
18	17.25	Seat Height
17.5	17.5	Seat Depth
R3°	R4°	Seat Angle
19	19	Back Width
23	23	Back Height
100°	102°	Back Angle
4	4	Lumbar Range
20.5	20.5 x 23	Base Diameter
1 yd	1 yd	COM Yardage
30 x 27 x 39	30 x 27 x 39	Shipping Box (L x W x H)
38 lbs	41 lbs	Shipping Weight
FA	FA	Shipping Method

All measurements are nominal and shown in inches.


Step 2 — Add option codes after model number RCG4635 - __

General

CB	Chrome Base	\$95
-----------	--------------------	-------------

Back Sleeve – Back of sleeve made w/Spacer

S1	Grade 1	\$110
S2	Grade 2	\$160
S3	Grade 3	\$200
S4	Grade 4	\$240
S5	Grade 5	\$280
S6	Grade 6	\$330
S7	Grade 7	\$380
S8	Grade 8	\$430
S9	Grade 9	\$480



U4ia4600

- Features
- Up to 13 active adjustments
 - Height adjustable mesh back
 - Passive weight dispersion design
 - Generous foam for optimal comfort
 - Optional removable back sleeve for an upholstered look & feel
- Standard Features
- No Arms
 - Carpet Casters
 - 26" Black Base
 - Black Mesh Back
 - 5" Cylinder

Need it Now? 5-day Quick Ship

Only standard features are available as Quick Ship unless otherwise noted.

QUICK SHIP FABRICS

For available Quick Ship fabrics see page 8.

QUICK SHIP ARMS

3	3" Adjustable Arms
5	No Arms
9	5-way Adjustable Arms

Step 1 — Model Number

Series Code		Back	Select a Seat		Select an Arm		Mech
U4ia	U4ia	4 Mid Back	6 Medium Seat		0 4" Adjustable	\$125	2 Synchro
			7 Large Seat		1 4" Adjustable w/Pivot	\$150	
					2 Lateral Sliding	\$140	
					3 3" Adjustable	\$75	
					4 Swing	\$295	
					5 No Arms	\$0	
					6 C Loop	\$75	
					7 Chrome Loop	\$75	
					9 5-way Adjustable	\$150	
U4ia		4	6		3		2



U4ia4652



U4ia4752

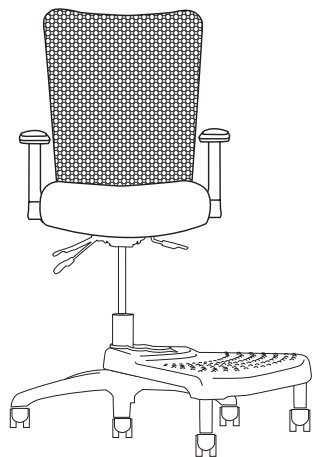
\$791	\$842	Grade 1
\$821	\$872	Grade 2
\$851	\$902	Grade 3
\$891	\$942	Grade 4
\$931	\$982	Grade 5
\$981	\$1,032	Grade 6
\$1,031	\$1,082	Grade 7
\$1,091	\$1,142	Grade 8
\$1,151	\$1,202	Grade 9

38 x 26 x 26	38 x 26 x 26	Chair (H x W x D)
36 lbs	36 lbs	Chair Weight
19.5	22	Seat Width
16.5 – 21.5	16.5 – 21.5	Seat Height
16.5 – 19	16.5 – 19	Seat Depth (OPTIONAL)
F5° – R15°	F5° – R15°	Seat Angle
19	19	Back Width
20.5 – 23.5	20.5 – 23.5	Back Height
100° – 128°	100° – 128°	Back Angle
3	3	Lumbar Range
26	26	Base Diameter
1 yd	1 yd	COM Yardage
36 x 26 x 19	36 x 26 x 19	Shipping Box (L x W x H)
46 lbs	46 lbs	Shipping Weight
KD	KD	Shipping Method

All measurements are nominal and shown in inches.

Step 2 — Add option codes after model number U4ia4632 - __ - __

General			Back Sleeve (back of sleeve made w/Spacer)			Casters/Glides			Cylinders		
F	Fring® Footrest	\$50	S1	Grade 1	\$110	C0	Carpet	\$0	L1	3" Cylinder	\$0
	Only available on (B0) base		S2	Grade 2	\$160	C1	Hard Floor	\$25	L3	5" Cylinder	\$0
J	Upholstered Arm Pad	\$65	S3	Grade 3	\$200	C2	Glides	\$25	L13	7" Dual Stage	\$55
	Only available on (2) arm		S4	Grade 4	\$240				L14	10" Dual Stage	\$55
N	N-dulgent® Memory Foam	\$75	S5	Grade 5	\$280	Bases			Connexion® Arm		
N2	TheraGel™ Memory Foam	\$75	SU	Stitched Ultraleather™	\$295	B0	26" Black	\$0	Z1	Connexion Arm	\$350
S	Seat Slider	\$75	S6	Grade 6	\$330	B6	26" Polished Aluminum	\$140	Not available with (6) & (7) arm		
			S7	Grade 7	\$380				Connexion® Arm Attachments		
			S8	Grade 8	\$430				A1	Tablet Holder	\$149
			S9	Grade 9	\$480				Requires (Z1) Connexion Arm		
			NR	Non-removable	\$0						
			Make a back sleeve non-removable								
Mesh Color											
M0	Black Blurr	\$0									
M1	London (Navy)	\$25									
M2	Cognac (Red)	\$25									
M3	Mocha (Brown)	\$25									
M4	Ivory	\$25									
M5	Silver	\$25									



U4ia4608-R8

Features

- Passive weight dispersion design
- Generous foam for optimal comfort
- Optional removable back sleeve for an upholstered look & feel

Standard Features

- No Arms
- Carpet Casters
- 26" Black Base
- 8" Cylinder
- Black Mesh Back

Need it Now? 5-day Quick Ship

Only standard features are available as Quick Ship unless otherwise noted.




QUICK SHIP ARMS







- 3 3" Adjustable Arms
- 5 No Arms
- 9 5-way Adjustable Arms

QUICK SHIP FABRICS

For available Quick Ship fabrics see page 8.

Step 1 — Model Number

Series Code		Back	Select a Seat		Select an Arm		Select a Mech	
U4ia	U4ia	4 Mid Back	6 Medium Seat		0 4" Adjustable	\$125	1 Basic	
			7 Large Seat		1 4" Adjustable w/Pivot	\$150	8 Standard	
					2 Lateral Sliding	\$140	9 Deluxe-tilt	
					3 3" Adjustable	\$75		
					4 Swing	\$295		
					5 No Arms	\$0		
					6 C Loop	\$75		
					7 Chrome Loop	\$75		
					9 5-way Adjustable	\$150		
U4ia		4	6		3		8	

Basic		Standard		Deluxe-tilt	
					
U4ia4651	U4ia4751	U4ia4658	U4ia4758	U4ia4659	U4ia4759
\$806	\$857	\$826	\$877	\$847	\$898
\$836	\$887	\$856	\$907	\$877	\$928
\$866	\$917	\$886	\$937	\$907	\$958
\$906	\$957	\$926	\$977	\$947	\$998
\$946	\$997	\$966	\$1,017	\$987	\$1,038
\$996	\$1,047	\$1,016	\$1,067	\$1,037	\$1,088
\$1,046	\$1,097	\$1,066	\$1,117	\$1,087	\$1,138
\$1,106	\$1,157	\$1,126	\$1,177	\$1,147	\$1,198
\$1,166	\$1,217	\$1,186	\$1,237	\$1,207	\$1,258


Grade 1
Grade 2
Grade 3
Grade 4
Grade 5
Grade 6
Grade 7
Grade 8
Grade 9

42.5 x 26 x 26	42.5 x 26 x 26	44.5 x 26 x 26	44.5 x 26 x 26	44.5 x 26 x 26	44.5 x 26 x 26	Chair (H x W x D)
32 lbs	32 lbs	40 lbs	40 lbs	40 lbs	40 lbs	Chair Weight
19.5	22	19.5	22	19.5	22	Seat Width
21.5 – 29.5	21.5 – 29.5	22.5 – 30.5	22.5 – 30.5	22.5 – 30.5	22.5 – 30.5	Seat Height
17 – 18	17 – 18	16.5 – 19	16.5 – 19	16.5 – 19	16.5 – 19	Seat Depth (OPTIONAL)
R4°	R4°	R3°	R3°	R4°	R4°	Seat Angle
19	19	19	19	19	19	Back Width
22	22	22	22	22	22	Back Height
97°	97°	95° – 102°	95° – 102°	95° – 102°	95° – 102°	Back Angle
N/A	N/A	N/A	N/A	N/A	N/A	Lumbar Range
26	26	26	26	26	26	Base Diameter
1 yd	1 yd	1 yd	1 yd	1 yd	1 yd	COM Yardage
36 x 26 x 19	36 x 26 x 19	36 x 26 x 19	36 x 26 x 19	36 x 26 x 19	36 x 26 x 19	Shipping Box (L x W x H)
42 lbs	42 lbs	50 lbs	50 lbs	50 lbs	50 lbs	Shipping Weight
KD	KD	KD	KD	KD	KD	Shipping Method

All measurements are nominal and shown in inches.

Step 2 — Add option codes after model number U4ia4638 - __ - __

General			Back Sleeve (back of sleeve made w/Spacer)			Bases			NeXtep® for stool cylinders only		
J	Upholstered Arm Pad	\$65	S1	Grade 1	\$110	B0	26" Black	\$0	R8	8" w/Casters	\$185
	<i>Only available on (2) arm</i>		S2	Grade 2	\$160	B6	26" Polished Aluminum	\$140	R10	10" w/Casters	\$185
N	N-dulgent® Memory Foam	\$75	S3	Grade 3	\$200	Chair Cylinders			R18	8"/10" w/Casters	\$295
N2	TheraGel™ Memory Foam	\$75	S4	Grade 4	\$240				RW8	Wide 8" w/Casters	\$295
Mesh Color			S5	Grade 5	\$280	L1	3" Cylinder	\$0	RW10	Wide 10" w/Casters	\$295
M0	Black Blurr	\$0	SU	Stitched Ultraleather™	\$295	L3	5" Cylinder	\$0	Also available w/glides.		
M1	London (Navy)	\$25	S6	Grade 6	\$330	L13	7" Dual Stage	\$55	Connexion® Arm		
M2	Cognac (Red)	\$25	S7	Grade 7	\$380	L14	10" Dual Stage	\$55	Z1	Connexion Arm	\$350
M3	Mocha (Brown)	\$25	S8	Grade 8	\$430	Stool Cylinders			<i>Not available with (6) & (7) arm</i>		
M4	Ivory	\$25	S9	Grade 9	\$480	L4	8" Cylinder	\$0	Connexion® Arm Attachments		
M5	Silver	\$25	NR	Non-removable	\$0	L5	10" Cylinder	\$0	A1	Tablet Holder	\$149
			Casters/Glides			L7	7" Cylinder	\$0	<i>Requires (Z1) Connexion Arm</i>		
			C0	Carpet	\$0	Footrings for stool cylinders only			For additional stool options see page 110.		
			C1	Hard Floor	\$25	R1	18" Black Plastic	\$60			
			C2	Glides	\$25	R2	20" Chrome	\$80			





U4iaG4665

- Features
- Mesh or upholstered back option
 - Passive weight dispersion design
 - Generous foam for optimal comfort
 - Optional removable back sleeve for an upholstered look & feel
- Standard Features
- No Arms
 - Black Base

Step 1 — Model Number

Series Code		Back	Seat	Select an Arm		Select a Base	
U4iaG	U4ia Guest	4 Mid Back	6 Medium Seat	3 3" Adjustable <i>Not Width Adjustable</i>	\$75	4 4-leg	
				5 No Arms	\$0	5 Sled	
				6 C Loop	\$75		
				7 Chrome Loop	\$75		
U4iaG		4	6	3		5	

4-leg Base	Sled Base
	
U4iaG4654	U4iaG4655
\$729	\$796
\$759	\$826
\$789	\$856
\$829	\$896
\$869	\$936
\$919	\$986
\$969	\$1,036
\$1,029	\$1,096
\$1,089	\$1,156

Grade 1
Grade 2
Grade 3
Grade 4
Grade 5
Grade 6
Grade 7
Grade 8
Grade 9

38.75 x 20.5 x 24	38.25 x 20.5 x 24	Chair (H x W x D)
27.5 lbs	31 lbs	Chair Weight
19.5	19.5	Seat Width
18	17.25	Seat Height
18	18	Seat Depth
R3°	R4°	Seat Angle
19	19	Back Width
21"	21	Back Height
104°	104°	Back Angle
N/A	N/A	Lumbar Range
20.5	20.5 x 23	Base Diameter
1 yd	1 yd	COM Yardage
30 x 27 x 39	30 x 27 x 39	Shipping Box (L x W x H)
37.5 lbs	40.5 lbs	Shipping Weight
FA	FA	Shipping Method

All measurements are nominal and shown in inches.

Step 2 — Add option codes after model number U4iaG4635 - __ - __

General		Mesh Color	Back Sleeve (back of sleeve made w/Spacer)
CB	Chrome Base	\$95	
		M0 Black Blurr	\$0
		M1 London (Navy)	\$25
		M2 Cognac (Red)	\$25
		M3 Mocha (Brown)	\$25
		M4 Ivory	\$25
		M5 Silver	\$25
		S1 Grade 1	\$110
		S2 Grade 2	\$160
		S3 Grade 3	\$200
		S4 Grade 4	\$240
		S5 Grade 5	\$280
		SU Stitched Ultraleather™	\$295
		S6 Grade 6	\$330
		S7 Grade 7	\$380
		S8 Grade 8	\$430
		S9 Grade 9	\$480
		NR Non-removable	\$0
		Make a back sleeve non-removable	













ULU4602

Task/Conference

Features	Standard Features
<ul style="list-style-type: none">• Upholstered or mesh back with adjustable lumbar support• Adjustable lumbar support (easily slide up & down with no levers)• Weight sensing mechanism without tension knob	<ul style="list-style-type: none">• No Arms• Carpet Casters• 26" Black Base• 5" Cylinder• Seat Slider• Black Mesh

Step 1 — Model Number

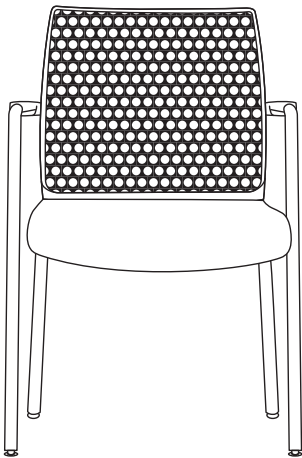
Series Code	Select a Back	Select a Seat	Select an Arm	Select a Mech
ULU Ulius	4 Mesh Back 5 Upholstered Back	6 Medium Seat 7 Large Seat	0 Fixed \$75 3 3D \$75 4 4D \$150 5 No Arms \$0 6 3D Chrome \$175 7 Chrome Loop \$295 8 4D Chrome \$250	2 Synchro  3 Weight Sensitive 
ULU	4	6	3	3

Synchro				Weight Sensitive				
								
ULU4652	ULU4752	ULU5652	ULU5752	ULU4653	ULU4753	ULU5653	ULU5753	
\$785	\$835	\$885	\$935	\$745	\$795	\$845	\$895	Grade 1
\$815	\$865	\$945	\$995	\$775	\$825	\$905	\$955	Grade 2
\$845	\$895	\$1,005	\$1,055	\$805	\$855	\$965	\$1,015	Grade 3
\$885	\$935	\$1,075	\$1,125	\$845	\$895	\$1,035	\$1,085	Grade 4
\$925	\$975	\$1,145	\$1,195	\$885	\$935	\$1,105	\$1,155	Grade 5
\$975	\$1,025	\$1,225	\$1,275	\$935	\$985	\$1,185	\$1,235	Grade 6
\$1,025	\$1,075	\$1,305	\$1,355	\$985	\$1,035	\$1,265	\$1,315	Grade 7
\$1,085	\$1,135	\$1,395	\$1,445	\$1,045	\$1,095	\$1,355	\$1,405	Grade 8
\$1,145	\$1,195	\$1,485	\$1,535	\$1,105	\$1,155	\$1,445	\$1,495	Grade 9
40 x 26 x 26	40 x 26 x 26	40 x 26 x 26	40 x 26 x 26	40 x 26 x 26	40 x 26 x 26	40 x 26 x 26	40 x 26 x 26	Chair (H x W x D)
30	30	30	30	28	28	28	28	Chair Weight
19.5	21	19.5	21	19.5	21	19.5	21	Seat Width
17.25 – 22.25	17.25 – 22.25	17.25 – 22.25	17.25 – 22.25	17 – 22	17 – 22	17 – 22	17 – 22	Seat Height
17.25 – 19.75	17.25 – 19.75	17 – 19.5	17 – 19.5	17.25 – 19.75	17.25 – 19.75	17 – 19.5	17 – 19.5	Seat Depth (OPTIONAL)
R1.5° – R6°	R1.5° – R6°	R1.5° – R6°	R1.5° – R6°	R1° – R5.5°	R1° – R5.5°	R1° – R5.5°	R1° – R5.5°	Seat Angle
22	22	22	22	22	22	22	22	Back Width
22	22	22	22	22	22	22	22	Back Height
98° – 120°	98° – 120°	98° – 120°	98° – 120°	100° – 118°	100° – 118°	100° – 118°	100° – 118°	Back Angle
4.25 – 8.25	4.25 – 8.25	5 – 8	5 – 8	4.25 – 8.25	4.25 – 8.25	5 – 8	5 – 8	Lumbar Range
26	26	26	26	26	26	26	26	Base Diameter
1	1	3	3	1	1	3	3	COM Yardage
26 x 35.5 x 19	26 x 35.5 x 19	26 x 35.5 x 19	26 x 35.5 x 19	26 x 35.5 x 19	26 x 35.5 x 19	26 x 35.5 x 19	26 x 35.5 x 19	Shipping Box (L x W x H)
40	40	40	40	38	38	38	38	Shipping Weight
KD	KD	KD	KD	KD	KD	KD	KD	Shipping Method

All measurements are nominal and shown in inches.

Step 2 — Add option codes after model number ULU5636 - __ - __

Mesh Color		Bases		Cylinders		Headrest		
M1	Navy	\$50	B26 25" Black	\$0	L6 5" Cylinder	\$0	H Headrest	\$95
M3	Beige	\$50	B36 25" Polished Aluminum	\$140	L26 5" Cylinder Chrome	\$55		
M5	Silver	\$50						
Casters/Glides								
C0	Carpet	\$0						
C1	Hard Floor	\$25						





ULG264

Task/Conference

- Features
- Upholstered and mesh back options
- Standard Features
- Black Base

Step 1 — Model Number

Series Code	Select a Back	Select a Seat	Select a Base
<div>ULG</div> <div>Ulius Guest</div>	<div>2 Mesh Back</div> <div>3 Upholstered</div>	<div>6 Medium Seat</div>	<div>4 4-leg</div>
<div>ULG</div>	<div>2</div>	<div>6</div>	<div>4</div>

4-leg Base		
		
ULG264	ULG364	
\$635	\$735	Grade 1
\$665	\$795	Grade 2
\$695	\$855	Grade 3
\$735	\$925	Grade 4
\$775	\$995	Grade 5
\$825	\$1,075	Grade 6
\$875	\$1,155	Grade 7
\$935	\$1,245	Grade 8
\$995	\$1,335	Grade 9
33.25 x 21.5 x 24.5		Chair (H x W x D)
22	22	Chair Weight
19	19	Seat Width
17.5	17.5	Seat Height
19	19	Seat Depth
18	18	Back Width
16	16	Back Height
8.5	8.5	Arm Height
21.5	21.5	Arm Width
1	2	COM Yardage
32		Shipping Box (L x W x H)
32	32	Shipping Weight
FA	FA	Shipping Method

All measurements are nominal and shown in inches.

Step 2 — Add option codes after model number ULG264 - __ - __


General		
CB	Chrome Base	\$95


ACTIVE/GUEST SEATING

Neutral Posture's active/guest seating are ideal for high traffic areas like waiting rooms, cafes or multi-purpose spaces. Whether you're looking for traditional guest chairs or seating for your

collaborative areas, they provide support, comfort and style sure to bring sophistication to any area. Having an impromptu meeting? Why not stay active with the ONGO.

ACTIVE/GUEST SEATING





DCE211

Features

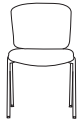
- Stackable, up to 5 high
- Generous amount of foam in seat & back
- Fully upholstered back
- Self-leveling non-marking glides
- Optional arms
- Optional ganging device

Standard Features

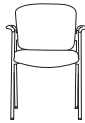
- Black Base
- Glides

Step 1 — Model Number

Series Code	Back	Seat	Select an Arm
DCE Dice	2 Back	1 Seat	1 Arms 5 No Arms
DCE	2	1	1



DCE215



DCE211

\$469	\$500	Grade 1
\$514	\$545	Grade 2
\$559	\$590	Grade 3
\$614	\$645	Grade 4
\$669	\$700	Grade 5
\$734	\$765	Grade 6
\$799	\$830	Grade 7
\$874	\$905	Grade 8
\$949	\$980	Grade 9


33 x 19 x 21.5	33 x 23.5 x 21.5	Chair (H x W x D)
19 lbs	20 lbs	Chair Weight
18	18	Seat Width
18.5	18.5	Seat Height
18	18	Seat Depth
19	19	Back Width
15.5	15.5	Back Height
N/A	21	Arm Width
2 yd	2 yd	COM Yardage
24 x 23 x 35	24 x 23 x 35	Shipping Box (L x W x H)
29 lbs	30 lbs	Shipping Weight
FA	FA	Shipping Method

All measurements are nominal and shown in inches.


Step 2 — Add option codes after model number DCE211 - __ - __

General

C6	Optional Casters	\$30
	<i>Set of 4</i>	
CBL005	Ganging Device	\$30
	<i>2 per set</i>	
CP	Chrome Package	\$40
	<i>Chrome frame</i>	



FAC160
Molded plastic back



FAC260
Upholstered back

Features

Standard Features

- 9 frame colors available in addition to standard black
 - Upholstered and molded plastic back
 - Upholstered back style stacks 5-high
 - Molded plastic back style stacks 6-high
 - Integrated wall saver leg design
 - Optional ganging device
 - Optional Arms
- Black Base
 - Glides

Step 1 — Model Number

Series Code	Select a Back	Seat	Select an Arm
<div>FACFacet</div>	<div>1Molded Plastic Back</div> <div>2Upholstered Back</div>	<div>6Medium Seat</div>	<div>0Arms</div> <div>5No Arms</div>
<div>FAC</div>	<div>1</div>	<div>6</div>	<div>0</div>

Molded Plastic Back		Upholstered Back		
				
FAC165	FAC160	FAC265	FAC260	
\$392	\$414	\$434	\$457	Grade 1
\$437	\$459	\$479	\$502	Grade 2
\$482	\$504	\$524	\$547	Grade 3
\$537	\$559	\$579	\$602	Grade 4
\$592	\$614	\$634	\$657	Grade 5
\$657	\$679	\$699	\$722	Grade 6
\$722	\$744	\$764	\$787	Grade 7
\$797	\$819	\$839	\$862	Grade 8
\$872	\$894	\$914	\$937	Grade 9
33 x 22.5 x 23	33 x 24.5 x 23	33 x 22.5 x 23	33 x 24.5 x 23	Chair (H x W x D)
16.5 lbs	18 lbs	18.5 lbs	20 lbs	Chair Weight
18.5	18.5	18.5	18.5	Seat Width
18.5	18.5	18.5	18.5	Seat Height
18.5	18.5	18.5	18.5	Seat Depth
18.5	18.5	18.5	18.5	Back Width
15	15	15	15	Back Height
N/A	24.5	N/A	24.5	Arm Width
0.75 yd	0.75 yd	1.25 yd	1.25 yd	COM Yardage
29 x 27 x 39	29 x 27 x 39	29 x 27 x 39	29 x 27 x 39	Shipping Box (L x W x H)
26.5 lbs	28 lbs	28.5 lbs	30 lbs	Shipping Weight
FA	FA	FA	FA	Shipping Method

All measurements are nominal and shown in inches.

Active/Guest

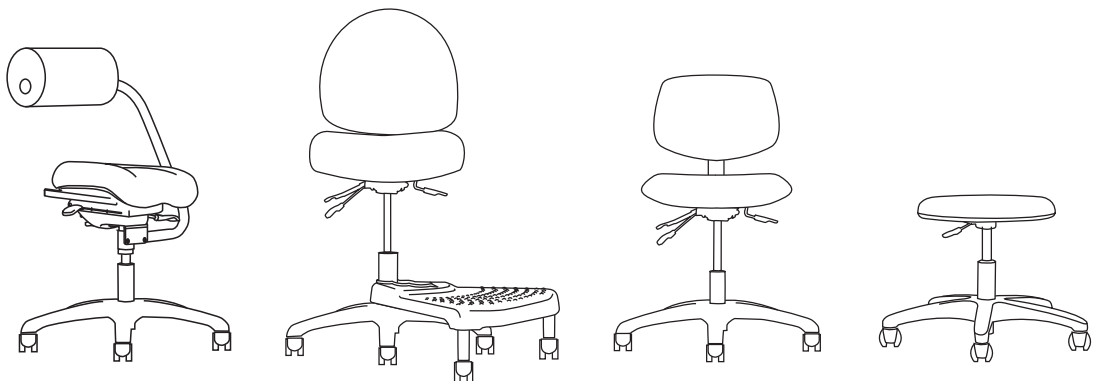
Step 2 — Add option codes after model number FAC160 - __ - __

General		Frame Color	
C6	Optional Casters <i>Set of 4</i>	201	Cream
		202	Designer Beige
CBL005	Ganging Device <i>2 per set</i>	203	Grey
		204	Jet Black
		200	Sky White
		303	Brass
		301	Champagne
		304	Copper
		302	Platinum

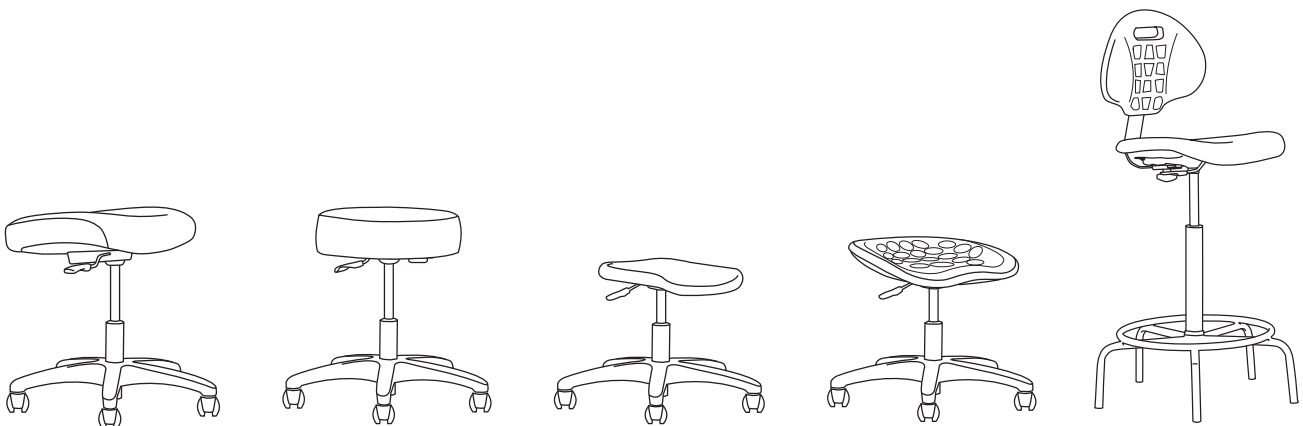
INDUSTRIAL/HEALTHCARE SEATING

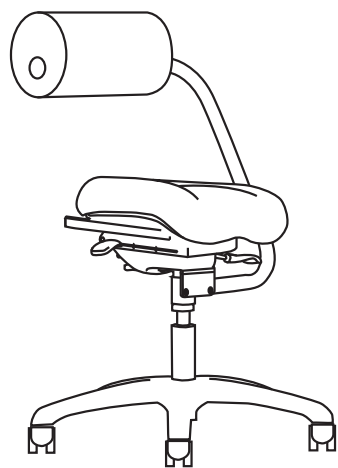
Neutral Posture's industrial seating is designed for mobility and support during the busy work day. The industrial chairs were designed with a different mind-set than most chairs because they serve such different and unique purposes. Industrial seating is designed to support some of the hardest workers out there. From the dental assistant on the Geo stool keeping track of the companies' days to the car mechanic on the Stratus Urethane stool making sure the customers car is in the best shape possible.

Industrial seating plays an imperative role in the back bone of almost every company. With an indefinite number of customization options in industrial seating you can build and design the perfect industrial chair that will support you and work just as hard as you do. From the urethane seats that are stain resistant and can be used in the roughest environments to the upholstered Adapta Stool for more long term use, industrial seating has everything you need to be supported and productive in your work.



INDUSTRIAL/HEALTHCARE SEATING





ABC1633

Industrial/Healthcare






Features

Standard Features

- ESD & Cleanroom options available
 - Adjustable seat height, depth, angle & tension
 - Adjustable AbRest™ height
 - 4-way AbRest™ rotation
 - AbRest™ swivel/pivot
- Black Arm
 - Hard Floor Casters
 - 26" Black Base
 - 5" Cylinder

Step 1 — Model Number

Series Code	Select a Back	Select a Seat	Arm	Mech
ABCAbChair	1Urethane AbRest 2Upholstered AbRest	3Medium Seat 5Urethane Seat 6Medium Seat Moderate Contour	3Black Arm	3Tilt w/Seat Slider
ABC	2	3	3	3

Urethane AbRest			Upholstered AbRest		
					
ABC1333	ABC1533	ABC1633	ABC2333	ABC2533	ABC2633
\$1,112	\$1,142	\$1,224	\$1,112	\$1,142	\$1,224
\$1,142	N/A	\$1,254	\$1,172	\$1,202	\$1,284
\$1,172	N/A	\$1,284	\$1,232	\$1,262	\$1,344
\$1,212	N/A	\$1,324	\$1,302	\$1,332	\$1,414
\$1,252	N/A	\$1,364	\$1,372	\$1,402	\$1,484
\$1,302	N/A	\$1,414	\$1,452	\$1,482	\$1,564
\$1,352	N/A	\$1,464	\$1,532	\$1,562	\$1,644
\$1,412	N/A	\$1,524	\$1,622	\$1,652	\$1,734
\$1,472	N/A	\$1,584	\$1,712	\$1,742	\$1,824
37 x 28 x 28	37 x 28 x 28	37 x 28 x 28	37 x 28 x 28	37 x 28 x 28	37 x 28 x 28
45 lbs	49 lbs	47 lbs	45 lbs	49 lbs	47 lbs
22	19	23	22	19	23
21 – 26	20 – 25	22 – 27	21 – 26	20 – 25	22 – 27
17	16	18	17	16	18
R1° – F16°	R1° – F16°	R1° – F16°	R1° – F16°	R1° – F16°	R1° – F16°
26	26	26	26	26	26
1 yd	N/A	1 yd	2 yd	1 yd	2 yd
36 x 26 x 19	36 x 26 x 19	36 x 26 x 19	36 x 26 x 19	36 x 26 x 19	36 x 26 x 19
55 lbs	59 lbs	57 lbs	55 lbs	59 lbs	57 lbs
FA	FA	FA	FA	FA	FA

Grade 1
Grade 2
Grade 3
Grade 4
Grade 5
Grade 6
Grade 7
Grade 8
Grade 9

Chair (H x W x D)
Chair Weight
Seat Width
Seat Height
Seat Depth
Seat Angle
Base Diameter
COM Yardage
Shipping Box (L x W x H)
Shipping Weight
Shipping Method

All measurements are nominal and shown in inches.
Specs may differ for stools.

Step 2 — Add option codes after model number ABC2333 - __ - __

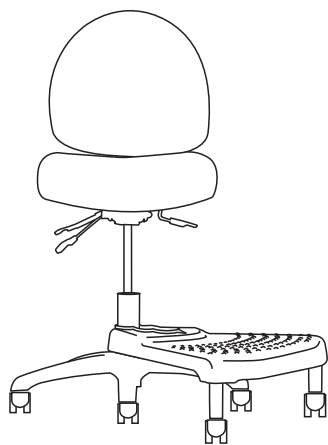
General			Bases		
CR	Cleanroom to Class 100	\$120	B0	26" Black	\$0
	<i>Urethane AbRest only</i>		B9	28" Chrome	\$160
E	ESD*	\$290	B22	22" Black	\$0
Casters/Glides			Chair Cylinder		
C1	Hard Floor	\$0	L3	5" Cylinder	\$0
C2	Glides	\$0	L14	10" Dual Stage	\$55
C3	Occupied Braking	\$185			
C4	Unoccupied Braking	\$60			

Stool Options

Stool Cylinder		
L4	8" Cylinder	\$55
Footrings for stool cylinders only		
R1	18" Black Plastic	\$60
R2	20" Chrome	\$80
NeXtep® for stool cylinders only		
R8	8" w/Casters	\$185
R10	10" w/Casters	\$185
R18	8"/10" w/Casters	\$295
RW8	Wide 8" w/Casters	\$295
RW10	Wide 10" w/Casters	\$295
Also available w/glides.		

For additional stool options
see page 110.

Adapta™ Stool



ADS5658-R8

Industrial/Healthcare

Features







- ESD & Cleanroom options available
- Optional NeXtep® platform with depth adjustments

Standard Features

- No Arms
- Hard Floor Casters
- 26" Black Base
- 8" Cylinder

Step 1 — Model Number

Series Code		Back	Select a Seat		Select an Arm		Select a Mech	
ADS	Adapta	5 Mid Back	6 Medium Seat		0 4" Adjustable	\$125	1 Basic	
			7 Large Seat		1 4" Adjustable w/Pivot	\$150	8 Standard	
					2 Lateral Sliding	\$140		
					3 3" Adjustable	\$75		
					4 Swing	\$295		
					5 No Arms	\$0		
					6 C Loop	\$75		
					7 Chrome Loop	\$75		
					9 5-way Adjustable	\$150	9 Deluxe-tilt	
ADS		5	6		3		8	

Basic		Standard		Deluxe-tilt	
					
ADS5651	ADS5751	ADS5658	ADS5758	ADS5659	ADS5759
\$836	\$887	\$857	\$908	\$877	\$928
\$896	\$947	\$917	\$968	\$937	\$988
\$956	\$1,007	\$977	\$1,028	\$997	\$1,048
\$1,026	\$1,077	\$1,047	\$1,098	\$1,067	\$1,118
\$1,096	\$1,147	\$1,117	\$1,168	\$1,137	\$1,188
\$1,176	\$1,227	\$1,197	\$1,248	\$1,217	\$1,268
\$1,256	\$1,307	\$1,277	\$1,328	\$1,297	\$1,348
\$1,346	\$1,397	\$1,367	\$1,418	\$1,387	\$1,438
\$1,436	\$1,487	\$1,457	\$1,508	\$1,477	\$1,528
42 x 26 x 26	42 x 26 x 26	43 x 26 x 26	43 x 26 x 26	43 x 26 x 26	43 x 26 x 26
32 lbs	32 lbs	40.5 lbs	40.5 lbs	40.5 lbs	40.5 lbs
19.5	22	19.5	22	19.5	22
21.5 – 29.5	21.5 – 29.5	22.5 – 30.5	22.5 – 30.5	22.5 – 30.5	22.5 – 30.5
14.5 – 16	14.5 – 16	15 – 17.5	15 – 17.5	15 – 17.5	15 – 17.5
R4°	R4°	R3°	R3°	R4°	R4°
19.5	19.5	19.5	19.5	19.5	19.5
20.5	20.5	21 – 23.5	21 – 23.5	21 – 23.5	21 – 23.5
100°	100°	97° – 105°	97° – 105°	97° – 105°	97° – 105°
2.75	2.75	2.75	2.75	2.75	2.75
26	26	26	26	26	26
2 yd	2 yd	2 yd	2 yd	2 yd	2 yd
36 x 26 x 19	36 x 26 x 19	36 x 26 x 19	36 x 26 x 19	36 x 26 x 19	36 x 26 x 19
42 lbs	42 lbs	50.5 lbs	50.5 lbs	50.5 lbs	50.5 lbs
KD	KD	KD	KD	KD	KD

All measurements are nominal and shown in inches.

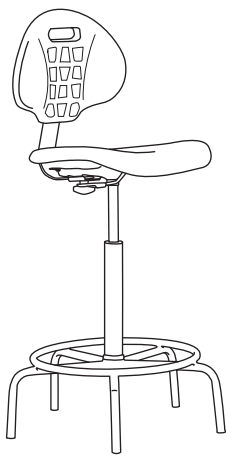
Grade 1	Chair (H x W x D)
Grade 2	Chair Weight
Grade 3	Seat Width
Grade 4	Seat Height
Grade 5	Seat Depth
Grade 6	Seat Angle
Grade 7	Back Width
Grade 8	Back Height
Grade 9	Back Angle
	Lumbar Range
	Base Diameter
	COM Yardage
	Shipping Box (L x W x H)
	Shipping Weight
	Shipping Method

Step 2 — Add option codes after model number ADS5638 - __ - __

General			Casters/Glides			Bases			Stool Cylinders		
CR	Cleanroom to Class 100	\$120	C1	Hard Floor	\$0	B0	26" Black	\$0	L4	8" Cylinder	\$0
E	ESD*	\$290	C2	Glides	\$0	B3	26" Spider Ring w/Glides	\$140	L5	10" Cylinder	\$0
F	Fring® Footrest	\$100	C3	Occupied Braking	\$185		<i>Special shipping required</i>		L7	7" Cylinder	\$0
	<i>Only available on (B0) base</i>		C4	Unoccupied Braking	\$60	B6	26" Polished Aluminum	\$140	Footrings for stool cylinders only		
J	Upholstered Arm Pad	\$65	C5	Single Wheel Industrial	\$60	B9	28" Chrome	\$160	R1	18" Black Plastic	\$60
	<i>Only available on (2) arm</i>			<i>Hard floor</i>		B12	28" Black	\$110	R2	20" Chrome	\$80
						B20	25" Spider Ring w/Glides	\$145			
							<i>Special shipping required</i>		NeXtep® for stool cylinders only		
						Chair Cylinders			R8	8" w/Casters	\$185
						L1	3" Cylinder	\$0	R10	10" w/Casters	\$185
						L3	5" Cylinder	\$0	R18	8"/10" w/Casters	\$295
						L13	7" Dual Stage	\$55	RW8	Wide 8" w/Casters	\$295
						L14	10" Dual Stage	\$55	RW10	Wide 10" w/Casters	\$295

Also available w/glides.

For additional stool options see page 110.



NCUGG1-L5-B20

Industrial/Healthcare


Features

- 3 active adjustments
- Concave low back
- Contoured, waterfall seat
- Textured urethane seat & back
- Wide variety of stool packages
- Urethane is resilient to harsh environments
- Cleanroom option available

Standard Features

- No Arms
- Hard Floor Casters
- 26" Black Base
- 5" Cylinder

Step 1 — Model Number

Series Code	Back	Seat	Mech
NCU Geo	G Geo Urethane Back	G Geo Urethane Seat	1 Basic 
NCU	G	G	1

**NCUGG1**

\$367

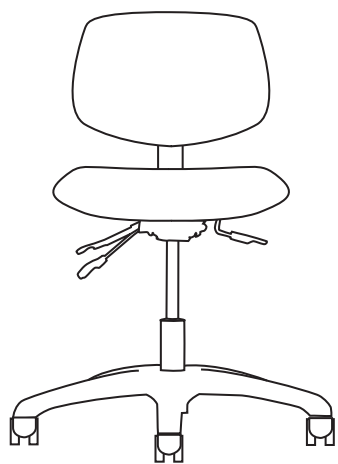
Urethane

38 x 26 x 26	Chair (H x W x D)
22 lbs	Chair Weight
18	Seat Width
15.5 – 20.5	Seat Height
16.5 – 19	Seat Depth
R 9 °	Seat Angle
16.25	Back Width
14.5 – 18	Back Height
95° – 100°	Back Angle
N/A	Lumbar Range
26	Base Diameter
30.25 x 26 x 24	Shipping Box (L x W x H)
32 lbs	Shipping Weight
KD	Shipping Method

All measurements are nominal and shown in inches.
Specs may differ for stools.

Step 2 — Add option codes after model number NCUGG1 - __ - __**Stool Options**

General			Bases			Chair Cylinders			Stool Cylinders		
CR	Cleanroom to Class 100	\$70	B0	26" Black	\$0	L1	3" Cylinder	\$0	L4	8" Cylinder	\$55
F	Fring® Footrest	\$50	B3	26" Spider Ring w/Glides	\$140	L3	5" Cylinder	\$0	L5	10" Cylinder	\$55
	<i>Only available on (B0) base</i>			<i>Special shipping required</i>		L13	7" Dual Stage	\$55	L7	7" Cylinder	\$55
			B6	26" Polished Aluminum	\$140	L14	10" Dual Stage	\$55			
Casters/Glides			B9	28" Chrome	\$160				Footrings for stool cylinders only		
C1	Hard Floor	\$0	B12	28" Black	\$110				R1	18" Black Plastic	\$60
C2	Glides	\$0	B20	25" Spider Ring w/Glides	\$145				R2	20" Chrome	\$80
C3	Occupied Braking	\$185		<i>Special shipping required</i>							
C4	Unoccupied Braking	\$60							NeXtep® for stool cylinders only		
									R8	8" w/Casters	\$185
									R10	10" w/Casters	\$185
									R18	8"/10" w/Casters	\$295
									RW8	Wide 8" w/Casters	\$295
									RW10	Wide 10" w/Casters	\$295
									Also available w/glides.		
									For additional stool options see page 110.		



NCU552

Industrial/Healthcare


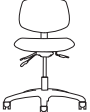
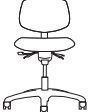
Features

Standard Features

- Passive weight dispersion design
 - Urethane is resilient to harsh environments
 - Cleanroom option available
- No Arms
 - Hard Floor Casters
 - 22" Black Base
 - 5" Cylinder

Step 1 — Model Number

Series Code	Back	Seat	Select a Mech
NCU Graphite	5 Flat Urethane Back	5 Flat Urethane Seat	1 Basic
			2 Standard
			3 Deluxe-tilt
NCU	5	5	2

Basic	Standard	Deluxe-tilt
		
NCU551	NCU552	NCU553
\$479	\$541	\$571

Urethane

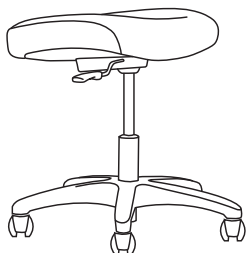
33.5 x 26 x 26	31.5 x 26 x 26	31.5 x 26 x 26	Chair (H x W x D)
41 lbs	41 lbs	41 lbs	Chair Weight
19	19	19	Seat Width
14.25 – 19.25	14 – 19	14 – 19	Seat Height
17.5 – 20	18	18	Seat Depth
R5°	R5°	F7° – R4°	Seat Angle
17	17	17	Back Width
16.25	14.5 – 18.5	14.5 – 18.5	Back Height
103°	90° – 120°	105° – 136°	Back Angle
16 – 20	16 – 20	16 – 20	Lumbar Range
26	26	26	Base Diameter
28 x 26 x 24	28 x 26 x 24	28 x 26 x 24	Shipping Box (L x W x H)
51 lbs	51 lbs	51 lbs	Shipping Weight
KD	KD	KD	Shipping Method

All measurements are nominal and shown in inches.
Specs may differ for stools.

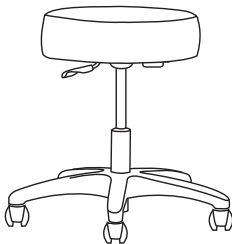
Step 2 — Add option codes after model number NCU552 - __ - __

General			Casters/Glides		Bases		Stool Cylinders	
CR	Cleanroom to Class 100	\$70	C1	Hard Floor	\$0	B0	26" Black	\$0
F	Fring® Footrest	\$50	C2	Glides	\$0	B3	26" Spider Ring w/Glides	\$140
	<i>Only available on (B0) base</i>		C3	Occupied Braking	\$185		<i>Special shipping required</i>	
HD	Heavy Duty	\$100	C4	Unoccupied Braking	\$60	B6	26" Polished Aluminum	\$140
	<i>Only available on (1) Mech</i>					B9	28" Chrome	\$160
Arms						B12	28" Black	\$110
A0	4" Adjustable	\$140				B20	25" Spider Ring w/Glides	\$145
A2	T Arms	\$90					<i>Special shipping required</i>	
A3	3" Adjustable	\$90				Chair Cylinders		
A6	4" Adjustable Extended Height	\$190				L1	3" Cylinder	\$0
						L3	5" Cylinder	\$0
						L13	7" Dual Stage	\$55
						L14	10" Dual Stage	\$55
						Stool Options		
						Footrings for stool cylinders only		
						L4	8" Cylinder	\$55
						L5	10" Cylinder	\$55
						L7	7" Cylinder	\$55
						R1	18" Black Plastic	\$60
						R2	20" Chrome	\$80
						NeXtep® for stool cylinders only		
						R8	8" w/Casters	\$185
						R10	10" w/Casters	\$185
						R18	8"/10" w/Casters	\$295
						RW8	Wide 8" w/Casters	\$295
						RW10	Wide 10" w/Casters	\$295
						Also available w/glides.		
						For additional stool options see page 110.		

Stratus™ Upholstered



NBF064



NBF074

Features

- ESD & Cleanroom options available
- Passive weight dispersion design
- Generous foam for optimal comfort

Standard Features





- Hard Floor Casters
- 22" Black Base
- 5" Cylinder

Industrial/Healthcare

Step 1 — Model Number

Series Code	Back	Select a Seat	Select a Mech
NBF Stratus Upholstered	0 Backless	6 Medium Seat 7 Round Seat	4 Basic 5 Ring 6 Tilt
NBF	0	6	6

Basic	Ring	Tilt
-------	------	------

			
NBF064	NBF074	NBF075	NBF066
\$316	\$265	\$296	\$418
\$346	\$295	\$326	\$448
\$376	\$325	\$356	\$478
\$416	\$365	\$396	\$518
\$456	\$405	\$436	\$558
\$506	\$455	\$486	\$608
\$556	\$505	\$536	\$658
\$616	\$565	\$596	\$718
\$676	\$625	\$656	\$778

17 x 22 x 22	16 x 22 x 22	16 x 22 x 22	19 x 22 x 22
16.5 lbs	14 lbs	14 lbs	23.5 lbs
19.5	16	16	19.5
14.5 – 19.5	16 – 21	16 – 21	15.75 – 20.75
18.5	16	16	18.5
F4.4°	N/A	N/A	F4.7° – R21.3°
22	22	22	22
1 yd	1 yd	1 yd	1 yd
28 x 26 x 24	25 x 25 x 11	25 x 25 x 11	28 x 26 x 24
26.5 lbs	24 lbs	24 lbs	33.5 lbs
KD	KD	KD	KD

Grade 1
Grade 2
Grade 3
Grade 4
Grade 5
Grade 6
Grade 7
Grade 8
Grade 9

Chair (H x W x D)
Chair Weight
Seat Width
Seat Height
Seat Depth
Seat Angle
Base Diameter
COM Yardage
Shipping Box (L x W x H)
Shipping Weight
Shipping Method

All measurements are nominal and shown in inches.
Specs may differ for stools.

Stratus™ Upholstered

Industrial/Healthcare

Step 2 — Add option codes after model number NBF066 - __ - __

General			Bases		
CR	Cleanroom to Class 100	\$120	B0	26" Black	\$0
E	ESD*	\$290	B3	26" Spider Ring w/Glides	\$140
F	Fring® Footrest	\$50		<i>Special shipping required</i>	
	<i>Only available on (B0) base</i>		B6	26" Polished Aluminum	\$140
Casters/Glides			B9	28" Chrome	\$160
C1	Hard Floor	\$0	B12	28" Black	\$110
C2	Glides	\$0	B20	25" Spider Ring w/Glides	\$145
C3	Occupied Braking	\$185		<i>Special shipping required</i>	
C4	Unoccupied Braking	\$60	B22	22" Black	\$0
C5	Single Wheel Industrial	\$60	Chair Cylinders		
	<i>Hard floor</i>		L1	3" Cylinder	\$0
			L3	5" Cylinder	\$0
			L13	7" Dual Stage	\$55
			L14	10" Dual Stage	\$55

Connexion® Arm	
Z1	Connexion Arm
	<i>Only available on (7) seat</i>
	\$350
Connexion® Arm Attachments	
A1	Tablet Holder
	<i>Requires (Z1) Connexion Arm</i>
	\$149

Stool Options

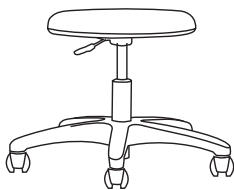
Stool Cylinders	
L4	8" Cylinder
L5	10" Cylinder
L7	7" Cylinder
	\$55
	\$55
	\$55

Footrings for stool cylinders only	
R1	18" Black Plastic
R2	20" Chrome
	\$60
	\$80

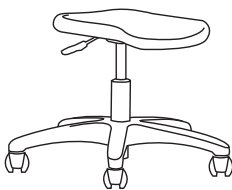
NeXtep® for stool cylinders only	
R8	8" w/Casters
R10	10" w/Casters
R18	8"/10" w/Casters
RW8	Wide 8" w/Casters
RW10	Wide 10" w/Casters
	\$185
	\$185
	\$295
	\$295
	\$295

Also available w/glides.

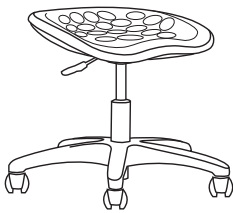
For additional stool options
see page 110.



NBU044



NBU054



NBU084

Features







Standard Features

- Passive weight dispersion design
 - Urethane is resilient to harsh environments
 - Cleanroom option available
- 5" Cylinder
 - 22" Black Base
 - Hard Floor Casters

Industrial/Healthcare

Step 1 — Model Number

Series Code	Back	Select a Seat	Select a Mech
<div>NBU</div> <div>Stratus Urethane</div>	<div>0</div> <div>Backless</div>	<div>4</div> <div>Round Seat</div> <div>5</div> <div>Flat Seat</div> <div>8</div> <div>Tractor Seat</div>	<div>4</div> <div>Basic</div> <div>5</div> <div>Ring</div> <div>6</div> <div>Tilt</div>
<div>NBU</div>	<div>0</div>	<div>4</div>	<div>6</div>

Basic			Ring	Tilt	
					
NBU044	NBU054	NBU084	NBU045	NBU056	NBU086
\$204	\$326	\$357	\$235	\$428	\$459
13.5 x 22 x 22	14.5 x 22 x 22	13.5 x 22 x 22	13.5 x 22 x 22	15 x 22 x 22	13.25 x 22 x 22
17 lbs	28 lbs	22 lbs	17 lbs	28 lbs	22 lbs
14	19	19	14	19	19
13.5 – 18.5	14.5 – 19.5	13.5 – 18.5	13.5 – 18.5	15 – 20	13.25 – 18.25
14	18	13.5	14	18	13.5
R0°	R7°	R2.5°	R0°	F2° – R14°	F2.5° – R10°
22	22	22	22	22	22
N/A	N/A	N/A	N/A	N/A	N/A
25 x 25 x 11	25 x 25 x 11	25 x 25 x 11	25 x 25 x 11	25 x 25 x 11	25 x 25 x 11
27 lbs	38 lbs	32 lbs	27 lbs	38 lbs	32 lbs
KD	KD	KD	KD	KD	KD

Urethane

Chair (H x W x D)
Chair Weight
Seat Width
Seat Height
Seat Depth
Seat Angle
Base Diameter
COM Yardage
Shipping Box (L x W x H)
Shipping Weight
Shipping Method

All measurements are nominal and shown in inches.
Specs may differ for stools.

Step 2 — Add option codes after model number NBU046 - __ - __

Stool Options

General			Casters/Glides			Bases			Stool Cylinders		
CR	Cleanroom to Class 100	\$70	C1	Hard Floor	\$0	B0	26" Black	\$0	L4	8" Cylinder	\$55
F	Fring® Footrest	\$50	C2	Glides	\$0	B3	26" Spider Ring w/Glides	\$140	L5	10" Cylinder	\$55
	<i>Only available on (B0) base</i>		C3	Occupied Braking	\$185		<i>Special shipping required</i>		L7	7" Cylinder	\$55
			C4	Unoccupied Braking	\$60	B6	26" Polished Aluminum	\$140	Footrings for stool cylinders only		
			C5	Single Wheel Industrial	\$60	B9	28" Chrome	\$160	R1	18" Black Plastic	\$60
				<i>Hard floor</i>		B12	28" Black	\$110	R2	20" Chrome	\$80
						B20	25" Spider Ring w/Glides	\$145	NeXtep® for stool cylinders only		
							<i>Special shipping required</i>		R8	8" w/Casters	\$185
						B22	22" Black	\$0	R10	10" w/Casters	\$185
						Chair Cylinders			R18	8"/10" w/Casters	\$295
						L1	3" Cylinder	\$0	RW8	Wide 8" w/Casters	\$295
						L3	5" Cylinder	\$0	RW10	Wide 10" w/Casters	\$295
						L13	7" Dual Stage	\$55	Also available w/glides.		
						L14	10" Dual Stage	\$55	For additional stool options see page 110.		

NEXTEP®

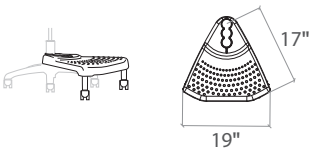
- Adjustable depth (13", 15" & 17") from cylinder
Not available on Wide NeXtep
- Wide platform for comfortable & ergonomic positioning of the feet & leg support
- Strong, stable step for entering & exiting the stool
- Supports up to 400 lbs

Only available on Neutral Posture stools

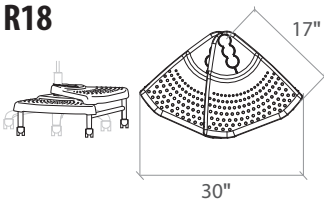
		w/Glides		w/Locking Casters
8"	R7	\$135	R8	\$185
10"	R9	\$135	R10	\$185
12"	R11	\$135	R12	\$185
8"/10" Combo	R17	\$235	R18	\$295
10"/12" Combo	R21	\$235	R22	\$295
Wide 8"	RW7	\$235	RW8	\$295
Wide 10"	RW9	\$235	RW10	\$295

The NeXtep should only be used on stools that meet the current BIFMA tip test standards.

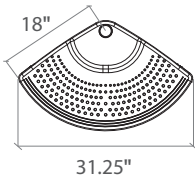
R8



R18



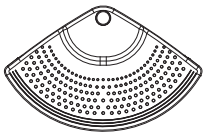

RW10



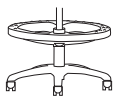
N-POSITION™

- Wide platform for comfortable & ergonomic positioning of the feet & leg support
- Top surface provides extra surface area (10" above ground) to support legs while sitting
- Supports up to 400 lbs

F8 (8" Platform)	\$395
F10 (10" Platform)	\$395



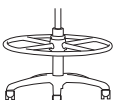
FOOTRINGS



18" BLACK PLASTIC

- Flat surface
- Height adjustable

R1 \$60



20" CHROME

- Height adjustable
- Twist/spin tightening

R2 \$80



FRING® W/BASE

- Aids shorter workers with a slightly higher "floor"
- Raised massage bumps provide a gentle rub to shoeless feet

FRF \$175

FOOTRESTS



ADJUSTABLE

- Easy adjustment, folding support legs provide platform
- Tilt angles of 6°, 12°, 16° & 25°
- Provides support for the 5th percentile female
- Footrest surface covered by anti-fatigue rubber mat

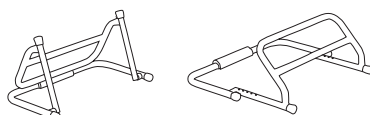
FR16 \$175

STANDING DESK

- Dual-depth, dual-height footrails
- Multiple depth settings
- Chromed steel

FP12 \$385

FP12

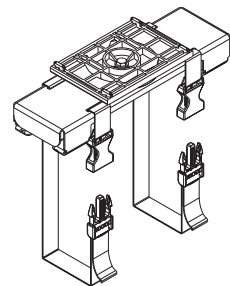
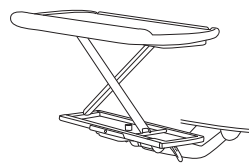
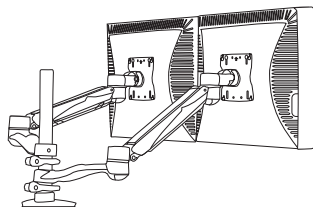
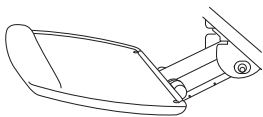


WORKPLACE ACCESSORIES

At Neutral Posture we are about more than just chairs. The office is all about being a place where you can be productive and get your task done with excellence and speed. In order to be the most productive you can be you need accessories to help. Nothing is worse than not having the right tool when you are trying to

complete a task. People of all industries work hard and our accessories collection is here to make life just a little bit easier. From our popular Connexion Arm®, that makes your tablet mobile and adjustable, to our monitor arms, our accessories are ground-breaking and will elevate your productivity to the next level with ease.

WORKPLACE ACCESSORIES



KEYBOARD ARMS



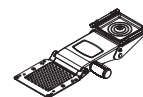
Leverless



Sit/Stand



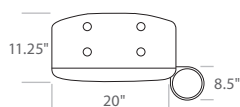
Econo



Dual Indicator
HFES compliant

Code	A	C	E	U
Leverless Height	✓	✓	N/A	N/A
Height	-6" – 2.5"	-6" – 8"	-5.25" – 0"	-6.5" – 2.38"
Tilt	-15° – 0°	-15° – 0°	-15° – 15°	-20° – 10°
Spring Assist	✓	✓	✓	✓
360° Rear Swivel	✓	✓	✓	✓
Track Length	23"	21"	18"	19"
(OPTIONAL) Short Track	18"	18"	N/A	N/A
Glide Track	✓	✓	✓	✓
Quick Ship	QS	QS	QS	
List	\$210	\$230	\$160	\$245

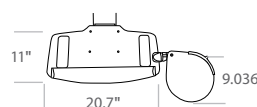
KEYBOARD TRAYS



11

- Straights, corners & natural keyboards
- Anti-skid neoprene pads hold keyboard securely in place

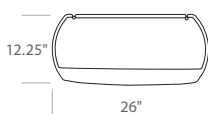
List \$155



52

- Straight
- 20" "green" tray
- Height adjustable tilt & swivel mouse
- Gel filled palm rest

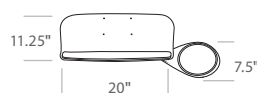
List \$325



43 — SOFTOUCH™

- Straight
- Urethane over steel plate
- Includes mouse surface

List \$230




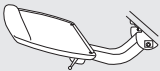

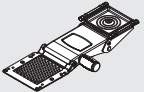
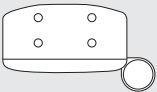
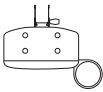
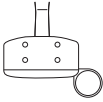
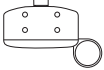
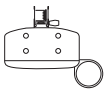


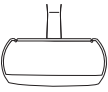


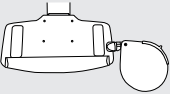
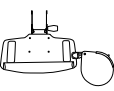
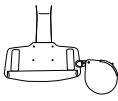
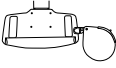
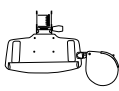
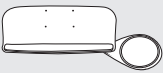
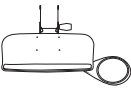
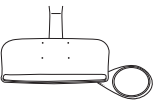
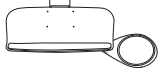
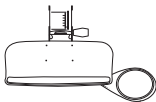
86 — ELEMENTAL®

- Straights, corners and natural keyboards
- Made from 100% recycled aluminum
- Polished surface

List \$295



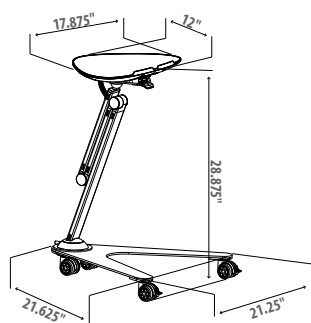
EASY COMBOS

		Keyboard Tray			
					
		Leverless (A)	Sit/Stand (C)	Econo (E)	Dual Indicator (U)
Keyboard Arm	 11	 Easy A11 \$365	 Easy C11 \$385	 Easy E11 \$315	 Easy U11 \$400
	 43 – SofTouch™	 Easy A43 \$440	 Easy C43 \$460	 Easy E43 \$390	 Easy U43 \$475
	 52	 Easy A52 \$535	 Easy C52 \$555	 Easy E52 \$485	 Easy U52 \$570
	 86 – elementAI®	 Easy A86 \$505	 Easy C86 \$525	 Easy E86 \$455	 Easy U86 \$540

Easy Combo Options

General

S Short Track – 18" \$0
Only available on (A) or (C) arm



MONITOR ARMS

ROVI™

- Alleviate pain and facilitate healthy posture while providing hands free support for print or electronic media
- Universal Design
- White Board
- Optional LED Light
- Integrated Charging Cable for Apple & Android Devices
- Extra USB Port
- Easy to Clean with Commercial & Hospital Grade Solutions
- Seated to Standing/Adjust to the Perfect Position
- Solutions ideal for laptop, tablets, phones and traditional media
- Integrate digital tools into learning and collaborative environments
- Convert a workspace easily between one employee today and another tomorrow in the same office
- Sleekly augment any office space and every workspace, ensuring that everyone in that space can utilize their mobile device in an ergonomically supportive way

Mobile Stand **List**
ROV-55-TS-RS \$950

Desktop **List**
ROV-55-DM \$700

Head Only **List**
ROV-55-MM \$450

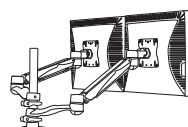
ROVI ACCESSORIES

Extra Magnetic Tablet Pad **List**
ROV-TAB-PAD \$35

Extra Magnetic Phone Pad **List**
ROV-PH-PAD \$47

iPhone 6/7 Magnetic Case **List**
ROV-IPH-CASE \$47

USB LED Light **List**
ROV-LGHT \$47



MONITOR ARMS

BOOST™ MONITOR ARM

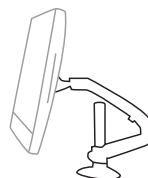
- Yields 13" of vertical movement & 24" of extension
- Supports monitors weighing up to 20 lbs
- Effortlessly position two monitors at the same height on a single post
- Easily attach two arms on a single post without additional brackets
- Install three or more arms with an optional cross bar
- Convenient keyhole slots to effortlessly install monitor onto mounting plate
- Panel, slat wall & desk mounting options

NOTE: For multi-screen solutions, contact customerservice@neutralposture.com

Single Arm	Description	List
KCG-110B	Black	\$455
KCG-110S	Silver	\$455

Double Arm		List
KCG-110DB	Black	\$899
KCG-110DS	Silver	\$899

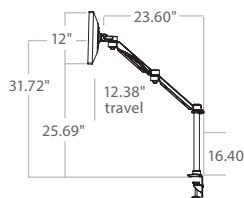
Wall Mount		List
KCG-WMB	Black	\$525
KCG-WMS	Silver	\$525



FREEDOM ARM

- Includes vesa plate aluminum articulating arm & desk clamp base
- Tilt: Up 90°, Down 45°
- Pan: 180°
- Rotation: 360°
- Offers 14" of dynamic one-touch height adjustment
- Full extension range of 23.4"

Model #	Description	List
918001	Silver	\$495

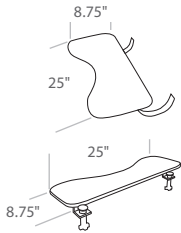


SIT/STAND MONITOR ARM

- Sturdy aluminum construction with vesa compatibility
- Width & depth adjustable fasteners
- Convenient pull handle

Model #	Description	List
KCG-SSB	Black	\$575
KCG-SSS	Silver	\$575

ACCESSORIES



FOREARM SUPPORTS

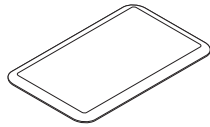
- Alleviates shoulder, neck & body burden
- Promotes good posture & ergonomic sitting
- Lightweight & portable



Model 1

Model 2

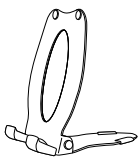
160241 \$240	160243 \$240	w/Hooks
160242 \$240	160244 \$240	w/Screws



ANTI-FATIGUE FLOOR MATS

- Premium comfort will not bottom out or lose bounce over time
- Commercial-grade heavy-duty polyurethane
- Matte texture provides optimum traction
- Beveled edge reduces tripping potential
- Available in black

H	W	D	MODEL #	LIST
¾"	32"	20"	EAM3220B	\$285
¾"	48"	20"	EAM4820B	\$435
¾"	72"	20"	EAM7220B	\$648
¾"	36"	24"	EAM3624B	\$360
¾"	60"	36"	EAM6036B	\$828



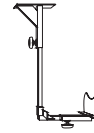
TABLET HOLDER

- Light weight & portable
- Dimensions: 6.76 x 5.5 x 2
- Holds tablets, phones or documents upright
- Easily adjusts for comfortable viewing angle
- Rests on desktop or flat surfaces

Model #	Description	List
TABHLDR	Black	\$137

CPU HOLDERS

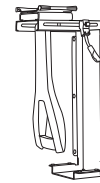
CPU HOLDER



- Mounts easily under worksurface storing CPU safely under desk & off the floor
- Adjusts to either a vertical or horizontal position
- Adjustable width of 5.5" – 9.8" & height of 15.5" – 20"

Model #
VCPUF

List
\$175



CPU HOLDER

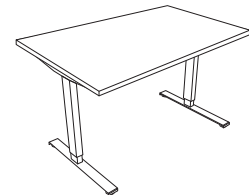
- CPU retracts on a 17" track & swivels to allow full accessibility & easy storage
- Accommodates CPU weighing up to 75 lbs & measuring 64" in perimeter
- Installation is quick & easy
- Soft touch anti-slip pads prevent CPU from slipping

Model #
VCPU

List
\$195

ADJUSTABLE HEIGHT TABLES

For adjustable height tables see Equity^{NP} Price List



Workplace Accessories



STANDUP®

- Retrofits between most existing keyboard trays & keyboard arms
- Mounts directly to worksurface without keyboard arm
- Additional 2" – 11" of height adjustment
- Infinite range positioning
- \$50 discount when ordered with any Easy Combo (page 115)

MODEL #	LIST
SUP04	\$420

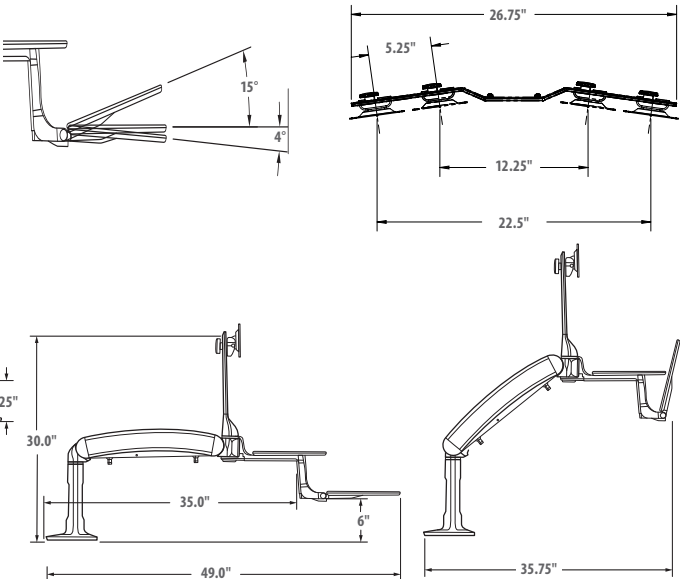


STANDUP® A1

- The integral dual tray system offers a spacious keyboard & mouse platform as well as a secondary surface for other items
- Extends forward to allow the keyboard tray to rest below the desk surface supporting proper ergonomic positioning
- Over 22" of assisted positioning
- Accommodates users ranging from 5th percentile seated female to 95th percentile standing male
- Supports monitors weighing between 5–20 lbs
- Supports technology ranging from 5–25 lbs
- Grommet or clamp mount

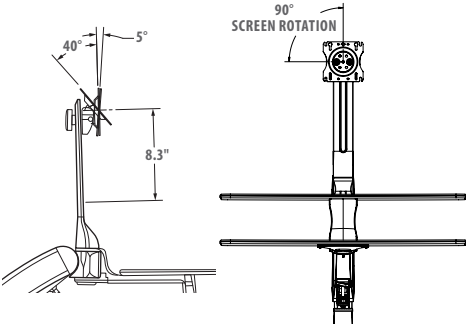
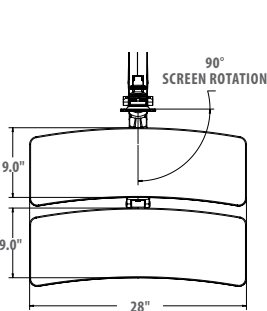
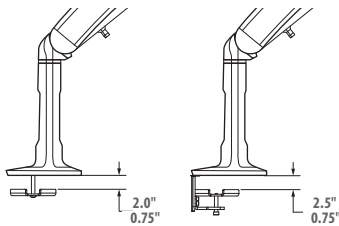
1 MONITOR	MECH	LIST
SUPA1B	Black	\$997
SUPA1S	Silver	\$997

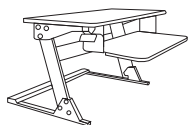
2 MONITORS	MECH	LIST
SUPA2B	Black	\$1,187
SUPA2S	Silver	\$1,187



GROMMET MOUNT

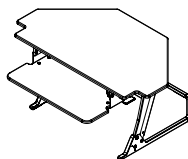
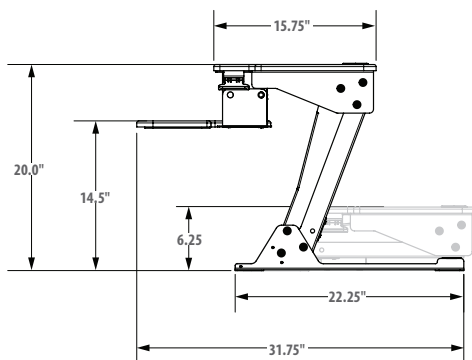
CLAMP MOUNT





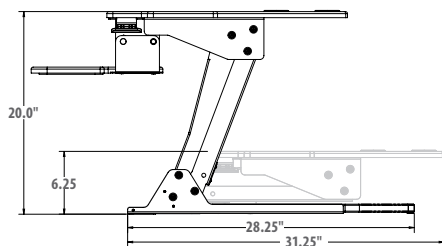
STANDUP® X1

- Easily convert any desk into a sit/stand workstation
- 13.8" of height range accommodates a variety of users
- Keyboard tray has 20° (-10° to 10°) of tilt
- Weighs only 40 lbs
- Primary worksurface accommodates two 24" monitors
- No assembly required



STANDUP® X1 — CORNER

- Easily convert any desk into a sit/stand workstation
- Designed to fit 90° corner desk configurations
- 13.8" of height range accommodates a variety of users
- Keyboard tray has 20° (-10° to 10°) of tilt
- Weighs only 42 1/2 lbs
- Primary worksurface accommodates two 24" monitors
- No assembly required



36" Wide — Supports up to 35 lbs

MODEL #	MECH	WORKSURFACE	LIST/L1	L2	L3
SUPX136B	Black	N/A	\$ 567	N/A	N/A
SUPX136BL	Black	Laminate	\$ 897	\$ 987	\$ 1,076
SUPX136W	White	N/A	\$ 567	N/A	N/A
SUPX136WL	White	Laminate	\$ 897	\$ 987	\$ 1,076

40" Wide — Supports up to 35 lbs

MODEL #	MECH	WORKSURFACE	LIST/L1	L2	L3
SUPX140BL	Black	Laminate	\$ 955	\$ 1,051	\$ 1,146
SUPX140WL	White	Laminate	\$ 975	\$ 1,073	\$ 1,170

42" Wide — Supports up to 45 lbs

MODEL #	MECH	WORKSURFACE	LIST/L1	L2	L3
SUPX142B	Black	N/A	\$ 975	N/A	N/A
SUPX142BL	Black	Laminate	\$ 995	\$ 1,095	\$ 1,194

48" Wide — Supports up to 45 lbs

MODEL #	MECH	WORKSURFACE	LIST/L1	L2	L3
SUPX148BL	Black	Laminate	\$ 1,175	\$ 1,293	\$ 1,410

36" Wide — Supports up to 35 lbs

MODEL #	MECH	WORKSURFACE	LIST/L1	L2	L3
SUPX1CR36BL	Black	Laminate	\$ 1,365	\$ 1,502	\$ 1,638

42" Wide — Supports up to 35 lbs

MODEL #	MECH	WORKSURFACE	LIST/L1	L2	L3
SUPX1CR42B	Black	N/A	\$ 995	N/A	N/A
SUPX1CR42BL	Black	Laminate	\$ 1,395	\$ 1,535	\$ 1,674

LAMINATES FOR STANDUP X1

L1

Ebony Starlight – Surf(x)
Matte White – Surf(x)

3D-100
3D-200

L2

American Natural – Surf(x)
Baroque – 3D
Hayward Cherry – Surf(x)
Shaker Cherry – Surf(x)

3D-300
3D-600
3D-400
3D-500


L3

All other laminates from Omnova are available at L3 pricing with a minimum order of 10 StandUp X1s.


<https://www.omnova.com/product-types/laminates>

FABRICS


Grade 1




Spacer
Mayer Fabrics
1,000,000+ double rubs



Cross Check
Mayer Fabrics
258,000 double rubs



Forte
Mayer Fabrics
183,000 double rubs



Quattro
Mayer Fabrics
237,000 double rubs


Grade 2



Ace
C.F. Stinson
1,000,000+ double rubs
Not available on NV (3) back




Fedora
Mayer Fabrics
100,000 double rubs




Foundation 10
Mayer Fabrics
1,000,000 double rubs



Fuse
Momentum Textiles
100,000 double rubs




M Plus
Teknit®
200,000 double rubs
*Not available on Embrace,
Embrace Guest & NV*




Top Shelf
Guilford of Maine
250,000 double rubs
*Not available on Embrace,
Embrace Guest & NV*


Grade 3




Cloud 9™
335,000 double rubs
*Not available on Embrace,
Embrace Guest & NV*



Knack
Momentum Textiles
100,000 double rubs




Lineup
Momentum Textiles
100,000 double rubs



Moonscape
Mayer Fabrics
378,000 double rubs




Reverb
Mayer Fabrics
100,000+ double rubs



Revive™
Teknit®
125,000 double rubs
*Not available on Embrace,
Embrace Guest & NV*

CAL 133

Grade 3




Foundation 10
Mayer Fabrics
1,000,000 double rubs

Grade 4



Avant
C.F. Stinson
1,500,000 double rubs


Grade 5



Messenger
Maharam
100,000 double rubs

ESD

Grade 5




Nylon-Stat
Mayer Fabrics
138,000 double rubs



Vinyl Stat - ESD
Mayer Fabrics
100,000 double rubs

CRYPTON

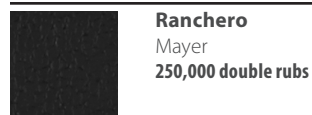
Grade 5



Finale
Mayer Fabrics
250,000 double rubs

LEATHERS/FAUX LEATHERS

Grade 1



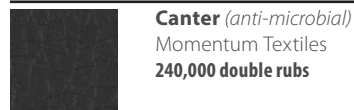
Grade 2



Grade 3



Grade 4



Grade 5



Grade 9



QUICK SHIP FABRICS

Grade 1

Ranchero	Black	230609
Spacer	Pewter	200651
Spacer	Ink	200649
Spacer	Black	200648
Spacer	Wine	200650

Grade 2

Ace	Toast	200714
Ace	Peony	200710
Ace	Char	200703
Ace	Midnight	200709
Ace	Jet	200707

Grade 3

Cloud 9	Red Dawn
Cloud 9	Midnight Sky
Cloud 9	New Haze
Cloud 9	Fog
Cloud 9	Thunder
Revive	Ebony
Revive	Goose
Revive	Ink
Revive	Metal

Graded In Fabrics

GRADED-IN AND COM UPHOLSTERY

Neutral Posture's furniture is manufactured to the highest standards. The unique nature of upholstery and the other materials that are used in production means that no two pieces will be exactly alike. Fabrics will upholster differently based on composition and construction. Neutral Posture makes every effort to ensure that each item is produced to our exacting standards, but cannot be held responsible for slight variations in upholstery, color and general appearance.

Our artisans are skilled in creating consistent finishes across all products and materials. However, the individual nature of the materials used in the construction of our furniture means that no two pieces of furniture are exactly alike. Similarly, the images in our publications are as accurate as your monitor is calibrated, but customers are reminded that colors and finishes may vary according to the unique nature of each item of furniture.

Neutral Posture will not be responsible for variances in the sit and performance of a chair due to the fact that certain fabrics such as knits will perform differently than milled fabrics. Generally, knitted fabrics will create a softer sit and milled fabrics will provide a firmer sit.

For specific color matching requirements please contact Customer Service.

The Neutral Posture Upholstery Department is pleased to offer a Graded-in program and also accepts C.O.M. for most products. For certain items or in cases of unusual or difficult fabric patterns additional material may be required. Any unusual or special cutting requirements must be requested in writing and a full-width fabric repeat sent to Customer Service in order for a quotation to be provided. The customer is responsible for shipping C.O.M. to our Upholstery Department.

ARC COM		
Manufacturer	Pattern	Grade
Arc Com	Allegra	5
Arc Com	Alpha	5
Arc Com	Analog	7
Arc Com	Apex	6
Arc Com	Arashi	7
Arc Com	Astral	6
Arc Com	Atomic	6
Arc Com	Aurora	5
Arc Com	Axis	6
Arc Com	Bali	7
Arc Com	Bauble	7
Arc Com	Beat Box	6
Arc Com	Block Party	7
Arc Com	Block Petal	6
Arc Com	Blossom	6
Arc Com	Boardwalk	5
Arc Com	Bounce	7
Arc Com	Bourbon Street	6
Arc Com	Brayer Flower	7
Arc Com	Bronco	5
Arc Com	Bubbly	6
Arc Com	Campus Stripe	6
Arc Com	Candy Land	6
Arc Com	Carnival	5
Arc Com	Casablanca	6
Arc Com	Cascade	6
Arc Com	Cassio	5
Arc Com	Cantring Stripe	6
Arc Com	Channel	5
Arc Com	Chit-Chat	5
Arc Com	Chroma	5
Arc Com	Cirque	6
Arc Com	Clarion	6
Arc Com	Coastline	5
Arc Com	Column	5
Arc Com	Compass	6
Arc Com	Constantine	7
Arc Com	Contour	5
Arc Com	Cosmos	5
Arc Com	Crossroads	6
Arc Com	Crystal	5
Arc Com	Dakota	5
Arc Com	Dakota 2	5
Arc Com	Daytona	6
Arc Com	Dazzle	7
Arc Com	Delphi	5
Arc Com	Delta	5
Arc Com	Durango	4
Arc Com	Dynasty	6
Arc Com	Echo	6
Arc Com	Eclipse	6
Arc Com	Elementary	7
Arc Com	Elevado	6
Arc Com	empress	5
Arc Com	etc	6
Arc Com	Etch	5
Arc Com	Facet	6
Arc Com	Fiji	5

Manufacturer	Pattern	Grade
Arc Com	Fiore	7
Arc Com	Fireflies	5
Arc Com	Forsythia	6
Arc Com	Francesca Wool	7
Arc Com	Francesca Wool II	7
Arc Com	Frontier	4
Arc Com	Galaxy	6
Arc Com	Gamma	5
Arc Com	Gardenia	5
Arc Com	Gatsby	5
Arc Com	Gem	5
Arc Com	Geostitch	7
Arc Com	Gianni	6
Arc Com	Glam	5
Arc Com	Glimmer	6
Arc Com	Glo	5
Arc Com	Great Wall	6
Arc Com	Grid	6
Arc Com	Hanji	6
Arc Com	Harlequin	6
Arc Com	Highlands	6
Arc Com	Hopscotch	5
Arc Com	Hush	5
Arc Com	Illusion	4
Arc Com	Illusion 2	4
Arc Com	Intaglio	6
Arc Com	Intaglio 2	6
Arc Com	Intersect	5
Arc Com	Isabella	5
Arc Com	Itajime	6
Arc Com	Jardin	6
Arc Com	Jing	5
Arc Com	Jive	5
Arc Com	Juliet	Call
Arc Com	Katano	6
Arc Com	Key	5
Arc Com	Kimono	6
Arc Com	Kinetic	6
Arc Com	Kirgami	6
Arc Com	Kumo	7
Arc Com	Laurel	6
Arc Com	Legacy	6
Arc Com	Legend	6
Arc Com	Leonardo	5
Arc Com	Linea	6
Arc Com	Loara	6
Arc Com	Lore	6
Arc Com	Lotus	5
Arc Com	Lunette	7
Arc Com	Luxe	6
Arc Com	Lyre	5
Arc Com	Lyric	6
Arc Com	Majorca	6
Arc Com	Marathon	5
Arc Com	Marquee	6
Arc Com	Mason	6
Arc Com	Mason Stripe	6
Arc Com	Meadow	6
Arc Com	Meridan	3

Manufacturer	Pattern	Grade	Manufacturer	Pattern	Grade	Manufacturer	Pattern	Grade
Arc Com	Mesa	5	Arc Com	Solitude	6	Carnegie	Brigitte Couture S	7
Arc Com	Metro	7	Arc Com	Soectrum	5	Carnegie	Brimfield	6
Arc Com	Mirror Mirror	6	Arc Com	Speedway	6	Carnegie	Buff	5
Arc Com	Monte Carlo	6	Arc Com	Spin	6	Carnegie	Buzz	7
Arc Com	Moon Beam	6	Arc Com	Spirit	5	Carnegie	Camden	6
Arc Com	Moon Beam 2	6	Arc Com	Spot On	6	Carnegie	Cascade Applique S	Call
Arc Com	Morocco	6	Arc Com	Spring	6	Carnegie	Channel	5
Arc Com	Mystique	6	Arc Com	Spyro	6	Carnegie	Chelsea	5
Arc Com	Navigator	6	Arc Com	Square One	7	Carnegie	Chroma	9
Arc Com	Network	8	Arc Com	Stonehenge	6	Carnegie	Circuit S	5
Arc Com	Niagara	6	Arc Com	Strand-It	7	Carnegie	Cirque Couture	Call
Arc Com	Nova	6	Arc Com	Strata	5	Carnegie	Coco Couture	7
Arc Com	Oasis	7	Arc Com	Streamline	5	Carnegie	Collage	7
Arc Com	Oculus	6	Arc Com	Sundial	6	Carnegie	Crossing	6
Arc Com	Odyssey	5	Arc Com	Symphony	6	Carnegie	Cycle S	5
Arc Com	Ombre Petal	6	Arc Com	Tally	5	Carnegie	Dash S	5
Arc Com	Omega	5	Arc Com	Tectonic	5	Carnegie	Dawn	5
Arc Com	Orion	5	Arc Com	Tempo	6	Carnegie	Dazzle	8
Arc Com	Pala	7	Arc Com	The Plaid	7	Carnegie	Deco Embroider S	8
Arc Com	Palatine	5	Arc Com	Theory	3	Carnegie	Delight	7
Arc Com	Palatine 2	5	Arc Com	Top Notch	Call	Carnegie	Departure	5
Arc Com	Panache	5	Arc Com	Trio	5	Carnegie	Edge	6
Arc Com	Pebble Beach	5	Arc Com	Tritik	6	Carnegie	Fields	7
Arc Com	Pinball	6	Arc Com	Uptown	7	Carnegie	Flash Back S	5
Arc Com	Pinpoint	6	Arc Com	Urban	6	Carnegie	Flex	5
Arc Com	Plateau	5	Arc Com	Vault	6	Carnegie	Flux S	6
Arc Com	Polished	5	Arc Com	Velocity	6	Carnegie	Flying Kites	7
Arc Com	Polo	6	Arc Com	Vineyard	6	Carnegie	Four Square	7
Arc Com	Posh	6	Arc Com	Vista	5	Carnegie	Fractal Emboss S	6
Arc Com	Prism	4	Arc Com	Volt	8	Carnegie	Fragment Emboss S	6
Arc Com	Provence	Call	Arc Com	Windlass	7	Carnegie	Fresco	6
Arc Com	Quad	6	Arc Com	Yo-Yo	7	Carnegie	Fusion	6
Arc Com	Radius	6	Arc Com	Zip Line	6	Carnegie	Gamma S	5
Arc Com	Raya	6				Carnegie	Genome Embroider S	8
Arc Com	Rhythm	6				Carnegie	Gossip	6
Arc Com	Ringling	6				Carnegie	Grid	6
Arc Com	Riviera	7				Carnegie	Groove	5
Arc Com	Rbotic	6				Carnegie	Hashtag	5
Arc Com	Rodeo	5				Carnegie	Havana S	6
Arc Com	Rogue	6				Carnegie	Hepburn	6
Arc Com	Roundabout	5				Carnegie	Herald	5
Arc Com	Royal Garden 2	7				Carnegie	Heritage	Call
Arc Com	Sagrada	7				Carnegie	Herringbone S	5
Arc Com	Sahara	6				Carnegie	Hide	5
Arc Com	Samba	6				Carnegie	Hive	7
Arc Com	Santa Fe	6				Carnegie	Hoop Embroider S	8
Arc Com	Santorini	6				Carnegie	Hue	6
Arc Com	Savannah	6				Carnegie	Icon	9
Arc Com	Saxon	6				Carnegie	Impress	5
Arc Com	Sea Willow	6				Carnegie	In Line	6
Arc Com	Sector	6				Carnegie	Index	4
Arc Com	Sequoia	6				Carnegie	Infinity Flora	Call
Arc Com	Sherlock	5				Carnegie	Infinity Plaid	8
Arc Com	Shibori	6				Carnegie	Infinity Plush	7
Arc Com	Shift	6				Carnegie	Infinity Stripe	8
Arc Com	Shimmer	5				Carnegie	Journey	7
Arc Com	Shimmer 2	5				Carnegie	Kaleidoscope S	6
Arc Com	Silverado	5				Carnegie	Keystone	5
Arc Com	Silverado 2	5				Carnegie	Kid	5

CARNEGIE

Manufacturer	Pattern	Grade
Carnegie	360	8
Carnegie	Abacus Embroider S	8
Carnegie	Adrenaline	6
Carnegie	Alex	7
Carnegie	Allure	5
Carnegie	Anchor	7
Carnegie	Antoinette Couture S	7
Carnegie	Aria	Call
Carnegie	Artisan Embroider S	9
Carnegie	Axis Embroider S	8
Carnegie	Bangle	7
Carnegie	Bardot	6
Carnegie	Barre	7
Carnegie	Basket	6
Carnegie	Bauble	8
Carnegie	Bliss	7
Carnegie	Blowing Bubbles	7
Carnegie	Bolt	7
Carnegie	Bounce	5
Carnegie	Brick Lane	6

Graded In Fabrics

Manufacturer	Pattern	Grade	Manufacturer	Pattern	Grade	Manufacturer	Pattern	Grade
Carnegie	Kinetic	7	Carnegie	Trestle	7	C.F. Stinson	Cozy	5
Carnegie	Koi	7	Carnegie	Triad	7	C.F. Stinson	Crypton Metro	5
Carnegie	Lineage	8	Carnegie	Triad Stripe	7	C.F. Stinson	Crystalline	6
Carnegie	Locket	9	Carnegie	Triathlon	7	C.F. Stinson	Current	7
Carnegie	Loft	8	Carnegie	Tweed S	6	C.F. Stinson	Curves Ahead	6
Carnegie	Maxwell Street	9	Carnegie	Twine	6	C.F. Stinson	Cyma	7
Carnegie	Maze	7	Carnegie	Twinkle	7	C.F. Stinson	Dart	4
Carnegie	Merkhet	6	Carnegie	Veneer Emboss S	6	C.F. Stinson	Deflection	6
Carnegie	Mesh S	5	Carnegie	Versailles Emboss S	6	C.F. Stinson	Detail	6
Carnegie	Meteor S	5	Carnegie	Verse	4	C.F. Stinson	Deza	7
Carnegie	Moire Stripe Couture S	7	Carnegie	Vibe	6	C.F. Stinson	Diffusion	7
Carnegie	Monocle Embroider	9	Carnegie	Vintage	7	C.F. Stinson	Double Time w/ Agion	7
Carnegie	Monroe	6	Carnegie	Whirlybird	7	C.F. Stinson	Duet	5
Carnegie	Morocco	Call	Carnegie	Wilderness	9	C.F. Stinson	Elderberry	6
Carnegie	Moto	6	Carnegie	Wired	7	C.F. Stinson	Equinox	5
Carnegie	Nuance	9	Carnegie	Wish	7	C.F. Stinson	Fast Lane	3
Carnegie	Obelisk	6	Carnegie	Wonder	6	C.F. Stinson	Fenestra	7
Carnegie	Ola	Call				C.F. Stinson	Figment	6
Carnegie	Origin	5				C.F. Stinson	Firefly	6
Carnegie	Oxford	5				C.F. Stinson	Flex	5
Carnegie	Paparazzi	6				C.F. Stinson	Flip Flops	6
Carnegie	Pebble	7				C.F. Stinson	Florentine	5
Carnegie	Pivot	6				C.F. Stinson	Folio	6
Carnegie	Pixie Applique S	Call				C.F. Stinson	Furrows	4
Carnegie	Pony	5				C.F. Stinson	Gradation	5
Carnegie	Pop Emboss S	6				C.F. Stinson	Gravity	5
Carnegie	Prism	5				C.F. Stinson	Grove	6
Carnegie	Quarry S	5				C.F. Stinson	Hands On	6
Carnegie	Rail Trail	7				C.F. Stinson	Happy Hour	5
Carnegie	Rattan S	5				C.F. Stinson	Happy Tappy	7
Carnegie	Reef S	5				C.F. Stinson	Haven	5
Carnegie	Relay	8				C.F. Stinson	Helix	6
Carnegie	Reveal	8				C.F. Stinson	Hi-Fi	3
Carnegie	Reverie	5				C.F. Stinson	Hive	3
Carnegie	Roxy	5				C.F. Stinson	Hot Spot	5
Carnegie	Sail	6				C.F. Stinson	Hourglass	6
Carnegie	Sequence S	6				C.F. Stinson	Hudson	7
Carnegie	Shimmy	6				C.F. Stinson	Hush	6
Carnegie	Siesta	9				C.F. Stinson	I Spy	6
Carnegie	Silhouette Embroider S	8				C.F. Stinson	Inside Track	4
Carnegie	Sleet Embroider S	9				C.F. Stinson	Interval	5
Carnegie	Slide S	6				C.F. Stinson	Isabella	6
Carnegie	Soiree	9				C.F. Stinson	Jala	7
Carnegie	Sojourn	9				C.F. Stinson	Jam Session w/ Agion	7
Carnegie	Spark	9				C.F. Stinson	Jambi Stripe	6
Carnegie	Spice	6				C.F. Stinson	Kambala	7
Carnegie	Spire S	6				C.F. Stinson	Ketana	6
Carnegie	Spyro Embroider S	7				C.F. Stinson	Knock Knock	7
Carnegie	Strata S	5				C.F. Stinson	Labyrinth	6
Carnegie	Stride	Call				C.F. Stinson	Leaps & Bounds	6
Carnegie	Strie S	5				C.F. Stinson	Lift	7
Carnegie	Sway Embroider S	7				C.F. Stinson	Line Dance	5
Carnegie	Switch S	5				C.F. Stinson	Links	6
Carnegie	Switch Embroider S	8				C.F. Stinson	Lucent	7
Carnegie	Tangle	6				C.F. Stinson	Makeover	7
Carnegie	Tempo	7				C.F. Stinson	Manchester	5
Carnegie	Theory	5				C.F. Stinson	Marimba	5
Carnegie	Topiary Embroider S	9				C.F. Stinson	Mingle	6
Carnegie	Touchstone	7				C.F. Stinson	Montage	5

C.F. STINSON

Manufacturer	Pattern	Grade
C.F. Stinson	Acanthus	7
C.F. Stinson	Ace	2
C.F. Stinson	Acrobat	6
C.F. Stinson	Adirondack	6
C.F. Stinson	Aero	5
C.F. Stinson	Alchemy	5
C.F. Stinson	Alfredo	6
C.F. Stinson	Algiers	7
C.F. Stinson	Alignment	6
C.F. Stinson	Arc	5
C.F. Stinson	Balance Beam	6
C.F. Stinson	Bali	6
C.F. Stinson	Bass Line	6
C.F. Stinson	Beatbox	6
C.F. Stinson	Bespoke	5
C.F. Stinson	Blip	3
C.F. Stinson	Block Party	6
C.F. Stinson	Bloom	8
C.F. Stinson	Bongo	6
C.F. Stinson	Breton	6
C.F. Stinson	Brilliant	4
C.F. Stinson	Bryant Park	3
C.F. Stinson	Cannon Beach	7
C.F. Stinson	Catalina	6
C.F. Stinson	Catwalk	5
C.F. Stinson	Celeste	6
C.F. Stinson	Chakra	7
C.F. Stinson	Chi w/ Agion®	7
C.F. Stinson	Cinnamon Blossom	6
C.F. Stinson	Coco	6
C.F. Stinson	Colden	6
C.F. Stinson	Comeback	7
C.F. Stinson	Concentric	6
C.F. Stinson	Continuum	5
C.F. Stinson	Cottonwood	5
C.F. Stinson	Courtyard	6

Manufacturer	Pattern	Grade	Manufacturer	Pattern	Grade	Manufacturer	Pattern	Grade
C.F. Stinson	Mumbai	7	C.F. Stinson	Vanish	7	C.F. Stinson	Eli	6
C.F. Stinson	Nest	6	C.F. Stinson	Vapor	6	C.F. Stinson	English Pub	4
C.F. Stinson	Next Scene	6	C.F. Stinson	Velocity	5	C.F. Stinson	Entrada	5
C.F. Stinson	Nova	5	C.F. Stinson	Vermont	6	C.F. Stinson	Essential	3
C.F. Stinson	Now & Zen w/ Agion	7	C.F. Stinson	Vibe	5	C.F. Stinson	Excursion	3
C.F. Stinson	On the Money	5	C.F. Stinson	View	6	C.F. Stinson	Expressions	4
C.F. Stinson	Oscillate	6	C.F. Stinson	Vineyard	7	C.F. Stinson	Facet	5
C.F. Stinson	Outlander	4	C.F. Stinson	Voltage	7	C.F. Stinson	Finite	5
C.F. Stinson	Pacifica	7	C.F. Stinson	Whirl	6	C.F. Stinson	Fizz	5
C.F. Stinson	Panorama	6	C.F. Stinson	Willow Talk	6	C.F. Stinson	Fuse	3
C.F. Stinson	Park Avenue	6	C.F. Stinson	Wish	8	C.F. Stinson	GeoMet	5
C.F. Stinson	Perimeter	5	C.F. Stinson	Zoom	5	C.F. Stinson	Glisten	8
C.F. Stinson	Persuasion	5				C.F. Stinson	Grand Sierra	4
C.F. Stinson	Polka	3				C.F. Stinson	Grille	5
C.F. Stinson	Portico	5				C.F. Stinson	Juxy	6
C.F. Stinson	Posh	5				C.F. Stinson	Kilkenny Tweed	4
C.F. Stinson	Profile	5				C.F. Stinson	Kusari	4
C.F. Stinson	Radiance	7				C.F. Stinson	Laredo	3
C.F. Stinson	Raquette	6				C.F. Stinson	Latitude	3
C.F. Stinson	Realm	5				C.F. Stinson	Lava	7
C.F. Stinson	Retrograde	3				C.F. Stinson	Liquid	5
C.F. Stinson	Revolution	5				C.F. Stinson	Martini	6
C.F. Stinson	Riddle	4				C.F. Stinson	Matrix	5
C.F. Stinson	Salinas	7				C.F. Stinson	Mesa	8
C.F. Stinson	San Simeon	7				C.F. Stinson	Mica	4
C.F. Stinson	Satellite	5				C.F. Stinson	Moccasin	3
C.F. Stinson	Scintillate	6				C.F. Stinson	Modena	6
C.F. Stinson	Seagrass	6				C.F. Stinson	Montana	4
C.F. Stinson	Sequence	4				C.F. Stinson	Moxie	6
C.F. Stinson	Sideline	5				C.F. Stinson	Natural World	6
C.F. Stinson	Skyline	6				C.F. Stinson	Naugaleather	4
C.F. Stinson	Snuggle	5				C.F. Stinson	Naugasoft	3
C.F. Stinson	Spindles	7				C.F. Stinson	Neochrome III	4
C.F. Stinson	Splash	6				C.F. Stinson	Olympus	6
C.F. Stinson	Sprint	3				C.F. Stinson	Orbit	5
C.F. Stinson	Squire	5				C.F. Stinson	Oxford	4
C.F. Stinson	Stellar	5				C.F. Stinson	Patriot Plus II	3
C.F. Stinson	Stipple	5				C.F. Stinson	Petals	5
C.F. Stinson	Straight and Narrow	6				C.F. Stinson	Plexus	6
C.F. Stinson	Stratford	8				C.F. Stinson	Prisma	6
C.F. Stinson	Sumatran Palm	6				C.F. Stinson	Raffia	5
C.F. Stinson	Summit	5				C.F. Stinson	Rainier	3
C.F. Stinson	Sunburst	6				C.F. Stinson	Rally	3
C.F. Stinson	Sunswept	6				C.F. Stinson	Revolve	7
C.F. Stinson	Supersilliness	7				C.F. Stinson	Rialto	4
C.F. Stinson	Swivel	6				C.F. Stinson	Ripple	7
C.F. Stinson	Symmetry	6				C.F. Stinson	Rivera	6
C.F. Stinson	Tangram	5				C.F. Stinson	Rogue II	3
C.F. Stinson	Tessellate	7				C.F. Stinson	Scout	4
C.F. Stinson	Thicket	4				C.F. Stinson	Scribe	5
C.F. Stinson	Three60	7				C.F. Stinson	Script	5
C.F. Stinson	Tranquility	6				C.F. Stinson	Sedona	8
C.F. Stinson	Transcend	3				C.F. Stinson	Sentry - HC	4
C.F. Stinson	Tribeca	3				C.F. Stinson	Shantung	4
C.F. Stinson	True Path w/ Agion	7				C.F. Stinson	Silverado w/ Agion®	6
C.F. Stinson	Tweed	6				C.F. Stinson	Simplicity	4
C.F. Stinson	Umbrian Rain	7				C.F. Stinson	Sleek	4
C.F. Stinson	Up Tempo w/ Agion	7				C.F. Stinson	Slightwave	6
C.F. Stinson	Urban Grid	3				C.F. Stinson	Smile	6

C.F. STINSON VINYL

Manufacturer	Pattern	Grade
C.F. Stinson	Abacus	6
C.F. Stinson	Affinity	6
C.F. Stinson	All American	3
C.F. Stinson	Apex-Crypton® Revl™	5
C.F. Stinson	Archetype	5
C.F. Stinson	Arioso	5
C.F. Stinson	Aspen	5
C.F. Stinson	Atlas	3
C.F. Stinson	Atmosphere	4
C.F. Stinson	Auberge	5
C.F. Stinson	Avant	4
C.F. Stinson	Bambu-EnVi™	5
C.F. Stinson	Banyan	6
C.F. Stinson	Bari	6
C.F. Stinson	Bistro	3
C.F. Stinson	Bon Voyage	6
C.F. Stinson	Budget Black	1
C.F. Stinson	Burkshire	4
C.F. Stinson	Camino	8
C.F. Stinson	Capreni	6
C.F. Stinson	Carlisle	4
C.F. Stinson	Casablanca	6
C.F. Stinson	Cassidy	4
C.F. Stinson	Catalyst	4
C.F. Stinson	Channel	5
C.F. Stinson	Chroma	5
C.F. Stinson	Cielo	8
C.F. Stinson	Cirque	5
C.F. Stinson	Citadel	4
C.F. Stinson	Clean Slate	4
C.F. Stinson	Colorguard	3
C.F. Stinson	Connect	4
C.F. Stinson	Core	3
C.F. Stinson	Criss Cross	4
C.F. Stinson	Dakota	4
C.F. Stinson	Dash	5
C.F. Stinson	Diva	4
C.F. Stinson	Dodgeball	6
C.F. Stinson	Dynasty	4
C.F. Stinson	E'Lan-HC	8
C.F. Stinson	Effervescence	6

Graded In Fabrics

Manufacturer	Pattern	Grade	Manufacturer	Pattern	Grade	Manufacturer	Pattern	Grade
C.F. Stinson	Smoothie	4	Designtex	Battista	8	Designtex	Essence	3
C.F. Stinson	Solitaire	4	Designtex	Bee	5	Designtex	Exmouth	Call
C.F. Stinson	Sphere	5	Designtex	Beetled Linen	8	Designtex	Faux Sure	6
C.F. Stinson	Spirit Millennium	4	Designtex	Beguiled By The Wild	6	Designtex	Florin	5
C.F. Stinson	Stat-Con	6	Designtex	Big Dot	6	Designtex	Flux	7
C.F. Stinson	Sterling w/ Agion	6	Designtex	Billiard Cloth Standard	6	Designtex	Fortuna	8
C.F. Stinson	Stitch in Time	4	Designtex	Birch Bark Plaid	7	Designtex	Friendly Faux	6
C.F. Stinson	Sundance w/ StaKleen™	5	Designtex	Bit	5	Designtex	Fuse	6
C.F. Stinson	Symphony Classic	4	Designtex	Block Print	7	Designtex	Gale	5
C.F. Stinson	Tender	8	Designtex	Bolt	6	Designtex	Gallone	6
C.F. Stinson	Tendrill	4	Designtex	Bordo	6	Designtex	Gamut	3
C.F. Stinson	Tessuto	4	Designtex	Botanique	5	Designtex	Glaze	6
C.F. Stinson	Trax	5	Designtex	Boucle	6	Designtex	Gleam	6
C.F. Stinson	Valise	3	Designtex	Boucle Two-Tone	5	Designtex	Gradate	6
C.F. Stinson	Vegas	4	Designtex	Bounce	6	Designtex	Gramercy	Call
C.F. Stinson	Verdure - EnVi™	5	Designtex	Brushed Flannel	4	Designtex	Grandeur	5
C.F. Stinson	Volterra-HC	8	Designtex	Breana	5	Designtex	Griglia	6
C.F. Stinson	Vortexia	7	Designtex	Bunta	5	Designtex	Hashtag	5
C.F. Stinson	Walk the Line	6	Designtex	Caiman	5	Designtex	Heather	7
C.F. Stinson	Waterwand	7	Designtex	Cascadia	5	Designtex	Hem Stitch	5
C.F. Stinson	Whisper	3	Designtex	Cassava	6	Designtex	Henrietta	9
C.F. Stinson	Whitney	5	Designtex	Catalyst	5	Designtex	Henrik Large	7
C.F. Stinson	Wicker	6	Designtex	Cestino	7	Designtex	Henrik Small	7
C.F. Stinson	Wink w/ Agion	6	Designtex	Chapiteau	5	Designtex	Hexstripe	6
C.F. Stinson	Wyatt	5	Designtex	Checker Stripe	9	Designtex	Holmes	7
C.F. Stinson	Ybor	6	Designtex	Chevron	Call	Designtex	Honor Plus	8
C.F. Stinson	Ziggy	4	Designtex	Chromatic	5	Designtex	Horizon	7
C.F. Stinson	Zodiac	5	Designtex	Circa	6	Designtex	Houndstooth Plaid	Call

DESIGNTEX

Manufacturer	Pattern	Grade	Manufacturer	Pattern	Grade	Manufacturer	Pattern	Grade
Designtex	Acacia	6	Designtex	Circulo	6	Designtex	Inertia	7
Designtex	Adler	5	Designtex	Circumference	8	Designtex	Inga Large	7
Designtex	Aggregate	6	Designtex	Claire	9	Designtex	Inga Small	7
Designtex	Ainsley	8	Designtex	Clerkenwell	Call	Designtex	Inkling	6
Designtex	Aksel	6	Designtex	Closed Loop	5	Designtex	Inlet	5
Designtex	Alcazar	5	Designtex	Cobble	Call	Designtex	Inside Edge	6
Designtex	Alchemy	5	Designtex	Coco	9	Designtex	Interlock	6
Designtex	Aleman	6	Designtex	Colorblock	6	Designtex	Introvert	5
Designtex	Alistair	6	Designtex	Colorful Plaid	5	Designtex	Irregular Grid	5
Designtex	Alpine	5	Designtex	Concept	6	Designtex	Isometry	7
Designtex	Amaranth	6	Designtex	Converge	6	Designtex	Isotope	6
Designtex	Amuse	7	Designtex	Cross Court	7	Designtex	Jaunt	7
Designtex	Amwell	Call	Designtex	Crosshatch	7	Designtex	Journey	9
Designtex	Annex	5	Designtex	Crossweave	5	Designtex	Kabuki	6
Designtex	Appleseed	6	Designtex	Crosswind	5	Designtex	Kalahari	5
Designtex	Argiano	5	Designtex	Culebra	9	Designtex	Kanthas	Call
Designtex	Array	9	Designtex	Current	5	Designtex	Klange	6
Designtex	Arthur	9	Designtex	Cusco	9	Designtex	Komposition	6
Designtex	Aspect	3	Designtex	Cut & Paste	7	Designtex	Lambert	7
Designtex	Aster	8	Designtex	Dahlia	7	Designtex	Lattice	7
Designtex	Astrid	5	Designtex	Dart	6	Designtex	Leaf Dot	6
Designtex	Banda	6	Designtex	Dashing	5	Designtex	Leafette	5
Designtex	Baratto	7	Designtex	Delaine	6	Designtex	Leap	5
Designtex	Barque	Call	Designtex	Dharma Stripe	5	Designtex	Leaves	6
Designtex	Basketry	Call	Designtex	Dichotomy	8	Designtex	Leland	5
			Designtex	Dot To Dot	7	Designtex	Linari	5
			Designtex	Draft	6	Designtex	Lindos	6
			Designtex	Eastside	6	Designtex	Lioret	5
			Designtex	Ellipsis	3	Designtex	Little Dot	6
			Designtex	Eon	6	Designtex	Little Plaid	5
			Designtex	Epiphany	6			

Manufacturer	Pattern	Grade	Manufacturer	Pattern	Grade	Manufacturer	Pattern	Grade
DesignTex	Lofty	5	DesignTex	Reuse	7	DesignTex	Urban Grid	6
DesignTex	Lolland	9	DesignTex	Rice	6	DesignTex	Valanka	7
DesignTex	Loop To Loop	8	DesignTex	Rio Grande	6	DesignTex	Valet	5
DesignTex	Lorien	7	DesignTex	Rivergrass	5	DesignTex	Variant	8
DesignTex	Ludington	4	DesignTex	Rivet	5	DesignTex	Versed	5
DesignTex	Luster	6	DesignTex	Rivet Pearl	5	DesignTex	Vivid	4
DesignTex	Lydia	9	DesignTex	Rocket	4	DesignTex	Volley	7
DesignTex	Maglia	7	DesignTex	Rosario	9	DesignTex	Vox	6
DesignTex	Majolica	8	DesignTex	Rotary	7	DesignTex	W	6
DesignTex	Mandala	6	DesignTex	Rothsay	7	DesignTex	Westside	7
DesignTex	Margin	9	DesignTex	Rough & Ready II	6	DesignTex	Whim	5
DesignTex	Match Point	7	DesignTex	Round Leaves	7	DesignTex	Windowpane	5
DesignTex	Melange	5	DesignTex	Rove	6	DesignTex	Winsome	5
DesignTex	Melrose	Call	DesignTex	Rumeli	5	DesignTex	Wire	8
DesignTex	Metamorphosis	8	DesignTex	Samba	7	DesignTex	Woodcut	6
DesignTex	Metta	5	DesignTex	Samba Otra Vez	7	DesignTex	Wren	4
DesignTex	Microgrid	5	DesignTex	Saugatuck	5	DesignTex	Yoruba	6
DesignTex	Migration	8	DesignTex	Savile Plaid	8	DesignTex	Yucca	6
DesignTex	Mingle	6	DesignTex	See Saw	7	DesignTex	Zhuba	5
DesignTex	Minnie	3	DesignTex	Seed	6	DesignTex	Zocalo	7
DesignTex	Mod	7	DesignTex	Sequence	6			
DesignTex	Modern Tweed	9	DesignTex	Sett	8			
DesignTex	Moderne	7	DesignTex	Shibori Stripe	6			
DesignTex	Mohair Plus	Call	DesignTex	Shimmering Tide	8			
DesignTex	Motif	6	DesignTex	Signal	7			
DesignTex	Myddleton	Call	DesignTex	Skye	8			
DesignTex	New Brunswick	2	DesignTex	Sorano	5			
DesignTex	New Selkirk	8	DesignTex	Spandau	5			
DesignTex	Nexus	7	DesignTex	Spiro	6			
DesignTex	Noble	5	DesignTex	Splendor	5			
DesignTex	Nonchalant	5	DesignTex	Stacks	7			
DesignTex	Notion	7	DesignTex	Starburst	7			
DesignTex	Omar	5	DesignTex	Steppe	5			
DesignTex	Ophidian	5	DesignTex	Striae	5			
DesignTex	Opulent	5	DesignTex	Sugar Shoots	7			
DesignTex	Oscillate	7	DesignTex	Sunburst	8			
DesignTex	Oxford Stripe	7	DesignTex	Swayed	Call			
DesignTex	Palomino	5	DesignTex	Swing	7			
DesignTex	Parga	5	DesignTex	Swing Set	7			
DesignTex	Pennington	7	DesignTex	Synthesis	6			
DesignTex	Phase	5	DesignTex	Tack Cloth	6			
DesignTex	Pigment	7	DesignTex	Tarascon	5			
DesignTex	Piiki	7	DesignTex	Terrain	6			
DesignTex	Pika	5	DesignTex	Tessellate	8			
DesignTex	Pinball	7	DesignTex	Tetris	7			
DesignTex	Pivot	5	DesignTex	The Last Aphid	7			
DesignTex	Pleat	6	DesignTex	Tinos	6			
DesignTex	Pop Art	6	DesignTex	Tiny Herringbone	6			
DesignTex	Porte	5	DesignTex	Titanium	8			
DesignTex	Posey	7	DesignTex	To The Point	5			
DesignTex	Prairie	5	DesignTex	Tombolo	5			
DesignTex	Precision	5	DesignTex	Top Spin	7			
DesignTex	Prime	4	DesignTex	Trace	Call			
DesignTex	Quintessence	7	DesignTex	Tramway	7			
DesignTex	Radar	6	DesignTex	Transport	7			
DesignTex	Rail	6	DesignTex	Travertine	5			
DesignTex	Razor Stripe	7	DesignTex	Tumble Stones	8			
DesignTex	Refine	5	DesignTex	Tumbleweed	6			
DesignTex	Restore	5	DesignTex	Tweed Multi	5			

GUILFORD OF MAINE

Manufacturer	Pattern	Grade
Guilford of Maine	Anchorage	3
Guilford of Maine	Beacon	3
Guilford of Maine	BeeHave	3
Guilford of Maine	Blink	2
Guilford of Maine	Blinker	3
Guilford of Maine	Cabana Stripe	3
Guilford of Maine	Cadence	3
Guilford of Maine	Clarity	4
Guilford of Maine	Cosmopolitan	4
Guilford of Maine	Couture	3
Guilford of Maine	Ditty	3
Guilford of Maine	Diva	2
Guilford of Maine	Echo	4
Guilford of Maine	Emphasis	5
Guilford of Maine	Evoke	4
Guilford of Maine	Feedback	4
Guilford of Maine	Flora	3
Guilford of Maine	Frolic	2
Guilford of Maine	George	4
Guilford of Maine	Highbeams	3
Guilford of Maine	Input	2
Guilford of Maine	Instant	4
Guilford of Maine	Intuition	4
Guilford of Maine	Jane	3
Guilford of Maine	Liberty (Playful)	2
Guilford of Maine	Lifesaver	2
Guilford of Maine	Limelight	4
Guilford of Maine	Lisbon	3
Guilford of Maine	Mainstream	4
Guilford of Maine	Moguls	4
Guilford of Maine	Moment	4
Guilford of Maine	Open House	3
Guilford of Maine	Outline	3

Graded In Fabrics

Manufacturer	Pattern	Grade	Manufacturer	Pattern	Grade	Manufacturer	Pattern	Grade
Guilford of Maine	Oxford	2	Knoll	Classic Boucle	6	Knoll	Kinabalu	8
Guilford of Maine	Phrase	3	Knoll	Close Knit	6	Knoll	Kingston	7
Guilford of Maine	Portofino	4	Knoll	Coco	8	Knoll	Knoll Felt	5
Guilford of Maine	Punchline	4	Knoll	Common Ground	5	Knoll	Knoll Hopsack	5
Guilford of Maine	Quadrille	3	Knoll	Commuter Cloth	3	Knoll	Knoll Velvet	Call
Guilford of Maine	Reason	4	Knoll	Compass CR	6	Knoll	Kora CR	6
Guilford of Maine	Recharge	4	Knoll	Constance	call	Knoll	Lagos	5
Guilford of Maine	Relay	4	Knoll	Cornaro	8	Knoll	Legend CR	6
Guilford of Maine	Revival	5	Knoll	Coterie	6	Knoll	Liberty	7
Guilford of Maine	Ripple	4	Knoll	Dahlia CR	5	Knoll	Lore CR	6
Guilford of Maine	Select	4	Knoll	Decobeat	5	Knoll	Ludlow	5
Guilford of Maine	Showtime	3	Knoll	Delite	2	Knoll	Lyric	6
Guilford of Maine	Snakeskin	3	Knoll	Diamond Days	call	Knoll	Magnolia	5
Guilford of Maine	Sockhop	3	Knoll	Diva	4	Knoll	Mamba	8
Guilford of Maine	Soundbyte	2	Knoll	Djenne	7	Knoll	Mariner	5
Guilford of Maine	Staccato	3	Knoll	Dovetail	5	Knoll	Marquee	6
Guilford of Maine	Ticker	2	Knoll	Dristi	5	Knoll	Masquerade	6
Guilford of Maine	Timeless	3	Knoll	Dune	5	Knoll	Melange	7
Guilford of Maine	Tracery	3	Knoll	Durand	5	Knoll	Melody	4
Guilford of Maine	Transport	3	Knoll	Dynamic	call	Knoll	Menagerie	6
Guilford of Maine	Underground	3	Knoll	Earthwork	6	Knoll	Meroe	6
Guilford of Maine	Whirl	3	Knoll	Eclat Weave	7	Knoll	Metro	6
Guilford of Maine	Xceed	4	Knoll	Empire Stripe	6	Knoll	Milestone	5

KNOLL

Manufacturer	Pattern	Grade	Manufacturer	Pattern	Grade	Manufacturer	Pattern	Grade
Knoll	Abacus	5	Knoll	Entourage	5	Knoll	Mini Stitch	5
Knoll	Alignment	5	Knoll	Essence	5	Knoll	Mod Plaid	7
Knoll	Arabella	1	Knoll	Fable CR	6	Knoll	Monarch	5
Knoll	Argyle	4	Knoll	Ferry	4	Knoll	Moto CR	6
Knoll	Arno	9	Knoll	Fibra	7	Knoll	Night Life	6
Knoll	Aswan	8	Knoll	Firefly	7	Knoll	Noble	5
Knoll	Atelier	7	Knoll	Foil Rap	5	Knoll	Nonchalant CR	5
Knoll	Atlas	6	Knoll	Forza	5	Knoll	Origins	6
Knoll	Axiom	5	Knoll	Fox Trot CR	6	Knoll	Palisade	5
Knoll	Bank Shot	6	Knoll	Framework	5	Knoll	Panache CR	6
Knoll	Baxter	5	Knoll	Gala II	5	Knoll	Paradigm	6
Knoll	Beacon	2	Knoll	Gibson	9	Knoll	Petal Pusher	4
Knoll	Belize	5	Knoll	Glider	6	Knoll	Pogo	6
Knoll	Biota	6	Knoll	Grande	5	Knoll	Prairie	4
Knoll	Biscayne	6	Knoll	Grandview	5	Knoll	Prep	5
Knoll	Bistro	5	Knoll	Greenwich	5	Knoll	Presto	3
Knoll	Bocce	4	Knoll	Haze	9	Knoll	Prim	4
Knoll	Bollywood	5	Knoll	Heavy Metal	5	Knoll	Quark	7
Knoll	Boundary	4	Knoll	Highland	6	Knoll	Radiance	5
Knoll	Cairo	5	Knoll	Holbrook	4	Knoll	Ransom	5
Knoll	Calais Cotton Velvet	8	Knoll	Hologram	7	Knoll	Regard CR	6
Knoll	Cameo	6	Knoll	Honour	Call	Knoll	Ricochet	5
Knoll	Cato	call	Knoll	Hourglass	3	Knoll	Rivington	8
Knoll	Cats Cradle	4	Knoll	Hudson	5	Knoll	Roam	5
Knoll	Century	7	Knoll	Hula Hoop	6	Knoll	Roundtrip	6
Knoll	Chance	4	Knoll	Icon	8	Knoll	Rush Hour	4
Knoll	Charm	6	Knoll	Ikat Square	6	Knoll	Sahara	6
Knoll	Chroma	5	Knoll	Ikat Stripe	6	Knoll	Sandpiper CR	6
Knoll	Chronicle	5	Knoll	Improv	4	Knoll	Sequin CR	6
Knoll	Circa	6	Knoll	Intrigue	6	Knoll	Serendipity	7
			Knoll	Island	5	Knoll	Sherman	6
			Knoll	Journey	4	Knoll	Shima	7
			Knoll	Kampala	6	Knoll	Sinclair	5
			Knoll	Katazome	6	Knoll	Smart	5
			Knoll	Keaton	4	Knoll	Soiree	5
			Knoll	Kimono	7	Knoll	Soliloquy	3

Call – Call for pricing 979.778.0502

Graded In Fabrics

Manufacturer	Pattern	Grade	Manufacturer	Pattern	Grade	Manufacturer	Pattern	Grade
Maharam	Anagram	7	Maharam	Conduit	5	Maharam	Helix	7
Maharam	Apt	7	Maharam	Confetti	9	Maharam	Hero	6
Maharam	Arabesque	Call	Maharam	Couple	6	Maharam	Herringbone Stripe	Call
Maharam	Array	6	Maharam	Crew	6	Maharam	Highfield	8
Maharam	Article	5	Maharam	Crosspatch	Call	Maharam	Houndstooth	9
Maharam	Assembled Check	Call	Maharam	Crush	6	Maharam	Hours	Call
Maharam	Balustrade	7	Maharam	Cycle	5	Maharam	Industry	Call
Maharam	Bander	Call	Maharam	Dapper	5	Maharam	Inlay	9
Maharam	Banister	6	Maharam	Dart	6	Maharam	Insignia	7
Maharam	Bar	5	Maharam	Decode	6	Maharam	Instill	5
Maharam	Bar Crypton	6	Maharam	Deconstructed Rose	Call	Maharam	Jacobs Coat	Call
Maharam	Basel	6	Maharam	Design 9297	Call	Maharam	Joist	8
Maharam	Bavaria	Call	Maharam	Dingbats	9	Maharam	Keen	5
Maharam	Bavaria Stripe	Call	Maharam	Disc	5	Maharam	Kindred	6
Maharam	Beam	7	Maharam	Disc Crypton	6	Maharam	Knob	Call
Maharam	Beside	6	Maharam	Disperse	6	Maharam	Knot	9
Maharam	Bespoke Stripe	Call	Maharam	Ditto	7	Maharam	Lariat	5
Maharam	Bevel	5	Maharam	Divide	5	Maharam	Latch	7
Maharam	Big Stripe	Call	Maharam	Divide Crypton	6	Maharam	Layers Garden	Call
Maharam	Bitmap	5	Maharam	Divina	7	Maharam	Layers Garden Double	Call
Maharam	Blip	7	Maharam	Divina MD	7	Maharam	Layers Park	Call
Maharam	Blocks	Call	Maharam	Divina Melange	7	Maharam	Layers Park Double	Call
Maharam	Blumen	Call	Maharam	Dot Pattern	Call	Maharam	Layers Vineyard Large	Call
Maharam	Boundary	5	Maharam	Dots	9	Maharam	Layers Vineyard Small	Call
Maharam	Bright Angle	8	Maharam	Double Triangles	Call	Maharam	Ledger	5
Maharam	Bright Cube	8	Maharam	Drape	6	Maharam	Lens	5
Maharam	Bright Grid	8	Maharam	Dwell	5	Maharam	Letters	Call
Maharam	Brindle	5	Maharam	Eden	Call	Maharam	Lift	7
Maharam	Brio	6	Maharam	Ellipsis	6	Maharam	Limn	8
Maharam	Candid	5	Maharam	Emboss	6	Maharam	Lineage	5
Maharam	Canvas	6	Maharam	Emit	5	Maharam	Lithe	6
Maharam	Caper	5	Maharam	Enmesh	5	Maharam	Lunar	5
Maharam	Carapace	9	Maharam	Epingle Stripe	Call	Maharam	Manner	5
Maharam	Cartouche	6	Maharam	Equate	6	Maharam	Marquee	5
Maharam	Centric	7	Maharam	Exaggerated Plaid	Call	Maharam	Massive Paisley	Call
Maharam	Chance	6	Maharam	Exchange	5	Maharam	Matrix	8
Maharam	Chasm	6	Maharam	Facets	Call	Maharam	Mechanism	8
Maharam	Checker	Call	Maharam	Fasten	7	Maharam	Medium	5
Maharam	Checker Split	Call	Maharam	Fathom	5	Maharam	Melange Tweed	Call
Maharam	Chenille Cord	7	Maharam	Feature	6	Maharam	Meld	5
Maharam	Chime	5	Maharam	Floret	6	Maharam	Memory	7
Maharam	Chock	6	Maharam	Fluent Crypton	6	Maharam	Meridian	6
Maharam	Chroma	Call	Maharam	Flutter	Call	Maharam	Merit	5
Maharam	Circles	Call	Maharam	Focus	5	Maharam	Mesh	8
Maharam	Circuit	6	Maharam	Fold	6	Maharam	Messenger	5
Maharam	Clamber	6	Maharam	Foliage	Call	Maharam	Metric	5
Maharam	Clara	6	Maharam	Forest Nap	6	Maharam	Micro	5
Maharam	Coach Cloth	Call	Maharam	Fraction	6	Maharam	Mikado	Call
Maharam	Coda	9	Maharam	Fruit	9	Maharam	Milestone	5
Maharam	Coin	5	Maharam	Furrow	6	Maharam	Millerstripe	Call
Maharam	Coin Crypton	6	Maharam	Galaxy	7	Maharam	Mineral	6
Maharam	Coincide	5	Maharam	Garden	8	Maharam	Mingled Plaid	Call
Maharam	Coincide High Performance	6	Maharam	Geometri	Call	Maharam	Minicheck	Call
Maharam	Colline	6	Maharam	Gild	6	Maharam	Minimal	6
Maharam	Colorfield	Call	Maharam	Grade	7	Maharam	Mode	5
Maharam	Colorwheel	8	Maharam	Grid	Call	Maharam	Mohair Extreme	Call
Maharam	Column	6	Maharam	Grove	6	Maharam	Mohair Supreme	Call
Maharam	Compartment	Call	Maharam	Hallingdal	7	Maharam	Molly	6
Maharam	Compound	6	Maharam	Hedge	6	Maharam	Monk's Wool	Call

Manufacturer	Pattern	Grade	Manufacturer	Pattern	Grade	Manufacturer	Pattern	Grade
Maharam	Mortise	6	Maharam	Skein	5	Maharam	Whirl	5
Maharam	Motley	5	Maharam	Slant	6	Maharam	Wool Rib	9
Maharam	Multiply	5	Maharam	Small Dot Pattern	Call	Maharam	Wool Striae	Call
Maharam	Murmur	5	Maharam	Soft Tweed	9	Maharam	Wool Velvet	Call
Maharam	Names	Call	Maharam	Sort	5	Maharam	Wrap	5
Maharam	Oblique	5	Maharam	Span	6			
Maharam	Offset	7	Maharam	Spry	5			
Maharam	Omen	6	Maharam	Stack	5			
Maharam	Optik	Call	Maharam	Star	8			
Maharam	Orakelblume	Call	Maharam	Stature	5			
Maharam	Orbit	5	Maharam	Steady	5			
Maharam	Ottoman Stripe	Call	Maharam	Steady Crypton	6			
Maharam	Painted Stripe	Call	Maharam	Steelcut	7			
Maharam	Palio	9	Maharam	Steelcut Trio	7			
Maharam	Pare	6	Maharam	Stick Tree	7			
Maharam	Parquet	7	Maharam	Stride	6			
Maharam	Pavement	Call	Maharam	Stripes	Call			
Maharam	Pebble Wool	Call	Maharam	Strum	6			
Maharam	Pebble Wool Multi	Call	Maharam	Sudden	6			
Maharam	Pennant	6	Maharam	Surge	6			
Maharam	Periphery	Call	Maharam	Swivel	6			
Maharam	Pick	5	Maharam	Tailor	5			
Maharam	Pick Crypton	6	Maharam	Tally	6			
Maharam	Plait	5	Maharam	Tandem	6			
Maharam	Ply Mesh Black/Tan	Call	Maharam	Tangram	9			
Maharam	Pocket	6	Maharam	Taper	8			
Maharam	Point	Call	Maharam	Teatro	8			
Maharam	Pressed Plaid	Call	Maharam	Technic	5			
Maharam	Prime	6	Maharam	Telary	8			
Maharam	Quatrefoil	Call	Maharam	Tempera	6			
Maharam	Quay	6	Maharam	Tend	6			
Maharam	Quick	5	Maharam	The Firm	Call			
Maharam	Radiant	8	Maharam	The Story of My Life	Call			
Maharam	Reef	9	Maharam	Ticker	6			
Maharam	Reel	7	Maharam	Tilt	6			
Maharam	Remix	6	Maharam	Tonica	6			
Maharam	Repeat Classic	Call	Maharam	Tonus	7			
Maharam	Repeat Classic Print	Call	Maharam	Tonus Meadow	7			
Maharam	Repeat Classic Stripe	Call	Maharam	Toostripe	Call			
Maharam	Repeat Dot Ring	Call	Maharam	Tracery	8			
Maharam	Rill	5	Maharam	Trait	6			
Maharam	Ring	6	Maharam	Transport	9			
Maharam	Rise	6	Maharam	Tread	7			
Maharam	Runner	6	Maharam	Treat	6			
Maharam	Runner Standard	5	Maharam	Trees	9			
Maharam	Salon	9	Maharam	Trellis	7			
Maharam	Scape	7	Maharam	Trio	8			
Maharam	Schema	6	Maharam	Trundle	5			
Maharam	Scuba	6	Maharam	Twice	5			
Maharam	Scute	5	Maharam	Unisol	Call			
Maharam	Scuttle	6	Maharam	Urban	6			
Maharam	Seam	5	Maharam	Vases	8			
Maharam	Segmented Stripe	9	Maharam	Venn	6			
Maharam	Sequential Stripe	Call	Maharam	Vestige	6			
Maharam	Serif	7	Maharam	Vineyard	8			
Maharam	Serried	7	Maharam	Voyage	Call			
Maharam	Sheen	6	Maharam	Waterborn	Call			
Maharam	Shuttle Standard	5	Maharam	Wedge	6			
Maharam	Signal	6	Maharam	Wend	5			

MAYER

Manufacturer	Pattern	Grade
Mayer	Acclaim	5
Mayer	Align	3
Mayer	All Seasons FR	3
Mayer	All Use FR	2
Mayer	Amadeus	5
Mayer	Anasazi	3
Mayer	Ankara	5
Mayer	Antique	4
Mayer	Apex	3
Mayer	Arabesque	5
Mayer	Aristocrat	5
Mayer	Array	5
Mayer	Artistry	2
Mayer	Ascension	6
Mayer	Athens FR	4
Mayer	Atomic	3
Mayer	Aurora	6
Mayer	Avenue	5
Mayer	Awakening	4
Mayer	Banner	2
Mayer	Bar None	2
Mayer	Basic	1
Mayer	Batik	3
Mayer	BeBop	3
Mayer	Beckon	2
Mayer	Bella	2
Mayer	Berkshire	5
Mayer	Big Top	5
Mayer	Blocks	3
Mayer	Bolero	5
Mayer	Botanica	5
Mayer	Boteh	7
Mayer	Brio	6
Mayer	Bungalow	5
Mayer	Burst	5
Mayer	Camelot	4
Mayer	Canvas	5
Mayer	Caressa FR	3
Mayer	Caressa Suede	4
Mayer	Cascade	5
Mayer	Catalyst	1
Mayer	Catwalk	4
Mayer	Cavalier	2
Mayer	Cayman	5
Mayer	Celtic	5
Mayer	Chaps FR	4
Mayer	Charade	6
Mayer	Charette	3

Graded In Fabrics

Manufacturer	Pattern	Grade	Manufacturer	Pattern	Grade	Manufacturer	Pattern	Grade
Mayer	Circuit	6	Mayer	Fathom	5	Mayer	Longhorn	5
Mayer	Circumference	6	Mayer	Fedora	2	Mayer	Lotus	6
Mayer	Cirque	4	Mayer	Figure Eight	3	Mayer	Luminary	2
Mayer	City Lights	5	Mayer	Finale	5	Mayer	Lunar	1
Mayer	Collage	6	Mayer	Finesse	3	Mayer	Madras	4
Mayer	Component	4	Mayer	Finish Line	2	Mayer	Madrid SP Black	1
Mayer	Contempo	3	Mayer	Flock	7	Mayer	Makore	5
Mayer	Continuum	3	Mayer	Florentino	3	Mayer	Malibu	5
Mayer	Convergence	4	Mayer	Flower Power	3	Mayer	Mandala	7
Mayer	Copa	2	Mayer	Focal Point	3	Mayer	Marquise	3
Mayer	Cork	5	Mayer	Formations	3	Mayer	Marvel	5
Mayer	Cosmopolitan	4	Mayer	Forte	1	Mayer	Matka	4
Mayer	Counterpoint	5	Mayer	Foundation 10	2	Mayer	Matrix	6
Mayer	Cross Check	1	Mayer	Frequency	3	Mayer	Maverick	3
Mayer	Crystals	5	Mayer	Fresco	2	Mayer	Maze	5
Mayer	Cuddle Up	5	Mayer	Gala	5	Mayer	Meander	3
Mayer	Curlicue	3	Mayer	Geisha	7	Mayer	Melange	3
Mayer	Dakota	4	Mayer	Genesis	4	Mayer	Melody	5
Mayer	Dande	4	Mayer	Genesis plus DuraBlock™	5	Mayer	Metal Strips	6
Mayer	Dapper	2	Mayer	Glee	1	Mayer	Metro	4
Mayer	Daydream	5	Mayer	Glimmer	5	Mayer	Microdot	3
Mayer	Dazzle	5	Mayer	Grasscloth	2	Mayer	Milano	4
Mayer	Debonair	5	Mayer	Groundwork	5	Mayer	Mingle	4
Mayer	Debut	6	Mayer	Guardian	4	Mayer	Monogram	4
Mayer	Destiny	4	Mayer	Haberdash	3	Mayer	Moonscape	3
Mayer	Destiny plus DuraBlock™	5	Mayer	Habitat	5	Mayer	Mosaic	4
Mayer	Detail	5	Mayer	Heather FR	4	Mayer	Mosaic plus DuraBlock™	5
Mayer	Disco	5	Mayer	Hole In One	5	Mayer	Motif	5
Mayer	Domain	2	Mayer	Holiday	5	Mayer	Multi-Crepe	2
Mayer	Dublin Tweed FR	4	Mayer	Hombre	5	Mayer	Myriad	5
Mayer	Durango	3	Mayer	Honeycomb	2	Mayer	Mystic	3
Mayer	Duraweave® 10	2	Mayer	Hoopla	3	Mayer	New Dimensions	7
Mayer	Echo	4	Mayer	Hopsack	5	Mayer	Nexus	2
Mayer	Ecosphere	5	Mayer	Illusion	3	Mayer	Niche	5
Mayer	Eleanor Rigby	5	Mayer	Images	3	Mayer	Nirvana	6
Mayer	Element	3	Mayer	Impulse	1	Mayer	Nostalgia	5
Mayer	Empire	5	Mayer	In The Groove	5	Mayer	Nuance	5
Mayer	Emu	3	Mayer	Infinity	5	Mayer	Nylon-Stat ESD	5
Mayer	Encore	6	Mayer	Interlace	4	Mayer	Obi	6
Mayer	Enigma	4	Mayer	Interlochen	4	Mayer	Obsession	6
Mayer	Entourage	6	Mayer	Interlude	2	Mayer	Odessa	5
Mayer	Entwine	4	Mayer	Intrigue	3	Mayer	On the Spot	6
Mayer	Ephesus	5	Mayer	Jekyll & Hyde	4	Mayer	Optic	3
Mayer	Equal	2	Mayer	Jenga	5	Mayer	Orbit	4
Mayer	Equation	4	Mayer	Jitterbug	5	Mayer	Origami	6
Mayer	Equinox	5	Mayer	Journey	5	Mayer	Origin	3
Mayer	Erode	6	Mayer	Jubilee	3	Mayer	Ottoman	5
Mayer	Escapade	6	Mayer	Juncture	7	Mayer	Outback	3
Mayer	Esprit	5	Mayer	Karma	6	Mayer	Ovation	3
Mayer	Essence	5	Mayer	Katagami	6	Mayer	Oxen SP Black	1
Mayer	Essex	4	Mayer	Key Largo	3	Mayer	Palermo	5
Mayer	Europa	5	Mayer	Kismet	5	Mayer	Panache	6
Mayer	Evolve	6	Mayer	Kobe	3	Mayer	Paparazzi	6
Mayer	Fable	1	Mayer	Komodo	3	Mayer	Paradigm	4
Mayer	Facets	6	Mayer	Laredo	5	Mayer	Paradise	4
Mayer	Factor	1	Mayer	Lavish	4	Mayer	Paragon	3
Mayer	Fairy Tales	6	Mayer	Linen	3	Mayer	Pastime	5
Mayer	FanFare	6	Mayer	Links	4	Mayer	Patent	5
Mayer	Fantasy	2	Mayer	Locomotion	3	Mayer	Pathway	1

Manufacturer	Pattern	Grade	Manufacturer	Pattern	Grade	MOMENTUM		
Manufacturer	Pattern	Grade	Manufacturer	Pattern	Grade	Manufacturer	Pattern	Grade
Mayer	Patio	3	Mayer	Solid Ground	2	Momentum	Ace	3
Mayer	Pavilion	4	Mayer	Sophisticate	4	Momentum	Acoustic	6
Mayer	Pebble Beach	2	Mayer	Source	4	Momentum	Agora II	4
Mayer	Peerless	4	Mayer	Source plus DuraBlock™	5	Momentum	Aldo	7
Mayer	Phoenix	3	Mayer	Space Odyssey	3	Momentum	Align	6
Mayer	Pick Up Sticks	3	Mayer	Spacer Mesh	2	Momentum	Allegory	6
Mayer	Pinehurst	4	Mayer	Spectre	3	Momentum	Almanac	6
Mayer	Pinnacle	3	Mayer	Spirograph	5	Momentum	Amenity II	6
Mayer	Plaza	5	Mayer	Splendor	5	Momentum	Amuse	4
Mayer	Portal	5	Mayer	Spokes	6	Momentum	Analog	6
Mayer	Positive Thoughts	6	Mayer	Spotlight	3	Momentum	April	5
Mayer	Prado	4	Mayer	Stanza	1	Momentum	Archer	6
Mayer	Primo	5	Mayer	Stardust	3	Momentum	Ardour II	6
Mayer	Prism	3	Mayer	Stop & Go	5	Momentum	Arrange	6
Mayer	Pulse	2	Mayer	Strata	1	Momentum	Ascend	5
Mayer	Punch	3	Mayer	Stratosphere	3	Momentum	Audio	6
Mayer	Quark	6	Mayer	Suede	5	Momentum	Audubon	6
Mayer	Quattro	1	Mayer	Suna	6	Momentum	Avanti	6
Mayer	Rain Dance	5	Mayer	Sutra	6	Momentum	Avenue	4
Mayer	Rain Drops	3	Mayer	Swank	1	Momentum	Axis	2
Mayer	Ranchero	2	Mayer	Synapse	6	Momentum	Bandwidth II	6
Mayer	Rapport	1	Mayer	Tangled Web	2	Momentum	Bangle	2
Mayer	Ratio	6	Mayer	Tangram	7	Momentum	Banter	6
Mayer	Razzmatazz	6	Mayer	Tea Leaves	2	Momentum	Basis	2
Mayer	Realm	6	Mayer	Terrain	3	Momentum	Baseline	4
Mayer	Rebound	1	Mayer	Theory	3	Momentum	Beep	4
Mayer	Reflector	6	Mayer	Time Line	5	Momentum	Bento	6
Mayer	Reiki	5	Mayer	Toss Up	4	Momentum	Bias	6
Mayer	Rejuvenate	6	Mayer	Tributary	4	Momentum	Bloc	6
Mayer	Relic	2	Mayer	Turnabout	6	Momentum	Boom II	5
Mayer	Replay	5	Mayer	Tussah	4	Momentum	Boxcar	6
Mayer	Reveal	5	Mayer	Twister	5	Momentum	Bravo II	5
Mayer	Reverb	3	Mayer	Uptown	4	Momentum	Brisk	6
Mayer	Rhythm	6	Mayer	Valet	3	Momentum	Buoy	6
Mayer	Rift	5	Mayer	Variant	3	Momentum	Byways	6
Mayer	Ritz	1	Mayer	Venetian	8	Momentum	Cairns	7
Mayer	Rock & Roll	5	Mayer	Venue	4	Momentum	Camber	6
Mayer	Round 'N Round	6	Mayer	Verona	4	Momentum	Canter	4
Mayer	Sakura	7	Mayer	Vibrant	5	Momentum	Carlo	7
Mayer	Samurai	6	Mayer	Viewpoint	5	Momentum	Cashmere II	4
Mayer	Sashiko	6	Mayer	Vintage Mohair	9	Momentum	Catalogue	6
Mayer	Sequel	2	Mayer	Vinyl Stat ESD	5	Momentum	Central	5
Mayer	Sequel plus DuraBlock™	4	Mayer	Vipassana	6	Momentum	Centric	6
Mayer	Sequence	4	Mayer	Vogue	4	Momentum	Channel	5
Mayer	Shantung	3	Mayer	Volante	8	Momentum	Chipper	6
Mayer	Sherlock	3	Mayer	Wallaby SP Black	1	Momentum	Cinch	2
Mayer	Shibori	6	Mayer	Webescape	3	Momentum	Cite	6
Mayer	Shimmer	5	Mayer	Whimsy	6	Momentum	Clang	4
Mayer	Sierra SP Black	1	Mayer	Whirligig	6	Momentum	Context	2
Mayer	Signs	6	Mayer	Whirlwind	2	Momentum	Core	2
Mayer	Silk Screen	4	Mayer	Wildflower	6	Momentum	Course	6
Mayer	SilverWeave	4	Mayer	Willow	3	Momentum	Cover Cloth	5
Mayer	Skate	5	Mayer	Wilson	6	Momentum	Crossing Colors	7
Mayer	Sketch	4	Mayer	Wool Boucle	7	Momentum	Current	3
Mayer	Slick	4	Mayer	Xanadu	6	Momentum	Cycle	5
Mayer	Smart Suede	5	Mayer	Zazen	6	Momentum	Dash	6
Mayer	Social Network	5	Mayer	Zest	2	Momentum	Dayspell	6
Mayer	Solaris	5				Momentum	Decode	3
Mayer	Soleil	6						

Graded In Fabrics

Manufacturer	Pattern	Grade	Manufacturer	Pattern	Grade	Manufacturer	Pattern	Grade
Momentum	Delve	5	Momentum	Jest	6	Momentum	Rein II	5
Momentum	Dive	5	Momentum	Jitney	6	Momentum	Reverb	7
Momentum	Dividend	6	Momentum	Juncture	6	Momentum	Revolve	7
Momentum	Docket	7	Momentum	Kayak	6	Momentum	Riga	6
Momentum	Domain	5	Momentum	Keynote	5	Momentum	Rivet	4
Momentum	Drawing Lines	6	Momentum	Kindle	5	Momentum	Roster	6
Momentum	Drift	6	Momentum	Kindred	5	Momentum	Row	5
Momentum	Duo	6	Momentum	Kinney	4	Momentum	Sail	6
Momentum	Ebb	6	Momentum	Knack	3	Momentum	Scan	6
Momentum	Echo II	6	Momentum	Kudos	6	Momentum	Scape	6
Momentum	Edison	6	Momentum	Ledge	5	Momentum	Scrabble	4
Momentum	Effloresce	7	Momentum	Lella	6	Momentum	Scribe	5
Momentum	Elevate	7	Momentum	Leno	6	Momentum	Sense	5
Momentum	Elle	6	Momentum	Lina	7	Momentum	Sidebar Crypton	5
Momentum	Emanate	7	Momentum	Lineup	3	Momentum	Sidebar Incase	5
Momentum	Embark	5	Momentum	Livia	7	Momentum	Sidestep	6
Momentum	Eon	4	Momentum	Lloyd	7	Momentum	Silica	7
Momentum	Epic	3	Momentum	Lore	6	Momentum	Silica Breeze	7
Momentum	Essay	6	Momentum	Lucio	8	Momentum	Silica Etch	7
Momentum	Estrella	6	Momentum	Ludwig	7	Momentum	Silica Hiatus	8
Momentum	Etude	7	Momentum	Malmo	7	Momentum	Silica Leather	7
Momentum	Evolve	6	Momentum	Mapping Ideas	7	Momentum	Silica Prints	7
Momentum	Expo	2	Momentum	Marathon	2	Momentum	Silica Reach	8
Momentum	Faux Felt	5	Momentum	Marcel	7	Momentum	Silica Stride	8
Momentum	Faux Mo	5	Momentum	Medley	5	Momentum	Silica Tech	7
Momentum	Feliz	6	Momentum	Mensa	6	Momentum	Sketching Air	7
Momentum	Flection	6	Momentum	Millennium	2	Momentum	Skip	3
Momentum	Fleet	5	Momentum	Mix	6	Momentum	Small Talk	6
Momentum	Flow	6	Momentum	Molto	7	Momentum	Solace	4
Momentum	Flux	6	Momentum	Nagoya	7	Momentum	Solo2	5
Momentum	Focal	4	Momentum	Neon	6	Momentum	Soma	6
Momentum	Foray	5	Momentum	Nifty	4	Momentum	Sort	6
Momentum	Free	3	Momentum	Nimble	6	Momentum	Span Crypton	5
Momentum	Fringe	5	Momentum	Oath	5	Momentum	Span Incase	5
Momentum	Fuse	2	Momentum	Odyssey	2	Momentum	Spin	6
Momentum	Gatsby	6	Momentum	Ohs II	7	Momentum	Starboard	6
Momentum	Geo	7	Momentum	Origin	2	Momentum	Strut	4
Momentum	Groove	4	Momentum	Pace Crypton	5	Momentum	Sublime II	5
Momentum	Habit	3	Momentum	Pace Incase	5	Momentum	Sway II	6
Momentum	Halo	6	Momentum	Pact	1	Momentum	Symbol	7
Momentum	Hearsay	6	Momentum	Painting Strokes	7	Momentum	Synergy	5
Momentum	Helm	6	Momentum	Panorama	6	Momentum	Syntax	3
Momentum	Hive	5	Momentum	Parable	6	Momentum	Tact II	6
Momentum	Hue	3	Momentum	Parkside Crypton	5	Momentum	Tactic	7
Momentum	Hula	6	Momentum	Parkside Incase	5	Momentum	Tag	6
Momentum	Icon	5	Momentum	Perk	2	Momentum	Tesla	6
Momentum	Idyll	6	Momentum	Phase	6	Momentum	Tetra	4
Momentum	Impact	4	Momentum	Photon	6	Momentum	Tone	5
Momentum	Index	6	Momentum	Pierre	7	Momentum	Torque	7
Momentum	Infinity	2	Momentum	Ping	4	Momentum	Tradition	3
Momentum	Infusion	6	Momentum	Pique	4	Momentum	Trefoil	5
Momentum	Inner Circle	6	Momentum	Propensity II	3	Momentum	Trove	6
Momentum	Insight	2	Momentum	Prospect	5	Momentum	Turin	7
Momentum	Interim	6	Momentum	Proximity	6	Momentum	Twist	6
Momentum	Intermezzo	7	Momentum	Quirk	4	Momentum	Upside	5
Momentum	Intermix II	5	Momentum	Rally	6	Momentum	Vario	4
Momentum	Intersect	4	Momentum	Recollection II	6	Momentum	Veer	5
Momentum	Isla	5	Momentum	Redux	5	Momentum	Velocity	4
Momentum	Jardin	6	Momentum	Refract	6	Momentum	Venue	4

Manufacturer	Pattern	Grade
Momentum	Via	3
Momentum	Viva II	5
Momentum	Vox	2
Momentum	Wander	6
Momentum	Waver	6
Momentum	Weaving Palettes	6
Momentum	Whim	6
Momentum	Zipped	6
Momentum	Zola	6

PAUL BRAYTON

Manufacturer	Pattern	Grade
Paul Brayton	Al Fresco	6
Paul Brayton	Angelica	6
Paul Brayton	Angus	6
Paul Brayton	Aruba	6
Paul Brayton	Avery	5
Paul Brayton	Backgammon	7
Paul Brayton	Cirrus	6
Paul Brayton	Coffee House	5
Paul Brayton	Eclipse	7
Paul Brayton	Fame	6
Paul Brayton	Flannelsuede - 3100	8
Paul Brayton	Flannelsuede - 3103	8
Paul Brayton	Florence	6
Paul Brayton	Frolic	5
Paul Brayton	Fun	6
Paul Brayton	Jilly Twill	4
Paul Brayton	Journey	6
Paul Brayton	Kasbah	7
Paul Brayton	Killian	6
Paul Brayton	Meridian	5
Paul Brayton	Molly	6
Paul Brayton	Moonstruck	7
Paul Brayton	Neo-Plaid	6
Paul Brayton	Nimbus	6
Paul Brayton	Nuevo Blok	7
Paul Brayton	Odyssey	7
Paul Brayton	Orbit	6
Paul Brayton	Oxford	5
Paul Brayton	Pizzelle	6
Paul Brayton	Prizm	7
Paul Brayton	Promenade	6
Paul Brayton	Quest	6
Paul Brayton	Rhapsody	6
Paul Brayton	Rhyme	4
Paul Brayton	Sahara	6
Paul Brayton	Savoy	6
Paul Brayton	Somerfield	6
Paul Brayton	Stratus	6
Paul Brayton	Toto Plaid	6

ULTRA FABRICS

Manufacturer	Pattern	Grade
Ultrafabrics	Brillante	4
Ultrafabrics	Brisa	5
Ultrafabrics	Brisa Indoor/Outdoor	5
Ultrafabrics	Brisa Distressed	5
Ultrafabrics	Brisa Fresco	5
Ultrafabrics	Cora	5
Ultrafabrics	Cove	5
Ultrafabrics	Dwell	5
Ultrafabrics	Eco Tech	5
Ultrafabrics	Fusion	5
Ultrafabrics	Fusion Shimmer	5
Ultrafabrics	Helix	5
Ultrafabrics	Linen	5
Ultrafabrics	Pompeii	4
Ultrafabrics	Pony	5
Ultrafabrics	Primera	3
Ultrafabrics	Promessa	5
Ultrafabrics	Promessa Indoor/Outdoor	5
Ultrafabrics	Strada	4
Ultrafabrics	Toscana	4
Ultrafabrics	Uccello	5
Ultrafabrics	Ultraleather	5
Ultrafabrics	Ultraleather Pearlized	5
Ultrafabrics	Ultraleather Pro	5
Ultrafabrics	Viva	5

CTL LEATHER

Manufacturer	Pattern	Grade
CTL Leather	Atlantic	Call
CTL Leather	Barolo	Call
CTL Leather	Bull Soft	Call
CTL Leather	Capri	Call
CTL Leather	Caress	Call
CTL Leather	Classico	Call
CTL Leather	Cowboy	Call
CTL Leather	Dakota	Call
CTL Leather	Dallas Soft	Call
CTL Leather	Dublin	Call
CTL Leather	Elegance	Call
CTL Leather	Epic	Call
CTL Leather	Heritage	Call
CTL Leather	Linea	Call
CTL Leather	Lodge	Call
CTL Leather	Madras	9
CTL Leather	Mardi Gras	Call
CTL Leather	Mustang	Call
CTL Leather	Palma	Call
CTL Leather	Paradiso	Call
CTL Leather	Prescott	Call
CTL Leather	Queensland	Call
CTL Leather	Rio	Call
CTL Leather	Roxy	Call
CTL Leather	Santiago	Call
CTL Leather	Seide	Call
CTL Leather	Siena	Call
CTL Leather	Stagecoach	Call
CTL Leather	Tuscania	Call
CTL Leather	Valencia	Call
CTL Leather	Vogue	Call

NeutralPosture

BIFMA e3/LEVEL
GSA

WOMEN[™]
OWNED

ISO 9001:2015 Approved
SCS Indoor Advantage

Visit NeutralPosture.com or call 979.778.0502

WOMEN[™]
OWNED

ISO 9001:2015 Approved
SCS Indoor Advantage

Item #901302 © 2018 Neutral Posture, Inc. All rights reserved. 2018/07